



CITY OF DALWORTHINGTON GARDENS

**NOTICE OF A MEETING
FEBRUARY 23, 2021**

**CRIME CONTROL AND PREVENTION DISTRICT
6:00 PM**

**CITY COUNCIL
WORK SESSION AT 6:01 P.M.
REGULAR SESSION AT 7:00 P.M.**

CITY HALL COUNCIL CHAMBERS, 2600 ROOSEVELT, DALWORTHINGTON GARDENS, TEXAS

NOTICE

Meeting will be held by telephone conference in order to advance the public health goal of limiting face-to-face meetings (also called “social distancing”) to slow the spread of the Coronavirus (COVID-19). **There will be no public access at the above location.** For this meeting, the presiding officer will be physically present at the location described above. However, one or all other members of the City Council may participate in this meeting remotely through telephone conference providing for two-way -audio communication for each member of the City Council.

Public dial-in number: 1-408-418-9388 Meeting number (access code): 182 515 3691 Meeting password: 78352348

The public will be permitted to offer public comments telephonically as provided by the agenda and as permitted by the presiding officer during the meeting.

CRIME CONTROL AND PREVENTION DISTRICT – 6:00 P.M.

- 1. CALL TO ORDER**
- 2. ACTION ITEM:** Discussion and possible action to approve the purchase of one (1) Chevrolet Tahoe vehicle for the DWG Department of Public Safety in the amount of \$50,000.
- 3. ADJOURN**

CITY COUNCIL – 6:01 P.M.

WORK SESSION – 6:01 P.M.

- 1. CALL TO ORDER**
- 2. WORK SESSION**
 - a. Provide feedback on a proposed development for Gardens Town Center, Lot 6, at the northwest corner of Bowen Road and Pleasant Ridge, Dalworthington Gardens, prior to the applicant obtaining necessary permits and approvals for said development.
 - b. Moving fire inspection duties to an existing part-time DPS employee, using an overage of a sign permit fee as the funding source.

3. DISCUSSION OF OTHER AGENDA ITEMS, IF TIME PERMITS

REGULAR SESSION – 7:00 P.M.

1. CALL TO ORDER

2. INVOCATION AND PLEDGES OF ALLEGIANCE

3. ITEMS OF COMMUNITY INTEREST

- Easter Egg Hunt – March 27, 2021 (home visit instead of public event)
- Earth Day/Rock Painting – April 2021 (social distancing come and go event)
- Movie Night – May 2021

4. CITIZEN COMMENTS

Citizens who wish to speak to the City Council will be heard at this time. In compliance with the Texas Open Meetings Act, unless the subject matter of the presentation is on the agenda, the City staff and City Council Members are prevented from discussing the subject and may respond only with statements of factual information or existing policy.

5. MAYOR AND COUNCIL COMMENTS

Pursuant to Texas Government Code § 551.0415, City Council Members and City staff may make a report about items of community interest during a meeting of the governing body without having given notice of the subject of the report. Items of community interest include:

- Expressions of thanks, congratulations, or condolence;
- Information regarding holiday schedules;
- An honorary or salutory recognition of a public official, public employee, or other citizen, except that a discussion regarding a change in the status of a person's public office or public employment is not an honorary or salutory recognition for purposes of this subdivision;
- A reminder about an upcoming event organized or sponsored by the governing body;
- Information regarding a social, ceremonial, or community event organized or sponsored by an entity other than the governing body that was attended or is scheduled to be attended by a member of the governing body or an official or employee of the municipality; and
- Announcements involving an imminent threat to the public health and safety of people in the municipality that has arisen after the posting of the agenda.

6. DEPARTMENTAL REPORTS

- a. DPS Report
- b. Financial Reports
- c. City Administrator Report

7. CONSENT AGENDA

- a. Acknowledgement and acceptance of a Proclamation supporting the Mayor's Monarch Challenge.
- b. Approval of the January 21, 2021 regular meeting minutes
- c. Approval of the January 28, 2021 special meeting minutes
- d. Approval of Resolution No. 2021-02 ratifying changing to the Purchase Policy, section IV, as it relates to routine recurring expenses.
- e. Approval of Resolution No. 2021-03 ratifying changes to the Capitalization and Depreciation Policy as it relates to the minimum requirement for capitalization of assets.

- f. Approval of Ordinance No. 2021-02 ratifying changes to the City of Dalworthington Gardens Code of Ordinances, Chapter 13, Utilities, Article 13.03 and Article 13.04, specifically as it pertains to garbage, recycling, and utility billing practices.
- g. Approval of Resolution No. 2021-04 authorizing continued participation with the Atmos Cities Steering Committee; and authorizing the payment of five cents per capita to the Atmos Cities Steering Committee to fund regulatory and related activities related to Atmos Energy Corporation.
- h. Approval of Ordinance No. 2021-03 approving budget amendments for FY 2020-2021.
- i. Presentation and acknowledgment of budget adjustments for February 2021.
- j. Approval of Resolution No. 2021-05 appointing City Council members to an audit committee for 2021.
- k. Consider proposed legislative bills to show support of H.B. 1030 and S.B. 402 and opposition of H.B. 749, and consider directing the City Administrator to submit a resolution in support or opposition of said bills where appropriate.

8. REGULAR AGENDA

- a. Consider approval of Resolution No. 2021-06 to approve an increase to garbage and recycling rates from Republic Services.
- b. Discussion and possible action to provide feedback on a proposed development for Gardens Town Center, Lot 6, at the northwest corner of Bowen Road and Pleasant Ridge, Dalworthington Gardens, prior to the applicant obtaining necessary permits and approvals for said development. An associated closed session is on the agenda to discuss economic development incentives.
- c. Conduct a public hearing to receive citizen input for the proposed 47th Year Community Development Block Grant.
- d. Discussion and possible action to move fire inspection duties to an existing part-time DPS employee, using an overage of a sign permit fee as the funding source.
- e. Discussion and possible action to approve the purchase of one (1) Chevrolet Tahoe vehicle for the DWG Department of Public Safety in the amount of \$50,000.
- f. Discussion and possible action to approve a quote from Ace Pipe Cleaning in the amount of \$5,590.00 for sanitary sewer pipe cleaning and CCTV to inspect cause of sagging streets on Elkins Drive and Gardenia Lane.
- g. Discussion and possible action to approve a quote for gate valve repair at the City water pump station in the amount of \$29,309.00.
- h. Discussion and possible action regarding Project #2020-01, the new City Hall building, to include, but not limited to any change order approval.
- i. Discussion and possible action regarding Project #2020-02, Twin Lakes, Twin Springs to include, but not limited to any change order approval.
- j. Discussion and possible action on the Comprehensive Plan, to include but not limited to governing body approval of changes and setting future meeting dates. Final adoption of the Plan will take place at a future public meeting following legal publication requirements and notifications.
- k. Discussion and possible action regarding amendments to the FY 2020-2021 budget in amounts not to exceed \$10,000.00.
- l. Discussion and possible action to continue a disaster declaration issued by Mayor Bianco for Winter Storm Uri.

9. TABLED ITEMS

- a. Discussion and possible action regarding consideration of bond requirements for oil and gas drilling.

10. FUTURE AGENDA ITEMS

In compliance with the Texas Open Meetings Act, Council Members may request that matters of public concern be placed on a future agenda. Council Members may not discuss non-agenda items among themselves. In compliance with the Texas Open Meetings Act, city staff members may respond to questions from Council members only with statements of factual information or existing city policy.

11. EXECUTIVE SESSION

- a. Recess into Executive Session pursuant to Government Code, Section 551.071, consultation with attorney, and Government Code, Section 551.087, economic development negotiations, to wit: a proposed development at Gardens Town Center, Lot 6, at the southeast corner of Bowen Road and Pleasant Ridge, Dalworthington Gardens.
- b. Reconvene into Regular Session for discussion and possible action on a proposed development at Gardens Town Center, Lot 6, at the southeast corner of Bowen Road and Pleasant Ridge, Dalworthington Gardens

12. ADJOURN

The City Council reserves the right to adjourn into closed session at any time during the course of this meeting to discuss any of the matters listed above, as authorized by Texas Government Code Section 551.071 (Consultation with Attorney), 551.072 (Deliberations about Real Property), 551.073 (Deliberations about Gifts and Donations), 551.074 (Personnel Matters), 551.076 (Deliberations about Security Devices) and 551.087 (Economic Development Negotiations).

CERTIFICATION

This is to certify that a copy of the **February 23, 2021** City Council Agenda was posted on the City Hall bulletin board, a place convenient and readily accessible to the general public at all times, and to the City's website, www.cityoflwg.net, in compliance with Chapter 551, Texas Government Code.

DATE OF POSTING: _____ TIME OF POSTING: _____ TAKEN DOWN: _____

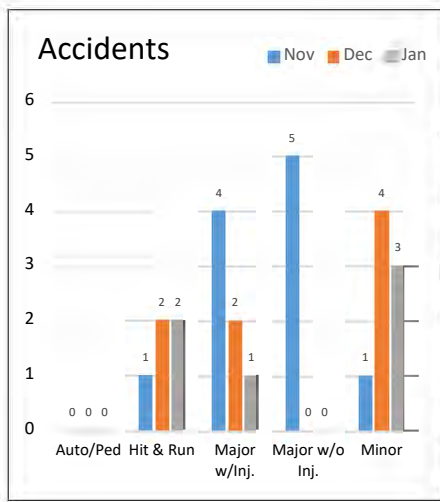
Lola Hazel, City Administrator



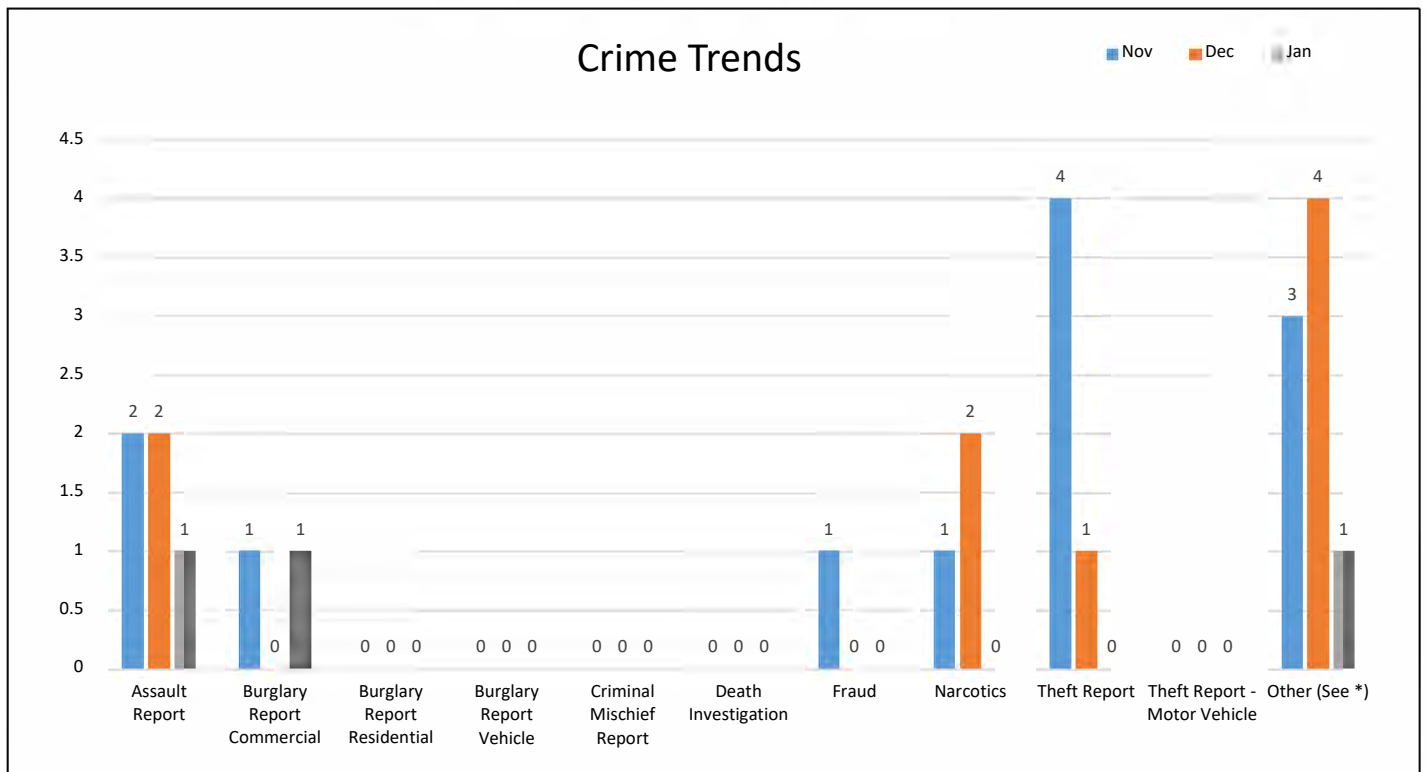
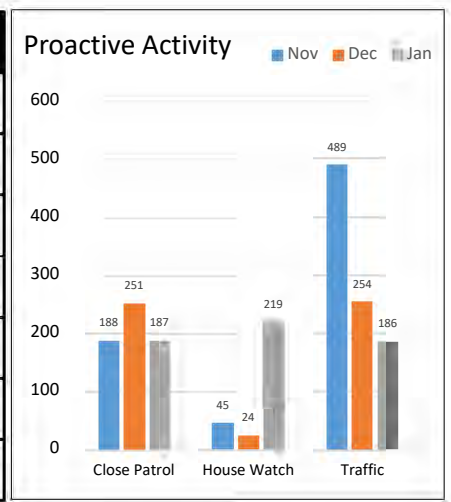
MONTHLY PUBLIC SAFETY

January 2021

Department News	
Push In Ceremony	Tuesday, February 9, 2021 @ 6:00pm
Austin Bass	Police Academy graduation Friday February 12, 2021
P25 Radio Connection	Status Update



Activity	Nov	Dec	2020 Total	Jan
DPS Activity	1220	1173	16946	1028
Police CFS	461	602	6047	404
EMS CFS	10	9	113	9
Fire CFS	3	5	95	4
Arrests	7	4	100	3
House Watches, Close Patrols, & Community Contacts	250	299	4980	422
Traffic Enforcement	489	254	5611	186



* Other offenses excluding traffic, warrants and "report only."



City of Dalworthington Gardens

**All Cash Funds
Cash Position by Fund
January 31, 2021**

Description	Total Portfolio	110	205	210	115	118	130	140	142	143	145	150	180	185	207	208	120	120
		General Operating Fund	Court Fiduciary Fund	Payroll Fund	Court Security Fund	Court Automation Fund	Park Fund (Permanent)	CIP Fund CDBG	CIP Bond Fund City Hall	Street Sales Tax Fund	Grant Fund	Debt Fund	Parks & Recreation Facility Dev Fund	Crime Control & Prevention Fund	Vol Fire Donation Fund	Seizure Fund	Enterprise Fund	Restricted Water & Sewer Impact Fee Funds
Petty Cash Funds	\$ 700.00	\$ 600.00	\$ -	\$ -	\$ -	\$ -	\$ -	\$ -	\$ -	\$ -	\$ -	\$ -	\$ -	\$ -	\$ -	\$ -	\$ 100.00	\$ -
Consolidated Cash (Pooled)	90,755.96	(321,242.79)	13,878.45	(1,019.77)	25,272.40	99,918.62	-	-	-	-	(1,067.39)	27,134.72	-	-	7,863.18	9,497.10	230,521.44	-
Evidence Fund	250.00	250.00																
Crime Control & Prevention District	86,220.28												86,220.28					
Paypal Account	6.56															6.56		
General Fund Reserve Fund	1,567,602.07	1,567,602.07																
Garden Park Fund Account	20,773.10					20,773.10												
Park & Recreation Facilities Development Corp.	579,992.67												579,992.67					
TexSTAR - General Savings Reserve	108,307.90	108,307.90																
LOGIC - General Savings Reserve	216,173.51	216,173.51																
LOGIC - Oil & Gas	397,205.34	397,205.34																
LOGIC - Debt Interest & Sinking Fund	159,293.06											159,293.06						
TexSTAR - 2017 GO Debt-City Hall	1,243,840.89							1,243,840.89										
LOGIC - Street Sales Tax Fund	152,804.41									152,804.41								
TexSTAR - Water Impact Fees	145,190.10																	145,190.10
TexSTAR - Sewer Impact Fees	42,744.05																	42,744.05
Transfer Pending	-	12,858.68	(13,878.45)	1,019.77														
S	4,811,859.90	1,981,754.71	-	-	25,272.40	99,918.62	20,773.10	-	1,243,840.89	152,804.41	(1,067.39)	186,427.78	579,992.67	86,220.28	7,863.18	9,503.66	230,621.44	187,934.15
Reconciliation of Cash Balance to Fund Balance																		
Receivables & Prepays		310,272.26			-	3,620.60				20,342.28			22,703.84	40,616.44	288.65		210,814.30	
Liabilities (A/P, Deferred Inflows)		(260,837.65)			-	-		(812.50)	(45,450.00)	(34,054.74)	-		(3,013.95)	(3,745.12)	-		(261,631.01)	
Ending Fund Balance		2,031,189.32			25,272.40	103,539.22	20,773.10	(812.50)	1,198,390.89	139,091.95	(1,067.39)	186,427.78	599,682.56	123,091.60	8,151.83	9,503.66	179,804.73	

Budgeted Operating Expenses FY 20/21	\$ 3,273,380
90 Day Operating Reserve Target based on Budget Op Exp	\$ 818,345
Fund Balance Over/(Under) Reserve Target	\$ 1,212,844
90 Day Reserve Target of 25% Attained	248%
Budgeted Operating Expenses FY 20/21	\$ 3,273,380
Operating Budget Expenditures cost per day (365 days)	\$ 8,968
Fund Balance at 01/31/21	\$ 2,031,189
# of operating days in Fund Balance	226

Budgeted Operating Expenses FY 20/21	\$ 1,970,240
90 Day Operating Reserve Target based on Budget Op Exp	\$ 492,560
Working Capital Balance Over/(Under) Reserve Target	\$ (312,755)
90 Day Reserve Target of 25% Attained	36.50%
Budgeted Operating Expenses FY 20/21	\$ 1,970,240
Operating Budget Expenditures cost per day (365 days)	\$ 5,398
Working Capital Balance at 01/31/21	\$ 179,805
# of operating days in Fund Balance	33

January 2021 Financial Summary

Cash Analysis

General Fund Reserve balance ended the month with 226 operating days, which is 248% of target.

Budgeted Operating Expenses FY 20/21	\$	3,273,380
Operating Budget Expenditures cost per day (365 days)	\$	8,968
Fund Balance at 01/31/21	\$	2,031,189
# of operating days in Fund Balance		226

This month had an increase of 29 days from prior month's # of days, which was 197. This increase is due to the continued seasonal receipts of property tax collections and will decrease as the year progresses, as it will be used to fund operations.

Enterprise Fund Reserve balance should be 90 days to comply with the Financial Policy. This month's # of days decreased by 1 day from last month's # of days, which was 34.

Budgeted Operating Expenses FY 20/21	\$	1,970,240
Operating Budget Expenditures cost per day (365 days)	\$	5,398
Working Capital Balance at 01/31/21	\$	179,805
# of operating days in Fund Balance		33

General Fund

REVENUES

- **YTD revenues** are above expenses by \$892,794. This is primarily due to the large property tax collections received in December & January.
- **Fines and Fees** are still showing an impact from the COVID pandemic. Revenue came in below the 4/12th average of 33.3% by (13.2%). January showed a \$5,000 decline compared to previous months actual revenues.

EXPENSES

YTD expenses are trending with budget at 32.8%, which 4/12th signifies 33.3%

A few accounts with higher than usual monthly expense:

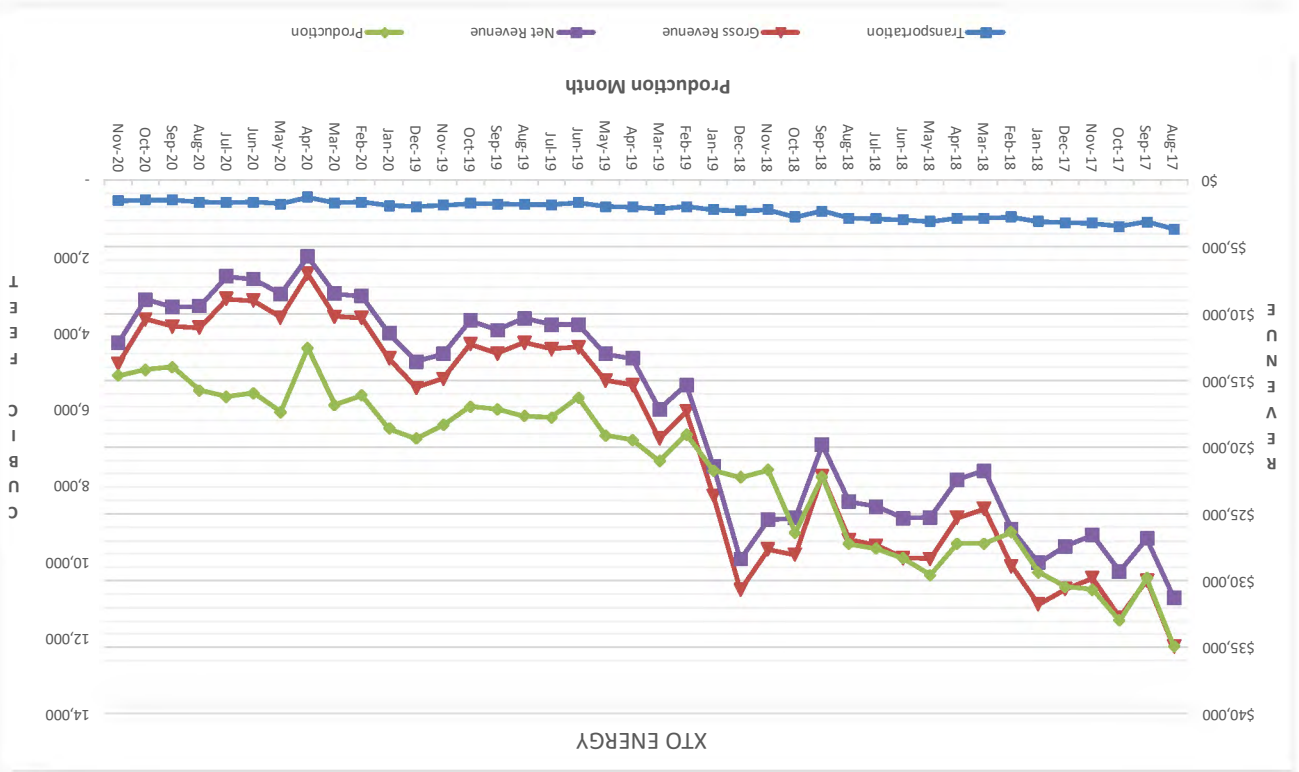
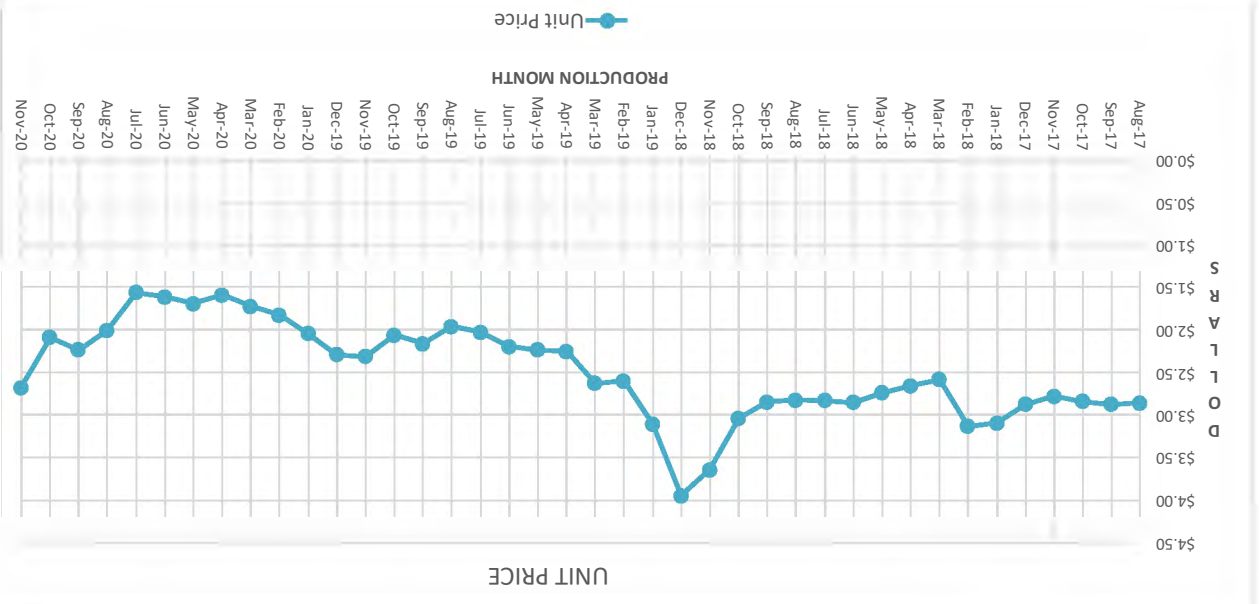
- **110.55.6100 Training** reflects fire academy training for Joey Flores
- **110.55.6250 Mat/Supplies: FF Supplies** -numerous small purchases, such as gloves, thermometers, class A foam pails.
- **110.55.6270 Mat/Supplies: Emergency Equip** – ½ deposit on Max Fire Education
- **110.55.7505 Contractual-Liability Insur** – Annual insurance for the new fire truck billed \$3407

141-Bond Fund Streets
 The final balance from the 2017 Street Bonds was used in January to fund Street Repairs (Twin Springs/Twin Lakes) and the bank account has been closed.

145-Grant Fund
 We received confirmation of a Fire Grant and purchased a laptop. Funding is paid once the purchase is submitted to the Grant agency.

Oil & Gas Reserve Fund

Gas royalties for the month were \$12,172.24. Royalties have a 2 month lag from the receipt month. November activity increased from October by 145.21/cf and a price increase of \$.58/cf. Nov Rate \$2.6783/cf. MTD royalties came in over budget by \$7,172.24. Gas Reserve Funds life-to-date are \$397,205.34, which represents 44 days of operating reserve.



110 - GENERAL FUND

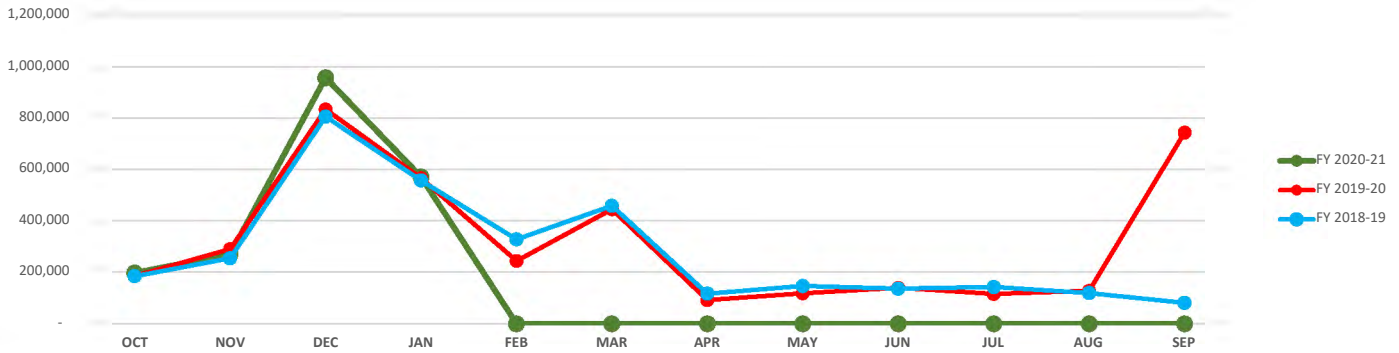
02/11/21

General Fund	Year to Date						
	FY 2020-21		FY 2020-21		FY 2019-20		FY 2018-19
	BUDGET	YTD	BUDGET	YTD	YTD	YTD	
BUDGET VS. ACTUAL REPORT (BAR)							
<i>YTD Ending January 31, 2021</i>							
Taxes	\$ 2,651,216	\$ 1,755,336	\$ (895,880)	66.2%	\$ 1,603,911	\$ 1,505,653	
Permits & Fees	\$ 61,500	\$ 36,792	\$ (24,708)	59.8%	\$ 25,767	\$ 25,749	
Fines & Fees	\$ 419,320	\$ 84,097	\$ (335,223)	20.1%	\$ 149,657	\$ 139,859	
Charges for Service	\$ 115,939	\$ 42,043	\$ (73,895)	36.3%	\$ 41,812	\$ 28,335	
Other Revenue	\$ 39,280	\$ 37,333	\$ (1,947)	95.0%	\$ 9,108	\$ 6,538	
Other Financing Sources	\$ 25,000	\$ 21	\$ (24,979)	0.1%	\$ -	\$ -	
Oil & Gas	\$ 60,000	\$ 40,172	\$ (19,828)	67.0%	\$ 45,014	\$ 94,614	
TOTAL REVENUES	\$ 3,372,254	\$ 1,995,794	\$ (1,376,460)	59.2%	\$ 1,875,268	\$ 1,800,748	

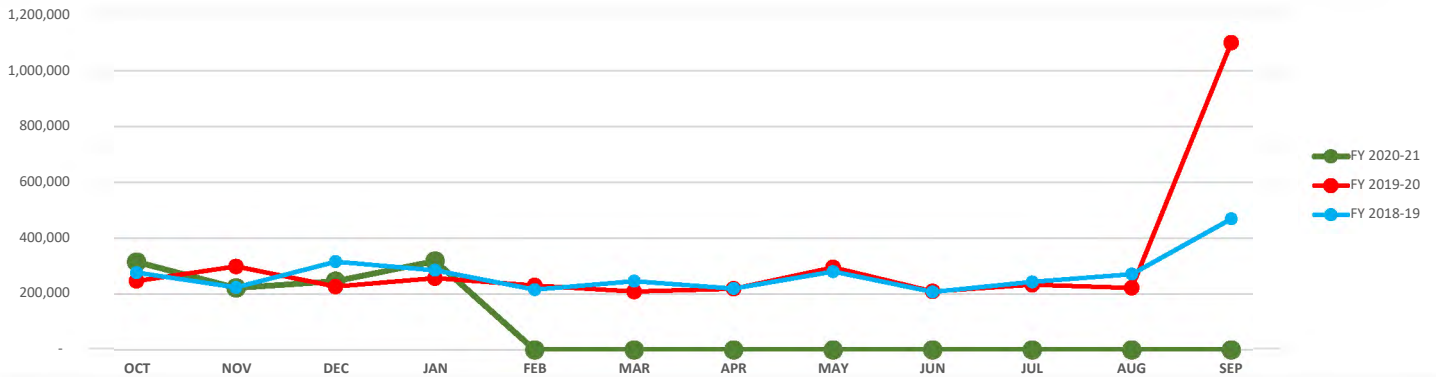
Salary & Wages	\$ 1,584,700	\$ 520,561	\$ (1,064,140)	32.8%	\$ 497,397	\$ 414,027
Taxes & Benefits	\$ 686,609	\$ 212,366	\$ (474,243)	30.9%	\$ 205,693	\$ 189,391
Training & Travel	\$ 66,838	\$ 13,479	\$ (53,359)	20.2%	\$ 13,849	\$ 10,514
Materials & Supplies	\$ 169,813	\$ 30,347	\$ (139,466)	17.9%	\$ 22,286	\$ 34,566
Utilities	\$ 74,121	\$ 24,315	\$ (49,806)	32.8%	\$ 23,852	\$ 20,652
Maintenance	\$ 101,320	\$ 19,427	\$ (81,894)	19.2%	\$ 18,553	\$ 33,521
Consultants	\$ 170,785	\$ 52,057	\$ (118,728)	30.5%	\$ 56,899	\$ 57,790
Contractual	\$ 294,026	\$ 113,635	\$ (180,391)	38.6%	\$ 137,041	\$ 119,634
Other	\$ 125,168	\$ 64,835	\$ (60,334)	51.8%	\$ 10,276	\$ 92,968
Capital Outlay	\$ 21,808	\$ 11,808	\$ (10,000)	54.1%	\$ -	\$ 35,422
Transfer to Gas Reserve	\$ 60,000	\$ 40,172	\$ (19,828)	67.0%	\$ 45,014	\$ 94,614
Other Financing Uses	\$ 10,000	\$ -	\$ (10,000)	0.0%	\$ -	\$ -
TOTAL EXPENDITURES	\$ 3,365,188	\$ 1,103,000	\$ (2,262,188)	32.8%	\$ 1,030,861	\$ 1,103,098

Revenue Over/(Under) Expenditures	\$ 7,066	\$ 892,794	\$ 885,728	\$ 844,407	\$ 697,650
--	-----------------	-------------------	-------------------	-------------------	-------------------

TOTAL REVENUE: HISTORICAL TREND



TOTAL EXPENDITURE: HISTORICAL TREND

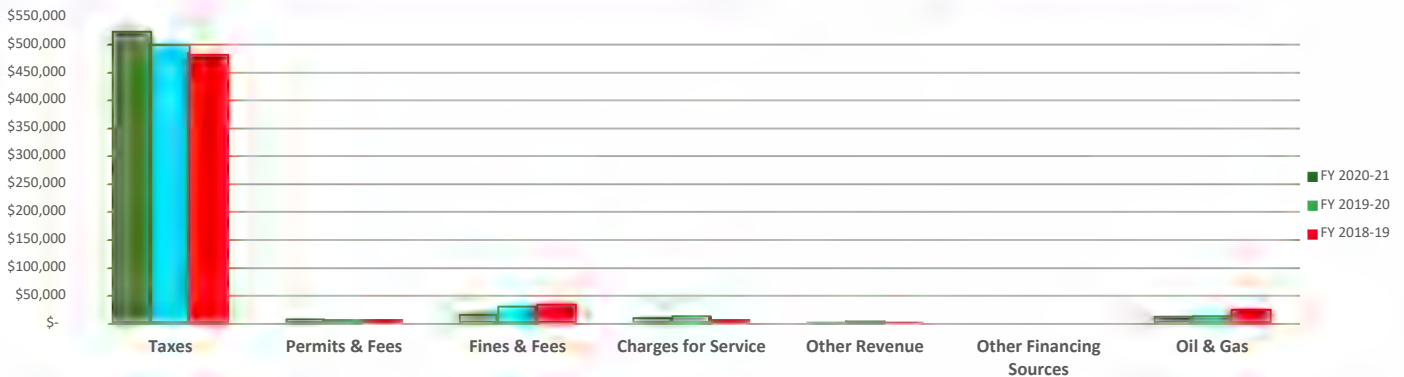


General Fund	CURRENT MONTH				
	BUDGET VS. ACTUAL REPORT (BAR)				
	FY 2020-21	FY 2020-21	% OF BUDGET	FY 2019-20	FY 2018-19
Month Ending January 31, 2021	BUDGET	JAN	JAN	JAN	JAN
Taxes	\$ 536,126	\$ 522,521	97.5%	\$ 499,016	\$ 481,554
Permits & Fees	\$ 5,125	\$ 7,224	141.0%	\$ 6,142	\$ 6,813
Fines & Fees	\$ 34,943	\$ 16,086	46.0%	\$ 31,008	\$ 34,077
Charges for Service	\$ 9,662	\$ 10,666	110.4%	\$ 13,203	\$ 6,440
Other Revenue	\$ 1,633	\$ 2,168	132.8%	\$ 4,025	\$ 2,333
Other Financing Sources	\$ -	\$ -	0.0%	\$ -	\$ -
Oil & Gas	\$ 5,000	\$ 12,172	243.4%	\$ 13,004	\$ 25,440
TOTAL REVENUES	\$ 592,489	\$ 570,837	96.3%	\$ 566,399	\$ 556,656

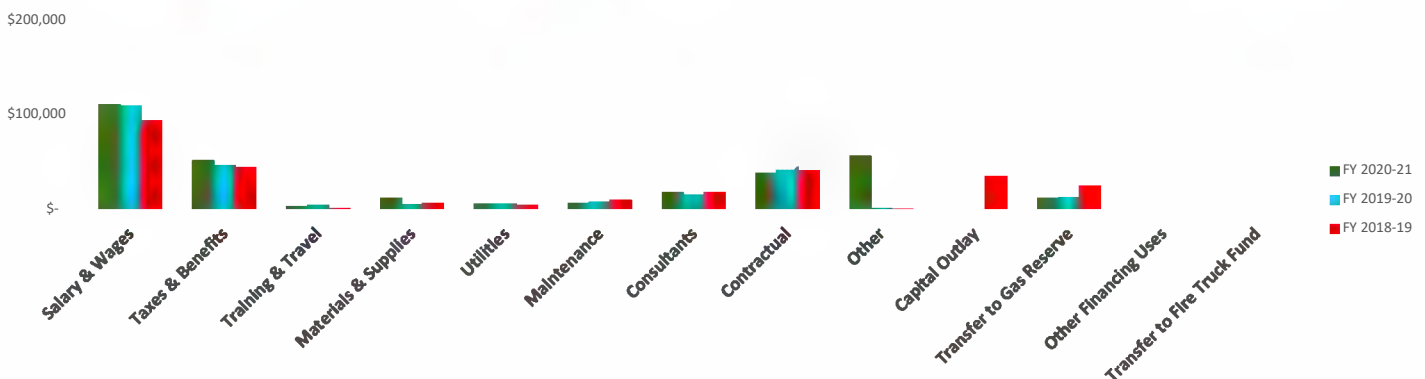
Salary & Wages	\$ 120,132	\$ 111,272	92.6%	\$ 110,264	\$ 94,226
Taxes & Benefits	\$ 53,868	\$ 52,154	96.8%	\$ 47,157	\$ 44,761
Training & Travel	\$ 5,570	\$ 3,624	65.1%	\$ 4,883	\$ 1,682
Materials & Supplies	\$ 14,047	\$ 12,670	90.2%	\$ 5,324	\$ 7,236
Utilities	\$ 6,183	\$ 6,128	99.1%	\$ 5,997	\$ 5,243
Maintenance	\$ 8,998	\$ 6,801	75.6%	\$ 8,125	\$ 10,327
Consultants	\$ 18,325	\$ 18,230	99.5%	\$ 15,639	\$ 18,532
Contractual	\$ 46,885	\$ 38,887	82.9%	\$ 45,564	\$ 41,731
Other	\$ 58,830	\$ 56,779	96.5%	\$ 1,284	\$ 932
Capital Outlay	\$ -	\$ -	0.0%	\$ -	\$ 35,422
Transfer to Gas Reserve	\$ 5,000	\$ 12,172	243.4%	\$ 13,004	\$ 25,440
Other Financing Uses	\$ -	\$ -	0.0%	\$ -	\$ -
Transfer to Fire Truck Fund	\$ -	\$ -	0.0%	\$ -	\$ -
TOTAL EXPENDITURES	\$ 337,838	\$ 318,718	94.3%	\$ 257,242	\$ 285,531

Revenue Over/(Under) Expenditures	\$ 254,651	\$ 252,120	\$ 309,157	\$ 271,125
--	-------------------	-------------------	-------------------	-------------------

JANUARY REVENUE: HISTORICAL TREND

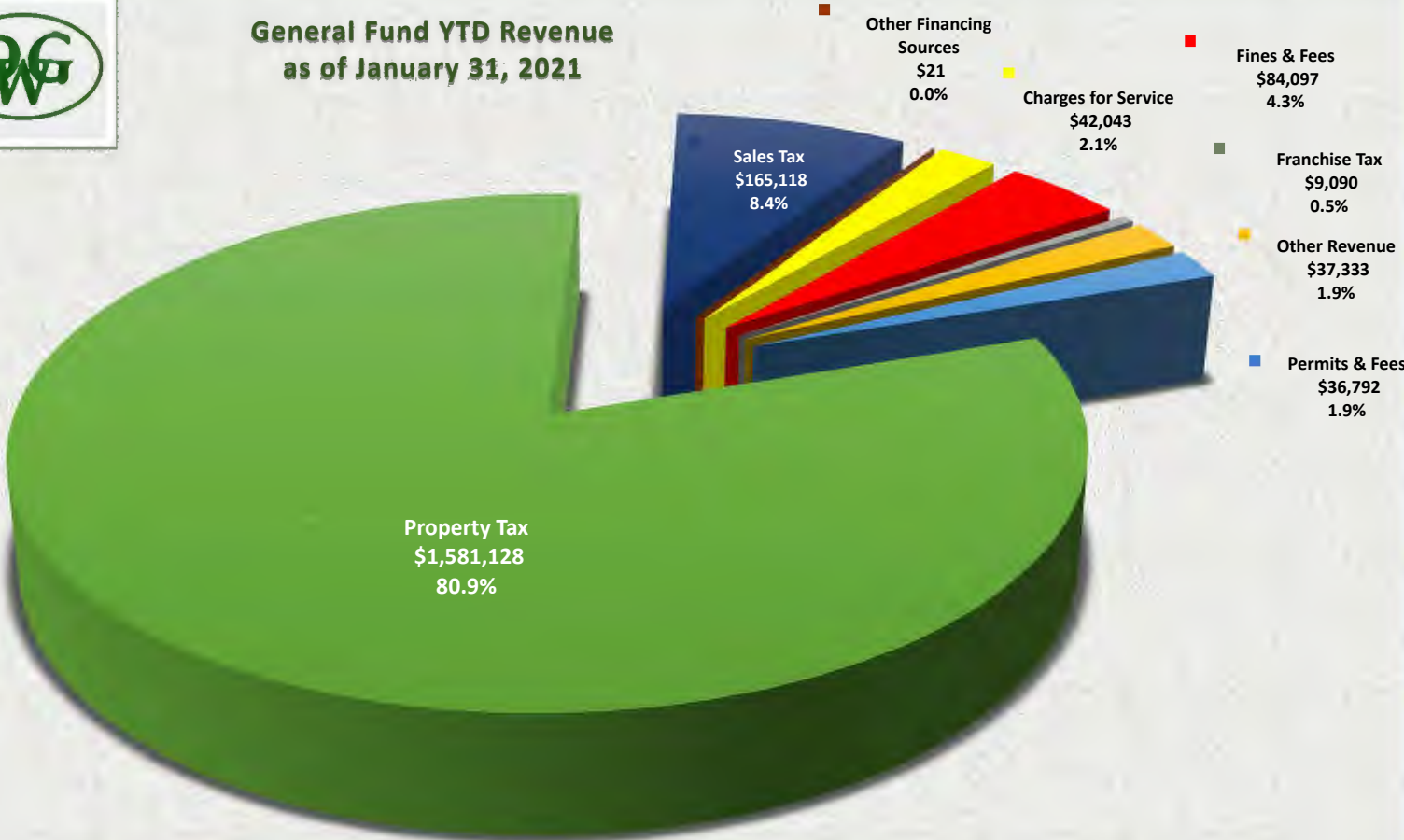


JANUARY EXPENDITURE: HISTORICAL TREND



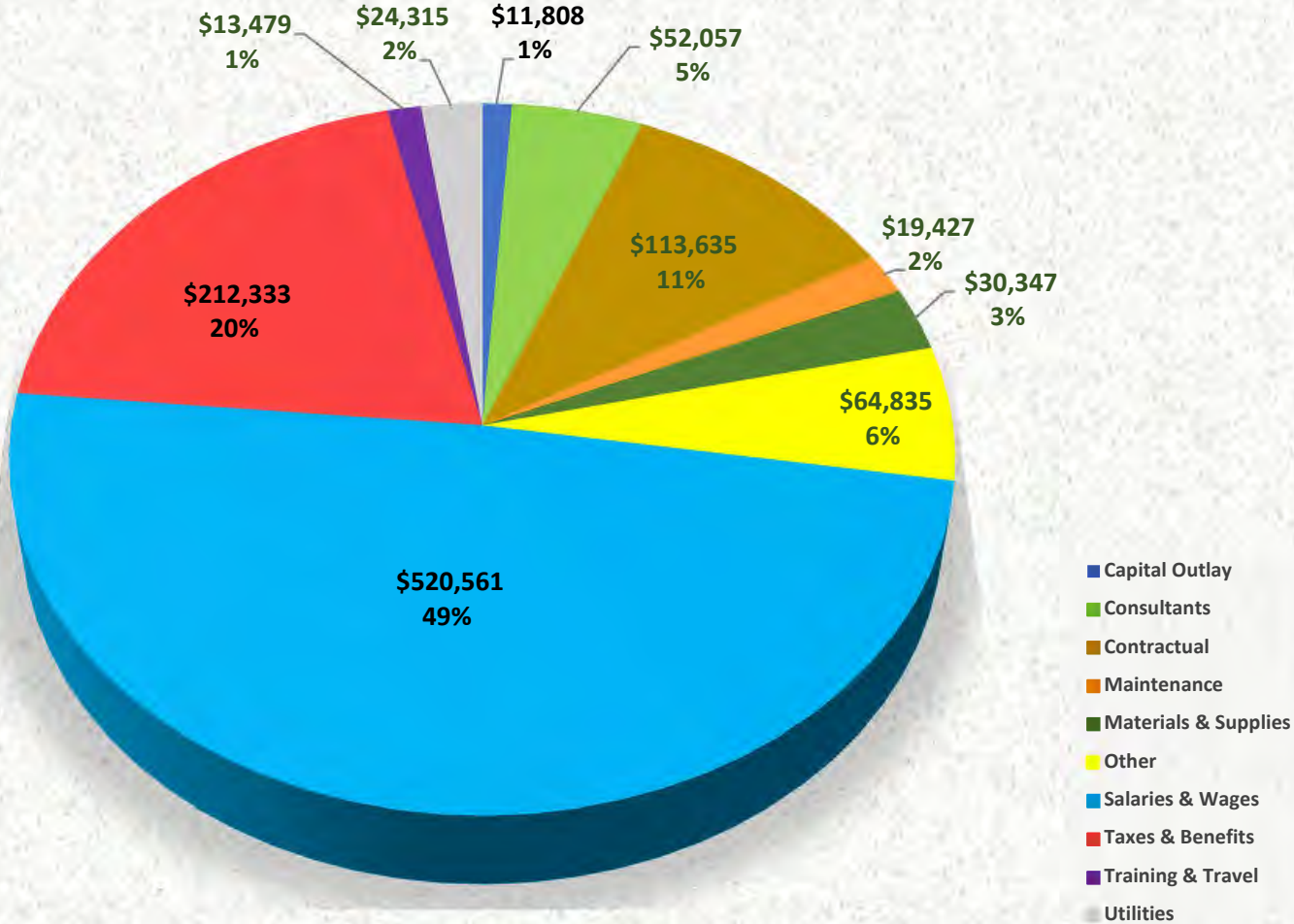


**General Fund YTD Revenue
as of January 31, 2021**



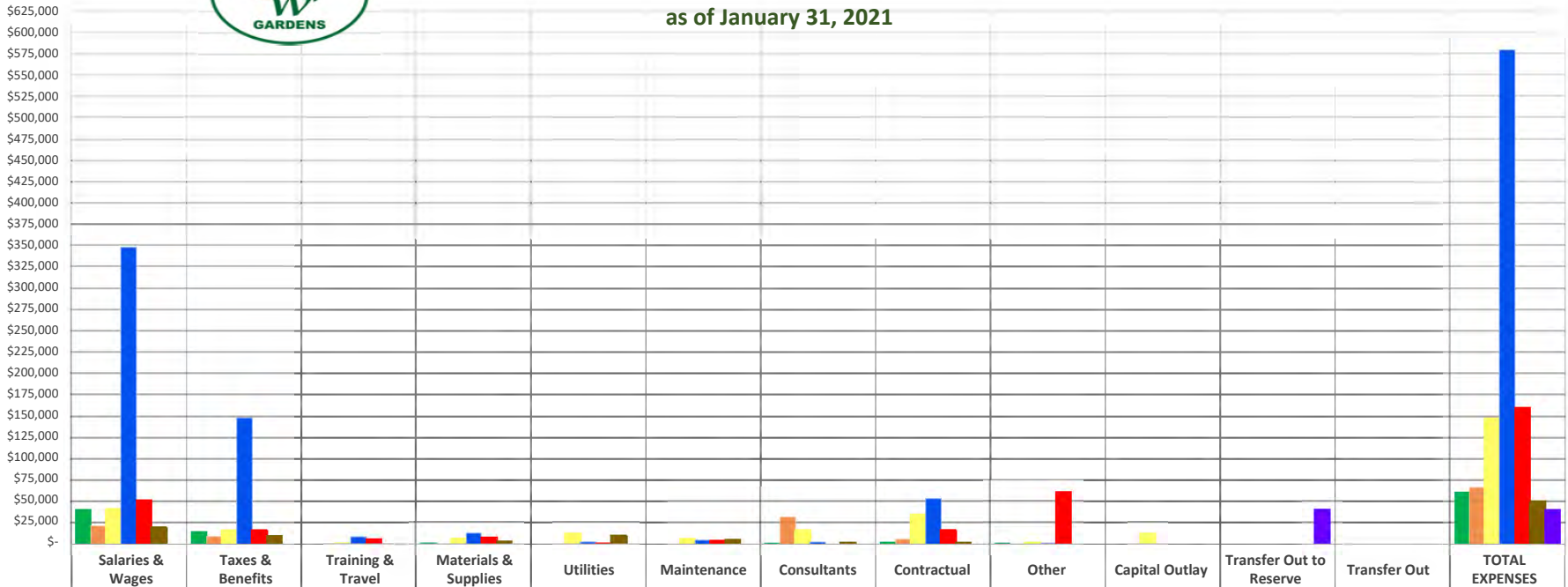


General Fund YTD Expenses as of January 31, 2021





General Fund YTD Expense Category by Department
as of January 31, 2021



	Salaries & Wages	Taxes & Benefits	Training & Travel	Materials & Supplies	Utilities	Maintenance	Consultants	Contractual	Other	Capital Outlay	Transfer Out to Reserve	Transfer Out	TOTAL EXPENSES
Community Dev	\$40,804	\$14,364	\$400	\$532	\$350	\$83	\$505	\$2,797	\$830	\$-			\$60,665
Court	\$20,964	\$8,714	\$100	\$-	\$-	\$-	\$31,134	\$5,391	\$240	\$-			\$66,542
Administration	\$40,842	\$15,753	\$460	\$6,765	\$11,859	\$6,263	\$16,123	\$34,744	\$2,319	\$11,808			\$146,933
Police	\$347,417	\$147,900	\$7,767	\$12,530	\$2,282	\$4,054	\$2,709	\$52,734	\$1,321	\$-			\$578,716
Fire	\$51,019	\$16,146	\$4,753	\$7,849	\$512	\$3,593	\$-	\$15,982	\$60,125	\$-			\$159,978
Public Works	\$19,515	\$9,456	\$-	\$2,672	\$9,312	\$5,433	\$1,586	\$1,987	\$-	\$-			\$49,960
Other Financing Uses											\$40,172	\$-	\$40,172

110 - GENERAL FUND

02/11/21

GENERAL FUND DETAILS		OCT	NOV	DEC	JAN		YTD Actual	Amended Budget	Over/(Under) Budget	33.33% % of Budget	Original Budget	Amended Budget vs Original Budget
Account Number	Account Description	Actual	Actual	Actual	Budget	Actual						
00.4001	Taxes:Property M & O	91,668	167,267	820,536	493,498	476,504	1,555,974	1,814,578	(258,604)	85.7%	1,814,578	-
00.4005	Taxes:Property Prior Years	13,609	1,211	3,917	250	1,643	20,381	3,000	17,381	679.4%	3,000	-
00.4010	Taxes:Property Penalty & Int	2,282	419	1,631	417	441	4,773	5,000	(227)	95.5%	5,000	-
00.4025	Taxes:City Sales & Use Tax	35,093	46,276	40,555	39,208	41,113	163,037	474,403	(311,366)	34.4%	474,403	-
00.4045	Taxes:Mixed Beverage	838	-	-	1,200	1,243	2,081	5,600	(3,519)	37.2%	5,600	-
00.4050	Taxes:Franchise - Electric	-	-	-	-	-	-	290,100	(290,100)	0.0%	290,100	-
00.4055	Taxes:Easement Use-Telephone	7	1,688	-	23	10	1,705	8,075	(6,370)	21.1%	8,075	-
00.4060	Taxes:Franchise - Gas	-	-	-	-	-	-	27,000	(27,000)	0.0%	27,000	-
00.4065	Taxes:Franchise-Cable/Internet	625	2,704	-	700	659	3,988	13,600	(9,612)	29.3%	13,600	-
00.4070	Taxes:Franchise - Refuse	798	859	832	830	909	3,397	9,860	(6,463)	34.5%	9,860	-
Total Taxes		144,921	220,423	867,471	536,126	522,521	1,755,336	2,651,216	(895,880)	66.2%	2,651,216	-
00.4100	Permits/Fees:Building	655	5,639	1,144	1,667	714	8,152	20,000	(11,848)	40.8%	20,000	-
00.4101	Permits/Fees:Plumbing	(75)	560	600	417	1,280	2,365	5,000	(2,635)	47.3%	5,000	-
00.4102	Permits/Fees:Electric	-	120	240	100	-	360	1,200	(840)	30.0%	1,200	-
00.4103	Permits/Fees:Heating/AC	519	240	-	267	240	999	3,200	(2,201)	31.2%	3,200	-
00.4104	Permits/Fees:Cert.Occupancy	200	-	100	333	500	800	4,000	(3,200)	20.0%	4,000	-
00.4105	Permits/Fees:Signs	501	650	12,000	58	1,500	14,651	700	13,951	2093.0%	700	-
00.4106	Permits/Fees:Sprinkler	-	-	-	42	-	-	500	(500)	0.0%	500	-
00.4107	Permits/Fees:Pool	-	-	-	42	400	400	500	(100)	80.0%	500	-
00.4108	Permits/Fees:Fence	150	-	75	42	-	225	500	(275)	45.0%	500	-
00.4109	Permits/Fees:Alarms	-	-	-	8	-	-	100	(100)	0.0%	100	-
00.4110	Permits/Fees:Other	-	-	-	17	-	-	200	(200)	0.0%	200	-
00.4111	Permits/Fees:Liquor	-	-	-	83	1,990	1,990	1,000	990	199.0%	1,000	-
00.4112	Permits/Fees:FireAlarm/Suppres	-	-	-	208	-	-	2,500	(2,500)	0.0%	2,500	-
00.4114	Permits/Fees:Red Tag	-	-	-	-	100	100	-	100	0.0%	-	-
00.4115	Permits/Fees:Roof	-	400	-	375	200	600	4,500	(3,900)	13.3%	4,500	-
00.4117	Permits/Fees:Special Use	-	-	-	8	-	-	100	(100)	0.0%	100	-
00.4118	Permits/Fees:Operational	-	-	-	42	-	-	500	(500)	0.0%	500	-
00.4165	Life Safety Inspections	5,750	100	-	1,417	300	6,150	17,000	(10,850)	36.2%	17,000	-
Total Permits & Fees		7,700	7,709	14,159	5,125	7,224	36,792	61,500	(24,708)	59.8%	61,500	-

110 - GENERAL FUND

02/11/21

GENERAL FUND DETAILS		OCT	NOV	DEC	JAN		YTD Actual	Amended Budget	Over/(Under) Budget	33.33% % of Budget	Original Budget	Amended Budget vs Original Budget
Account Number	Account Description	Actual	Actual	Actual	Budget	Actual						
00.4200	Municipal Court:Fines	7,754	7,187	5,681	11,667	5,369	25,990	140,000	(114,010)	18.6%	140,000	-
00.4205	Municipal Court:Fees-Warrants	1,664	2,567	1,683	5,000	2,753	8,666	60,000	(51,334)	14.4%	60,000	-
00.4210	Municipal Court:Arrest Fees	1,032	928	671	1,250	474	3,106	15,000	(11,894)	20.7%	15,000	-
00.4215	Municipal Court:Fines-Traffic	416	401	294	333	196	1,307	4,000	(2,693)	32.7%	4,000	-
00.4216	Municipal Court:CJFC Civil	29	31	22	167	33	115	2,000	(1,885)	5.8%	2,000	-
00.4218	Municipal Court:JFCI Judicial	19	22	(41)	167	29	29	2,000	(1,971)	1.4%	2,000	-
00.4219	Municipal Ct:TLFTA3 City Fee	170	165	117	267	163	615	3,200	(2,585)	19.2%	3,200	-
00.4221	Municipal Ct:Jury Duty	19	16	12	10	7	54	120	(66)	45.0%	120	-
00.4222	Mun Ct:Time Pmt Reimburse Fe	-	-	-	-	-	-	-	-	0.0%	-	-
00.4225	Mun Ct:ChildSaftyFundCS/CSS/SZ	444	272	164	267	61	941	3,200	(2,259)	29.4%	3,200	-
00.4240	Municipal Ct:Fees-Admin	9,704	11,268	11,256	13,333	6,032	38,260	160,000	(121,740)	23.9%	160,000	-
00.4250	Municipal Ct:Fees-JuvCaseOff	157	182	121	1,250	230	690	15,000	(14,310)	4.6%	15,000	-
00.4255	Municipal Ct:TruancyPreventi	930	822	619	400	334	2,704	4,800	(2,096)	56.3%	4,800	-
00.4290	Wrecker Fee	180	-	1,035	833	405	1,620	10,000	(8,380)	16.2%	10,000	-
Total Fines & Fees		22,517	23,860	21,634	34,943	16,086	84,097	419,320	(335,223)	20.1%	419,320	-
00.4450	Fees:Cost Recovery - W/S	5,500	5,500	5,500	5,500	5,500	22,000	66,000	(44,000)	33.3%	66,000	-
00.4451	Fees:Overhead Cost Recover-W/S	4,851	3,185	5,992	3,891	5,166	19,193	46,689	(27,495)	41.1%	46,689	-
00.4455	Chrg For Service:Platting/Zone	750	-	-	125	-	750	1,500	(750)	50.0%	1,500	-
00.4460	Chrg For Service:Board of Ad	-	-	-	42	-	-	500	(500)	0.0%	500	-
00.4461	Shop DWG Website Adv Fees	-	-	-	42	-	-	500	(500)	0.0%	500	-
00.4470	Chrg For Serv:Park Reservation	100	-	-	63	-	100	750	(650)	13.3%	750	-
Total Charges for Service		11,201	8,685	11,492	9,662	10,666	42,043	115,939	(73,895)	36.3%	115,939	-
00.4800	Other Rev:Interest Investment	330	368	(338)	1,000	-	360	12,000	(11,640)	3.0%	12,000	-
00.4815	Other Rev:Online Payment Fees	120	106	104	117	87	417	1,400	(983)	29.8%	1,400	-
00.4887	Other Rev:Grant CARES Act	-	-	33,005	-	-	33,005	19,680	13,325	167.7%	-	19,680
00.4888	Other Revenue:Jail Phone Commission	-	13	-	17	3	16	200	(184)	8.2%	200	-
00.4890	Other Revenue:Miscellaneous	1,360	64	32	125	376	1,832	1,500	332	122.1%	1,500	-
00.4891	Other:Donation Comm Dev	-	-	-	-	-	-	-	-	0.0%	-	-
00.4893	Other Rev:Donations-Day w/Law	-	-	-	42	-	-	500	(500)	0.0%	500	-
00.4894	Other Rev:Fire Recovery	-	-	-	167	-	-	2,000	(2,000)	0.0%	2,000	-
00.4897	Other Rev:DWG DPS Contributions	-	-	-	167	1,702	1,702	2,000	(298)	85.1%	2,000	-
00.4898	Other Rev:TC911 Reimbursement	-	-	-	-	-	-	-	-	0.0%	-	-
Total Other Revenue		1,810	551	32,803	1,633	2,168	37,333	39,280	(1,947)	95.0%	19,600	19,680
00.4812	Other Rev:Oil/Gas Lease Rev	9,563	9,510	8,927	5,000	12,172	40,172	60,000	(19,828)	67.0%	60,000	-
Oil & Gas Revenue		9,563	9,510	8,927	5,000	12,172	40,172	60,000	(19,828)	67.0%	60,000	-
00.4900	Transfer In	21	-	-	-	-	21	-	21	0.0%	-	-
00.4955	Lease Proceeds	-	-	-	-	-	-	-	-	0.0%	-	-
00.4960	Proceeds from Sale	-	-	-	-	-	-	25,000	(25,000)	0.0%	25,000	-
Other Financing Sources		21	-	-	-	-	21	25,000	(24,979)	0.1%	25,000	-
TOTAL REVENUE		197,732	270,738	956,486	592,489	570,837	1,995,794	3,372,254	(1,376,460)	59.2%	3,352,575	19,680

110 - GENERAL FUND

02/11/21

GENERAL FUND DETAILS		OCT	NOV	DEC	JAN		YTD Actual	Amended Budget	Over/(Under) Budget	33.33%	Original Budget	Amended Budget vs Original Budget
Account Number	Account Description	Actual	Actual	Actual	Budget	Actual				% of Budget		
20.6000	Personnel:Salaries-Full Time	12,116	8,174	8,173	8,171	8,173	36,636	106,229	(69,594)	34.5%	106,229	-
20.6005	Personnel:Salaries-Part Time	1,280	320	75	1,695	-	1,675	1,695	(20)	98.8%	-	1,695
20.6020	Personnel:Salaries-Overtime	36	3	26	43	-	64	564	(499)	11.4%	564	-
20.6025	Personnel:Salaries-Sick Leave	-	-	446	-	-	446	1,503	(1,057)	29.7%	1,503	-
20.6036	Personnel:Supplements	453	304	304	217	304	1,365	2,821	(1,456)	48.4%	2,821	-
20.6050	Personnel:Service Pay:Longevit	-	618	-	-	-	618	618	-	100.0%	618	-
Community Dev	Total Salaries & Wages	13,884	9,419	9,023	10,127	8,477	40,804	113,430	(72,626)	36.0%	111,735	1,695
20.6030	Personnel:FICA(SS) & MediCare	1,042	700	669	766	624	3,036	8,398	(5,362)	36.1%	8,268	130
20.6031	Personnel: SUTA Taxes	-	-	-	-	27	27	181	(154)	14.8%	181	-
20.6042	Personnel:ER-Life/AD&D Ins	7	7	7	7	4	24	79	(55)	30.4%	79	-
20.6045	Personnel:TMRS	2,662	1,922	1,890	1,960	1,981	8,455	25,484	(17,029)	33.2%	25,484	-
20.6046	Personnel:ER-LongTerm Disab	32	35	33	33	29	129	399	(269)	32.4%	399	-
20.6047	Personnel:Employee Insurances	566	566	566	624	651	2,349	7,484	(5,135)	31.4%	7,484	-
20.6048	Personnel:HSA/HRA	65	65	65	68	71	266	817	(551)	32.6%	817	-
20.6049	Personnel:ER-ShortTerm Disab	18	19	18	18	22	77	220	(143)	35.1%	220	-
Community Dev	Total Taxes & Benefits	4,392	3,313	3,249	3,476	3,409	14,364	43,063	(28,699)	33.4%	42,933	130
20.6100	Training & Travel	-	-	100	191	300	400	2,291	(1,891)	17.5%	2,291	-
Community Dev	Total Training & Travel	-	-	100	191	300	400	2,291	(1,891)	17.5%	2,291	-
20.6205	Mat/Supplies: Legal Notices	-	-	-	-	-	-	-	-	0.0%	-	-
20.6212	Mat/Supplies: Public Education	-	-	-	42	-	-	500	(500)	0.0%	500	-
20.6215	Mat/Supplies: Office Supplies	-	-	-	-	-	-	-	-	0.0%	-	-
20.6225	Mat/Supplies: Filing Fees	-	-	-	-	-	-	-	-	0.0%	-	-
20.6230	Mat/Supplies: Office Equipment	-	-	-	-	-	-	150	(150)	0.0%	-	150
20.6240	Mat/Supplies: Printing	-	-	-	50	-	-	600	(600)	0.0%	600	-
20.6245	Mat/Supplies: Postage	-	-	-	-	-	-	-	-	0.0%	-	-
20.6270	Mat/Supplies:Emergency Equip	-	-	-	83	-	-	1,000	(1,000)	0.0%	1,000	-
20.6275	Mat/Supplies: Misc	-	-	-	-	-	-	-	-	0.0%	-	-
20.6276	Mat/Supplies: Furnishings	-	-	-	83	-	-	1,000	(1,000)	0.0%	1,000	-
20.6300	Mat/Supplies: Uniforms	-	-	-	83	-	-	1,000	(1,000)	0.0%	1,000	-
20.6310	Mat/Supplies: Animal Control	-	-	-	-	-	-	-	-	0.0%	-	-
20.6350	Mat/Supplies: Fuel	180	131	88	166	134	532	1,995	(1,463)	26.7%	1,995	-
20.6400	Mat/Supplies: Tools & Supplies	-	-	-	83	-	-	1,000	(1,000)	0.0%	1,000	-
Community Dev	Total Materials & Supplies	180	131	88	591	134	532	7,245	(6,713)	7.3%	7,095	150
20.6510	Utilities:Telephone	49	49	49	50	49	198	600	(402)	32.9%	600	-
20.6520	Utilities:Mobile Data Termin	38	38	38	40	38	153	480	(327)	31.8%	480	-
Community Dev	Total Utilities	88	88	88	90	87	350	1,080	(730)	32.4%	1,080	-

110 - GENERAL FUND

02/11/21

GENERAL FUND DETAILS		OCT	NOV	DEC	JAN		YTD Actual	Amended Budget	Over/(Under) Budget	33.33% % of Budget	Original Budget	Amended Budget vs Original Budget
Account Number	Account Description	Actual	Actual	Actual	Budget	Actual						
20.6805	Maintenance:Vehicles	18	65	-	42	-	83	500	(417)	16.7%	500	-
20.6815	Maintenance:Office Equipment	-	-	-	-	-	-	-	-	0.0%	-	-
20.6820	Maintenance:Code Enforcement	-	-	-	250	-	-	3,000	(3,000)	0.0%	3,000	-
20.6825	Maintenance:Equipment	-	-	-	-	-	-	-	-	0.0%	-	-
Community Dev	Total Maintenance	18	65	-	292	-	83	3,500	(3,417)	2.4%	3,500	-
20.7015	Consultants:Legal-Regular	161	-	-	83	344	505	1,000	(495)	50.5%	1,000	-
20.7020	Consultants:Legal-Platting	-	-	-	-	-	-	-	-	0.0%	-	-
20.7045	Consultants:Platting	-	-	-	-	-	-	-	-	0.0%	-	-
20.7095	Consultants:Other	-	-	-	8	-	-	100	(100)	0.0%	100	-
Community Dev	Total Consultants	161	-	-	92	344	505	1,100	(595)	45.9%	1,100	-
20.7225	Contractual:Credit CardProcess	30	48	35	17	25	138	205	(67)	67.3%	205	-
20.7300	Contractual:Computer System	57	57	1,757	2,019	57	1,928	5,600	(3,672)	34.4%	5,600	-
20.7505	Contractual:Liability Insurance	297	-	-	310	297	593	1,238	(645)	47.9%	1,238	-
20.7510	Contractual:Worker's Compensation	69	-	-	110	69	138	441	(303)	31.3%	441	-
20.7515	Contractual:Inspections	-	-	-	2,000	-	-	24,000	(24,000)	0.0%	24,000	-
Community Dev	Total Contractual	452	105	1,792	4,456	447	2,797	31,484	(28,687)	8.9%	31,484	-
20.8010	Other:MembershipDues/Subscript	685	-	-	109	145	830	1,306	(476)	63.5%	1,306	-
20.8020	Other:Meetings	-	-	-	-	-	-	-	-	0.0%	-	-
20.8030	Other:Publications	-	-	-	-	-	-	-	-	0.0%	-	-
20.8070	Other:Miscellaneous	-	-	-	8	-	-	100	(100)	0.0%	100	-
Community Dev	Total Other	685	-	-	117	145	830	1,406	(576)	59.0%	1,406	-
20.9010	Capital Outlay:Computer/Off Eq	-	-	-	-	-	-	-	-	0.0%	-	-
20.9100	Capital Outlay: Vehicle	-	-	-	-	-	-	-	-	0.0%	-	-
20.9105	Capital Outlay:Equipment	-	-	-	-	-	-	-	-	0.0%	-	-
Community Dev	Total Capital Outlay	-	-	-	-	-	-	-	-	0.0%	-	-
Community Dev	TOTAL EXPENSES	19,860	13,122	14,340	19,431	13,344	60,665	204,599	(143,933)	29.7%	202,624	1,975
30.6000	Personnel:Salaries-Full Time	5,853	3,979	3,978	3,976	3,978	17,788	51,692	(33,904)	34.4%	51,692	-
30.6020	Personnel:Salaries-Overtime	36	3	26	44	-	64	573	(508)	11.3%	573	-
30.6025	Personnel:Salaries-Sick Leave	-	-	446	-	-	446	446	-	100.0%	446	-
30.6036	Personnel:Supplements	713	480	480	480	480	2,154	6,245	(4,091)	34.5%	6,245	-
30.6050	Personnel:Service Pay:Longevit	-	512	-	-	-	512	512	-	100.0%	512	-
Court	Total Salaries & Wages	6,602	4,974	4,930	4,501	4,458	20,964	59,467	(38,503)	35.3%	59,467	-

110 - GENERAL FUND

02/11/21

GENERAL FUND DETAILS		OCT	NOV	DEC	JAN		YTD Actual	Amended Budget	Over/(Under) Budget	33.33%	% of Budget	Original Budget	Amended Budget vs Original Budget
Account Number	Account Description	Actual	Actual	Actual	Budget	Actual							
30.6030	Personnel:FICA(SS) & MediCare	484	359	355	339	315	1,512	4,401	(2,888)	34.4%	4,401	-	
30.6031	Personnel: SUTA Taxes	-	-	-	-	-	-	99	(99)	0.0%	99	-	
30.6042	Personnel:ER-Life/AD&D Ins	4	4	4	4	2	13	43	(30)	29.9%	43	-	
30.6045	Personnel:TMRS	1,394	1,051	1,041	1,043	1,042	4,528	13,563	(9,035)	33.4%	13,563	-	
30.6046	Personnel:ER-LongTerm Disab	14	16	15	15	13	59	184	(125)	32.0%	184	-	
30.6047	Personnel:Employee Insurances	554	554	554	624	637	2,299	7,493	(5,194)	30.7%	7,493	-	
30.6048	Personnel:HSA/HRA	65	65	65	69	71	266	829	(563)	32.1%	829	-	
30.6049	Personnel:ER-ShortTerm Disab	9	9	9	9	11	37	108	(71)	34.7%	108	-	
Court	Total Taxes & Benefits	2,523	2,057	2,043	2,103	2,091	8,714	26,719	(18,005)	32.6%	26,719	-	
30.6100	Training & Travel	100	-	-	240	-	100	2,883	(2,783)	3.5%	2,883	-	
Court	Total Training & Travel	100	-	-	240	-	100	2,883	(2,783)	3.5%	2,883	-	
30.6205	Mat/Supplies: Legal Notices	-	-	-	-	-	-	-	-	0.0%	-	-	
30.6215	Mat/Supplies: Office Supplies	-	-	-	-	-	-	-	-	0.0%	-	-	
30.6230	Mat/Supplies: Office Equipmen	-	-	-	-	-	-	-	-	0.0%	1,000	(1,000)	
30.6240	Mat/Supplies: Printing	-	-	-	85	-	-	1,015	(1,015)	0.0%	1,015	-	
30.6245	Mat/Supplies: Postage	-	-	-	-	-	-	-	-	0.0%	-	-	
30.6276	Mat/Supplies: Furnishings	-	-	-	50	-	-	600	(600)	0.0%	600	-	
30.6300	Mat/Supplies: Uniforms	-	-	-	-	-	-	-	-	0.0%	-	-	
Court	Total Materials & Supplies	-	-	-	135	-	-	1,615	(1,615)	0.0%	2,615	(1,000)	
30.6510	Utilities:Telephone	-	-	-	-	-	-	-	-	0.0%	-	-	
Court	Total Utilities	-	-	-	-	-	-	-	-	0.0%	-	-	
30.6810	Maintenance:Bldg/Grounds/Park	-	-	-	-	-	-	-	-	0.0%	-	-	
Court	Total Maintenance	-	-	-	-	-	-	-	-	0.0%	-	-	
30.7000	Consultants:Municipal Judge	6,875	6,875	6,875	6,925	6,875	27,500	83,485	(55,985)	32.9%	83,485	-	
30.7010	Consultants:City Prosecutor	375	1,425	-	833	1,238	3,038	10,000	(6,963)	30.4%	10,000	-	
30.7015	Consultants:Legal-Regular	-	-	108	42	452	559	500	59	111.8%	500	-	
30.7095	Consultants:Other	-	23	-	58	14	37	700	(663)	5.3%	700	-	
Court	Total Consultants	7,250	8,323	6,983	7,858	8,578	31,134	94,685	(63,551)	32.9%	94,685	-	
30.7225	Contractual:Credit CardProcess	599	550	519	712	411	2,079	8,543	(6,464)	24.3%	8,543	-	
30.7226	Contractual:Notification Fees	-	-	73	40	-	73	480	(407)	15.2%	480	-	
30.7300	Contractual:Computer System	348	338	2,191	398	363	3,239	6,627	(3,388)	48.9%	6,627	-	
30.7301	Contractual:Worker's Comp	-	-	-	-	-	-	-	-	0.0%	-	-	
Court	Total Contractual	947	888	2,782	1,150	773	5,391	15,650	(10,260)	34.4%	15,650	-	
30.8010	Other:MembershipDues/Subscript	75	-	165	-	-	240	240	-	100.0%	240	-	
30.8070	Other:Miscellaneous	-	-	-	-	-	-	-	-	0.0%	-	-	
Court	Total Other	75	-	165	-	-	240	240	-	100.0%	240	-	
30.9010	Capital Outlay:Computer/Off Eq	-	-	-	-	-	-	-	-	0.0%	-	-	
30.9350	Capital Outlay:Equipment	-	-	-	-	-	-	-	-	0.0%	-	-	
Court	Total Capital Outlay	-	-	-	-	-	-	-	-	0.0%	-	-	
Court	TOTAL EXPENSES	17,498	16,242	16,902	15,987	15,900	66,542	201,259	(134,717)	33.1%	202,259	(1,000)	

110 - GENERAL FUND

02/11/21

GENERAL FUND DETAILS		OCT	NOV	DEC	JAN		YTD Actual	Amended Budget	Over/(Under) Budget	33.33%	% of Budget	Original Budget	Amended Budget vs Original Budget
Account Number	Account Description	Actual	Actual	Actual	Budget	Actual							
40.6000	Personnel:Salaries-Full Time	12,631	8,542	8,571	8,542	8,568	38,313	111,047	(72,734)	34.5%	111,047	-	
40.6005	Personnel:Salaries-Part Time	-	-	77	-	127	204	-	204	0.0%	-	-	
40.6020	Personnel:Salaries-Overtime	158	-	32	57	-	190	741	(551)	25.6%	741	-	
40.6025	Personnel:Salaries-Sick Leave	-	-	1,756	-	-	1,756	1,756	0	100.0%	1,756	-	
40.6036	Personnel:Supplements	65	44	44	44	44	195	567	(371)	34.5%	567	-	
40.6050	Personnel:Service Pay:Longevit	-	184	-	-	-	184	192	(8)	95.8%	192	-	
Administration	Total Salaries & Wages	12,854	8,770	10,479	8,643	8,739	40,842	114,302	(73,460)	35.7%	114,302	-	
40.6030	Personnel:FICA(SS) & MediCare	948	636	765	651	633	2,982	8,458	(5,477)	35.3%	8,458	-	
40.6031	Personnel: SUTA Taxes	-	-	-	-	-	-	149	(149)	0.0%	149	-	
40.6042	Personnel:ER-Life/AD&D Ins	5	5	5	5	3	20	65	(45)	30.2%	65	-	
40.6045	Personnel:TMRS	2,715	1,852	2,197	2,005	2,157	8,921	26,069	(17,148)	34.2%	26,069	-	
40.6046	Personnel:ER-LongTerm Disab	29	32	31	31	27	119	368	(249)	32.3%	368	-	
40.6047	Personnel:Employee Insurances	694	694	694	957	825	2,906	11,486	(8,580)	25.3%	11,486	-	
40.6048	Personnel:HSA/HRA	177	177	177	188	214	743	2,257	(1,514)	32.9%	2,257	-	
40.6049	Personnel:ER-ShortTerm Disab	14	15	15	15	18	62	176	(114)	35.0%	176	-	
Administration	Total Taxes & Benefits	4,582	3,411	3,883	3,852	3,877	15,753	49,029	(33,276)	32.1%	49,029	-	
40.6100	Training & Travel	125	150	-	265	185	460	3,175	(2,716)	14.5%	3,175	-	
Administration	Total Training & Travel	125	150	-	265	185	460	3,175	(2,716)	14.5%	3,175	-	
40.6205	Mat/Supplies: Legal Notices	20	38	-	100	17	75	1,200	(1,125)	6.3%	1,200	-	
40.6210	Mat/Supplies: Election Expenses	12	-	-	-	-	12	-	12	0.0%	-	-	
40.6215	Mat/Supplies: Office Supplies	793	124	264	324	931	2,111	3,885	(1,774)	54.3%	3,885	-	
40.6216	Mat/Supplies: Facility Supplies	387	16	394	171	195	992	2,050	(1,058)	48.4%	2,050	-	
40.6230	Mat/Supplies: Office Equipmen	802	1,093	(230)	83	-	1,665	1,000	665	166.5%	1,200	(200)	
40.6235	Mat/Supplies: Records Mgmt	-	-	-	133	-	-	1,600	(1,600)	0.0%	1,600	-	
40.6240	Mat/Supplies: Printing	221	343	219	375	219	1,003	4,500	(3,497)	22.3%	4,500	-	
40.6245	Mat/Supplies: Postage	179	508	8	320	211	906	3,835	(2,930)	23.6%	3,835	-	
40.6276	Mat/Supplies: Furnishings	-	-	-	-	-	-	-	-	0.0%	-	-	
40.6300	Mat/Supplies: Uniforms	-	-	-	50	-	-	600	(600)	0.0%	600	-	
Administration	Total Materials & Supplies	2,413	2,122	655	1,556	1,574	6,765	18,670	(11,906)	36.2%	18,870	(200)	
40.6500	Utilities:Electricity	1,024	869	859	827	783	3,534	12,224	(8,690)	28.9%	12,224	-	
40.6505	Utilities:Gas	25	179	254	310	408	866	1,350	(485)	64.1%	1,350	-	
40.6510	Utilities:Telephone	1,617	1,664	1,664	1,741	1,666	6,611	20,892	(14,281)	31.6%	20,892	-	
40.6515	Utilities:Water & Sewer	212	208	204	235	148	772	2,825	(2,053)	27.3%	2,825	-	
40.6520	Utilities:Mobile Data Termin	19	19	19	20	19	76	240	(164)	31.8%	240	-	
Administration	Total Utilities	2,897	2,938	3,000	3,133	3,024	11,859	37,531	(25,672)	31.6%	37,531	-	
40.6810	Maintenance:Bldg/Grounds/Park	1,250	250	2,889	1,053	1,873	6,263	7,080	(817)	88.5%	7,080	-	
40.6815	Maintenance:Office Equipment	-	-	-	-	-	-	-	-	0.0%	-	-	
Administration	Total Maintenance	1,250	250	2,889	1,053	1,873	6,263	7,080	(817)	88.5%	7,080	-	

110 - GENERAL FUND

02/11/21

GENERAL FUND DETAILS		OCT	NOV	DEC	JAN		YTD Actual	Amended Budget	Over/(Under) Budget	33.33%	Original Budget	Amended Budget vs Original Budget
Account Number	Account Description	Actual	Actual	Actual	Budget	Actual				% of Budget		
40.7015	Consultants:Legal-Regular	3,914	2,469	1,931	3,808	1,833	10,148	45,700	(35,552)	22.2%	45,700	-
40.7025	Consultants:Auditor	-	-	-	4,950	5,100	5,100	9,900	(4,800)	51.5%	9,900	-
40.7030	Consultants:Engineer-Regular	-	-	-	167	-	-	2,000	(2,000)	0.0%	2,000	-
40.7045	Consultants:Engineer-Platting	-	350	175	208	350	875	2,500	(1,625)	35.0%	2,500	-
40.7095	Consultants:Other	-	-	-	58	-	-	700	(700)	0.0%	700	-
Administration	Total Consultants	3,914	2,819	2,106	9,192	7,283	16,123	60,800	(44,677)	26.5%	60,800	-
40.7200	Contractual:Tax Collection	-	-	-	5,933	6,232	6,232	5,933	299	105.0%	5,933	-
40.7210	Contractual:Tarrant Appraisal	-	-	2,546	-	-	2,546	9,800	(7,254)	26.0%	9,800	-
40.7250	Contractual:Elections	-	-	-	-	-	-	3,100	(3,100)	0.0%	3,100	-
40.7300	Contractual:Computer System	2,863	1,392	7,745	3,205	2,712	14,712	32,953	(18,240)	44.6%	32,953	-
40.7301	Contractual:Shred Service	89	76	76	77	77	318	926	(608)	34.4%	926	-
40.7305	Contractual:Copy Machine	789	706	661	1,110	828	2,985	9,833	(6,849)	30.4%	9,833	-
40.7415	Contractual:Contract Labor	-	-	-	-	-	-	-	-	0.0%	-	-
40.7440	Contractual:Janitor-City Hall	800	-	-	800	-	800	10,400	(9,600)	7.7%	10,400	-
40.7505	Contractual:Liability Insuranc	3,432	-	-	2,794	2,903	6,334	11,178	(4,844)	56.7%	11,178	-
40.7508	Contractual:Website	-	-	-	-	-	-	800	(800)	0.0%	800	-
40.7510	Contractual:Worker's Compensat	409	-	-	285	409	817	1,141	(324)	71.6%	1,141	-
Administration	Total Contractual	8,381	2,174	11,029	14,204	13,160	34,744	86,064	(51,320)	40.4%	86,064	-
40.8010	Other:MembershipDues/Subscript	312	1,019	385	446	-	1,716	5,346	(3,630)	32.1%	5,346	-
40.8020	Other:Meetings	-	-	-	29	-	-	350	(350)	0.0%	350	-
40.8022	Other:Special Events	-	-	-	58	-	-	700	(700)	0.0%	700	-
40.8023	Other:Employee Appreciation	-	-	-	83	-	-	1,000	(1,000)	0.0%	1,000	-
40.8024	Other:Condolence/Congratulation	-	-	-	83	-	-	1,000	(1,000)	0.0%	-	1,000
40.8025	Other:Mileage Reimbursement	-	-	-	13	17	17	150	(133)	11.6%	150	-
40.8028	Other:Cell Phone Reimbursement	25	25	25	25	25	100	300	(200)	33.3%	300	-
40.8030	Other:Publications	-	-	-	-	-	-	-	-	0.0%	-	-
40.8040	Other:Bank Charges	-	-	-	417	261	261	5,000	(4,739)	5.2%	5,000	-
40.8070	Other:Miscellaneous	-	-	-	42	-	-	500	(500)	0.0%	500	-
40.8085	Other:Interest on Cash Deficit	325	12	(169)	33	56	224	400	(176)	56.1%	400	-
40.8100	Other:Cash-Short/(Over)	(0)	-	-	-	-	(0)	-	(0)	0.0%	-	-
Administration	Total Other	662	1,056	241	1,229	359	2,319	14,746	(12,428)	15.7%	13,746	1,000
40.9010	Capital Outlay:Computer/Off Eq	-	-	11,808	-	-	11,808	11,808	-	100.0%	-	11,808
40.9350	Capital Outlay:Equipment	-	-	-	-	-	-	-	-	0.0%	-	-
Administration	Total Capital Outlay	-	-	11,808	-	-	11,808	11,808	-	100.0%	-	11,808
Administration	TOTAL EXPENSES	37,079	23,690	46,090	43,126	40,074	146,933	403,204	(256,271)	36.4%	390,597	12,608

110 - GENERAL FUND

02/11/21

GENERAL FUND DETAILS		OCT	NOV	DEC	JAN		YTD Actual	Amended Budget	Over/(Under) Budget	33.33% % of Budget	Original Budget	Amended Budget vs Original Budget
Account Number	Account Description	Actual	Actual	Actual	Budget	Actual						
50.6000	Personnel:Salaries Full Time	71,055	50,067	51,292	54,037	52,874	225,289	702,483	(477,194)	32.1%	702,483	-
50.6005	Personnel:Salaries Part Time	2,241	1,692	1,566	1,074	1,485	6,984	34,305	(27,322)	20.4%	36,000	(1,695)
50.6007	Personnel:Dispatch Part Time	-	-	-	1,673	-	-	21,749	(21,749)	0.0%	21,749	-
50.6008	Personnel:Dispatch Full Time	16,393	9,747	11,210	9,328	10,687	48,037	121,263	(73,225)	39.6%	121,263	-
50.6009	Personnel:Dispatch Overtime	3,708	1,687	2,242	2,238	1,454	9,091	29,097	(20,006)	31.2%	29,097	-
50.6010	Personnel:Salaries X'ing Guard	780	975	658	975	402	2,815	9,750	(6,935)	28.9%	9,750	-
50.6020	Personnel:Salaries Overtime	10,396	8,495	3,642	6,888	4,594	27,127	89,541	(62,415)	30.3%	89,541	-
50.6025	Personnel:Salaries SickLeaveBB	-	-	9,941	-	-	9,941	14,018	(4,077)	70.9%	14,018	-
50.6035	Personnel:Training Pay	270	90	70	80	-	430	500	(70)	86.0%	500	-
50.6036	Personnel:Supplements	3,988	2,600	2,600	2,971	2,600	11,789	38,622	(26,833)	30.5%	38,622	-
50.6050	Personnel:Service Pay Longevit	-	5,915	-	-	-	5,915	6,110	(195)	96.8%	6,110	-
Police	Total Salaries & Wages	108,831	81,268	83,222	79,264	74,096	347,417	1,067,437	(720,020)	32.5%	1,069,132	(1,695)
50.6027	Personnel:Pre-Employment Screening	-	-	-	17	-	-	200	(200)	0.0%	200	-
50.6030	Personnel:FICA(SS) & Medicare	8,043	5,923	6,091	5,953	5,391	25,448	78,949	(53,502)	32.2%	79,079	(130)
50.6031	Personnel: SUTA Taxes	-	-	-	-	289	289	2,067	(1,778)	14.0%	2,067	-
50.6042	Personnel:Pesonnel:ER-Life/AD&D Ins	57	60	40	58	36	192	691	(499)	27.7%	691	-
50.6045	Personnel:TMRS	24,834	18,860	19,248	19,963	19,334	82,276	259,525	(177,249)	31.7%	259,525	-
50.6046	Personnel:ER LongTerm Disab	234	304	218	280	230	986	3,363	(2,378)	29.3%	3,363	-
50.6047	Personnel:Employee Health Ins	7,757	8,682	8,682	10,538	9,886	35,007	126,457	(91,450)	27.7%	126,457	-
50.6048	Personnel:HSA/HRA	690	774	774	734	841	3,079	8,810	(5,731)	34.9%	8,810	-
50.6049	Personnel:ER ShortTerm Disab	140	175	125	165	184	624	1,976	(1,352)	31.6%	1,976	-
Police	Total Taxes & Benefits	41,755	34,777	35,177	37,708	36,191	147,900	482,039	(334,138)	30.7%	482,168	(130)
50.6100	Training & Travel	14	261	-	1,733	-	275	20,800	(20,525)	1.3%	20,800	-
50.6105	Training:Personnel Firearms/Am	-	5,885	-	500	-	5,885	6,000	(116)	98.1%	6,000	-
50.6110	Training:Firearms/Range	1,572	-	-	183	-	1,572	2,200	(628)	71.5%	-	2,200
50.6115	Training:Licensure/Cont Ed	35	-	-	300	-	35	3,600	(3,565)	1.0%	3,600	-
50.6120	Training & Travel - Immunizati	-	-	-	42	-	-	500	(500)	0.0%	500	-
Police	Total Training & Travel	1,621	6,146	-	2,758	-	7,767	33,100	(25,333)	23.5%	30,900	2,200

110 - GENERAL FUND

02/11/21

GENERAL FUND DETAILS		OCT	NOV	DEC	JAN		YTD Actual	Amended Budget	Over/(Under) Budget	33.33%	Original Budget	Amended Budget vs Original Budget
Account Number	Account Description	Actual	Actual	Actual	Budget	Actual				% of Budget		
50.6215	Mat/Supplies: Office Supplies	-	-	-	-	-	-	-	-	0.0%	-	-
50.6230	Mat/Supplies: Office Equipment	-	-	-	100	29	29	1,200	(1,171)	2.4%	200	1,000
50.6240	Mat/Supplies: Printing	-	-	172	48	-	172	575	(403)	30.0%	575	-
50.6245	Mat/Supplies: Postage	14	-	-	-	-	14	-	14	0.0%	-	-
50.6250	Mat/Supplies: PSO Supplies	-	20	-	83	-	20	1,000	(980)	2.0%	1,000	-
50.6260	Mat/Sup:DWG Prisoner Food	-	100	-	63	-	100	750	(650)	13.3%	750	-
50.6265	Mat/Supplies:Prisoner Supplies	-	31	-	83	-	31	1,000	(969)	3.1%	1,000	-
50.6270	Mat/Supplies:Emergency Equip	-	1,522	-	1,664	2,070	3,592	19,970	(16,378)	18.0%	19,970	-
50.6275	Mat/Supplies:Equipment	-	-	-	-	-	-	-	-	0.0%	-	-
50.6276	Mat/Supplies: Furnishings	-	-	-	8	-	-	90	(90)	0.0%	90	-
50.6300	Mat/Supplies:Uniforms	35	-	526	1,083	532	1,093	13,000	(11,907)	8.4%	13,000	-
50.6305	Mat/Supplies:Uniform Cleaning	-	-	-	83	-	-	1,000	(1,000)	0.0%	1,000	-
50.6350	Mat/Supplies:Fuel	1,915	2,032	1,760	2,446	1,772	7,478	29,350	(21,872)	25.5%	29,350	-
Police	Total Materials & Supplies	1,964	3,705	2,458	5,661	4,403	12,530	67,935	(55,405)	18.4%	66,935	1,000
50.6510	Utilities:Telephone	173	173	173	175	172	691	2,100	(1,409)	32.9%	2,100	-
50.6520	Utilities:Mobile Data Termin	363	363	363	380	361	1,451	4,560	(3,109)	31.8%	4,560	-
50.6525	Utilities:Cable	34	35	35	34	35	139	403	(264)	34.5%	403	-
Police	Total Utilities	570	571	571	589	569	2,282	7,063	(4,781)	32.3%	7,063	-
50.6805	Maintenance:Vehicles	1,431	606	615	2,725	993	3,644	32,700	(29,056)	11.1%	32,700	-
50.6812	Maintenance:Dispatch/Jail	-	-	-	-	-	-	-	-	0.0%	-	-
50.6825	Maintenance:Equipment	-	-	-	-	-	-	-	-	0.0%	-	-
50.6830	Maintenance:Police Eqpt	-	-	410	133	-	410	1,600	(1,190)	25.6%	1,600	-
Police	Total Maintenance	1,431	606	1,025	2,858	993	4,054	34,300	(30,246)	11.8%	34,300	-
50.7015	Consultants:Legal-Regular	555	315	250	250	789	1,909	3,000	(1,091)	63.6%	3,000	-
50.7095	Consultants:Other	360	90	350	625	-	800	7,500	(6,700)	10.7%	7,500	-
Police	Total Consultants	915	405	600	875	789	2,709	10,500	(7,791)	25.8%	10,500	-
50.7300	Contractual:Computer System	17,578	1,299	3,577	4,206	1,149	23,602	50,476	(26,874)	46.8%	50,476	-
50.7310	Contractual:Arlington Air Time	588	588	588	588	588	2,352	7,056	(4,704)	33.3%	7,056	-
50.7315	Contractual:Medical Director	-	-	-	2,000	2,000	2,000	2,000	-	100.0%	2,000	-
50.7320	Contractual: Comm Radio	823	823	823	823	823	3,294	9,881	(6,587)	33.3%	9,881	-
50.7505	Contractual:Liability Insur	4,734	-	-	5,250	4,734	9,468	21,000	(11,533)	45.1%	21,000	-
50.7510	Contractual:Worker's Compens	6,010	-	-	7,904	6,010	12,020	31,614	(19,595)	38.0%	31,614	-
Police	Total Contractual	29,732	2,710	4,988	20,771	15,304	52,734	122,027	(69,292)	43.2%	122,027	-

110 - GENERAL FUND

02/11/21

GENERAL FUND DETAILS		OCT	NOV	DEC	JAN		YTD Actual	Amended Budget	Over/(Under) Budget	33.33% % of Budget	Original Budget	Amended Budget vs Original Budget
Account Number	Account Description	Actual	Actual	Actual	Budget	Actual						
50.8010	Other:Membership&Dues	336	-	112	62	-	448	747	(299)	60.0%	747	-
50.8020	Other:Meetings	-	-	-	21	-	-	250	(250)	0.0%	250	-
50.8021	Other: Annual Awards Banquet	-	62	-	-	-	62	2,000	(1,938)	3.1%	2,000	-
50.8022	Other: Special Events	-	-	-	17	-	-	200	(200)	0.0%	200	-
50.8070	Other:Miscellaneous	-	134	-	42	-	134	500	(366)	26.8%	500	-
50.8072	Other:Radio T1 Line	169	169	169	169	169	677	2,031	(1,354)	33.3%	2,031	-
50.8079	Other:Day with the Law	-	-	-	-	-	-	7,000	(7,000)	0.0%	7,000	-
50.8083	Other:Veh Cap Lease-Int Exp	-	-	-	-	-	-	806	(806)	0.0%	806	-
50.8084	Other:Vehicle Capital Lease	-	-	-	-	-	-	24,571	(24,571)	0.0%	24,571	-
Police	Total Other	505	365	281	311	169	1,321	38,105	(36,784)	3.5%	38,105	-
50.9010	Capital Outlay:Computer/Off Eq	-	-	-	-	-	-	-	-	0.0%	-	-
50.9100	Capital Outlay:Police Vehicle	-	-	-	-	-	-	-	-	0.0%	-	-
50.9105	Capital Outlay:Police Eqpt	-	-	-	-	-	-	-	-	0.0%	-	-
50.9350	Capital Outlay:Equipment	-	-	-	-	-	-	-	-	0.0%	-	-
Police	Total Capital Outlay	-	-	-	-	-	-	-	-	0.0%	-	-
Police	TOTAL EXPENSES	187,325	130,554	128,323	150,796	132,514	578,716	1,862,505	(1,283,790)	31.1%	1,861,130	1,375
55.6000	Personnel:Salaries Full Time	1,716	1,608	1,679	1,786	1,679	6,681	23,224	(16,543)	28.8%	23,224	-
55.6005	Personnel:Salaries Part Time	-	-	-	-	-	-	-	-	0.0%	-	-
55.6007	Personnel:Dispatch Part Time	-	-	-	418	-	-	5,437	(5,437)	0.0%	5,437	-
55.6008	Personnel:Dispatch Full Time	4,098	2,437	2,803	2,332	2,672	12,009	30,316	(18,306)	39.6%	30,316	-
55.6009	Personnel:Dispatch Overtime	927	422	561	560	363	2,273	7,274	(5,002)	31.2%	7,274	-
55.6020	Personnel:Salaries Overtime	37	-	-	73	-	37	952	(915)	3.9%	952	-
55.6025	Personnel:Salaries SickLeaveBB	-	-	373	-	-	373	574	(201)	65.0%	574	-
55.6032	Personel:Vol FireProgincentive	49	147	-	245	49	245	2,940	(2,695)	8.3%	2,940	-
55.6036	Personnel:Supplements	9,660	6,503	6,503	7,918	6,503	29,171	102,929	(73,758)	28.3%	102,929	-
55.6050	Personnel:Service Pay Longevit	-	230	-	-	-	230	291	(61)	79.1%	291	-
Fire	Total Salaries & Wages	16,487	11,347	11,918	13,332	11,267	51,019	173,937	(122,918)	29.3%	173,937	-
55.6027	Personnel:Pre-Employment Screening	-	-	-	-	-	-	-	-	0.0%	-	-
55.6030	Personnel:FICA(SS) & Medicare	1,228	830	880	973	828	3,765	12,654	(8,888)	29.8%	12,654	-
55.6031	Personnel: SUTA Taxes	-	-	-	34	29	29	135	(106)	21.4%	135	-
55.6042	Personnel:ER-Life/AD&D Ins	5	6	1	4	3	14	50	(36)	28.3%	50	-
55.6045	Personnel:TMRS	3,472	2,365	2,517	2,907	2,622	10,976	37,797	(26,821)	29.0%	37,797	-
55.6046	Personnel:ER LongTerm Disab	17	22	7	16	17	62	187	(124)	33.4%	187	-
55.6047	Personnel:Employee Health Ins	113	344	344	446	395	1,196	5,347	(4,151)	22.4%	5,347	-
55.6048	Personnel:HSA/HRA	(1)	20	20	-	22	62	-	62	0.0%	-	-
55.6049	Personnel:ER ShortTerm Disab	10	14	4	9	14	42	113	(72)	36.7%	113	-
Fire	Total Taxes & Benefits	4,843	3,601	3,773	4,389	3,929	16,146	56,282	(40,136)	28.7%	56,282	-
55.6100	Training & Travel	-	315	-	591	3,140	3,455	7,090	(3,635)	48.7%	7,090	-
55.6115	Training:Licensure/Cont Ed	1,234	-	64	1,417	-	1,298	17,000	(15,702)	7.6%	17,000	-
55.6120	Training & Travel - Immunizati	-	-	-	-	-	-	-	-	0.0%	-	-
Fire	Total Training & Travel	1,234	315	64	2,008	3,140	4,753	24,090	(19,337)	19.7%	24,090	-

110 - GENERAL FUND

02/11/21

GENERAL FUND DETAILS		OCT	NOV	DEC	JAN		YTD Actual	Amended Budget	Over/(Under) Budget	33.33%	% of Budget	Original Budget	Amended Budget vs Original Budget
Account Number	Account Description	Actual	Actual	Actual	Budget	Actual							
55.6215	Mat/Supplies: Office Supplies	-	-	-	-	-	-	-	-	-	0.0%	-	-
55.6230	Mat/Supplies: Office Equipment	-	-	-	17	-	-	200	(200)	0.0%	50	150	
55.6240	Mat/Supplies: Printing	-	-	-	-	-	-	-	-	0.0%	-	-	
55.6245	Mat/Supplies: Postage	-	-	-	-	-	-	-	-	0.0%	-	-	
55.6250	Mat/Supplies: FF Supplies	61	6	-	217	2,059	2,126	2,600	(474)	81.8%	2,600	-	
55.6255	Mat/Supplies: Fire Recov Purch	-	-	-	83	-	-	1,000	(1,000)	0.0%	1,000	-	
55.6270	Mat/Supplies:Emergency Equip	-	349	860	1,570	3,182	4,391	18,835	(14,444)	23.3%	18,835	-	
55.6275	Mat/Supplies:Equipment	-	-	-	-	-	-	-	-	0.0%	-	-	
55.6276	Mat/Supplies: Furnishings	-	-	-	8	-	-	90	(90)	0.0%	90	-	
55.6300	Mat/Supplies:Uniforms	-	-	108	2,600	758	866	31,200	(30,334)	2.8%	31,200	-	
55.6305	Mat/Supplies:Uniform Cleaning	-	-	-	542	-	-	6,500	(6,500)	0.0%	6,500	-	
55.6350	Mat/Supplies:Fuel	105	109	75	346	177	465	4,149	(3,684)	11.2%	4,149	-	
Fire	Total Materials & Supplies	166	464	1,043	5,381	6,176	7,849	64,574	(56,725)	12.2%	64,424	150	
55.6510	Utilities:Telephone	74	74	74	75	74	296	900	(604)	32.9%	900	-	
55.6520	Utilities:Mobile Data Termin	19	19	19	20	19	76	240	(164)	31.8%	240	-	
55.6525	Utilities:Cable	34	35	35	34	35	139	403	(264)	34.5%	403	-	
Fire	Total Utilities	127	128	128	129	128	512	1,543	(1,031)	33.2%	1,543	-	
55.6805	Maintenance:Vehicles	308	-	54	2,083	3,231	3,593	25,000	(21,407)	14.4%	25,000	-	
55.6810	Maintenance:Blgs/Ground/Park	-	-	-	-	-	-	-	-	0.0%	-	-	
55.6825	Maintenance:Equipment	-	-	-	-	-	-	-	-	0.0%	-	-	
55.6831	Maintenance:FF Equipment	-	-	-	417	-	-	5,000	(5,000)	0.0%	5,000	-	
Fire	Total Maintenance	308	-	54	2,500	3,231	3,593	30,000	(26,407)	12.0%	30,000	-	
55.7015	Consultants:Legal-Regular	-	-	-	42	-	-	500	(500)	0.0%	500	-	
55.7095	Consultants:Other	-	-	-	-	-	-	-	-	0.0%	-	-	
Fire	Total Consultants	-	-	-	42	-	-	500	(500)	0.0%	500	-	
55.7300	Contractual:Computer System	575	796	575	750	575	2,521	9,004	(6,483)	28.0%	9,004	-	
55.7310	Contractual:Arlington Air Time	588	588	588	588	588	2,352	7,056	(4,704)	33.3%	7,056	-	
55.7315	Contractual:Medical Director	-	-	-	2,000	2,000	2,000	2,000	-	100.0%	2,000	-	
55.7320	Contractual:Comm Radio	823	823	823	823	823	3,293	9,881	(6,587)	33.3%	9,881	-	
55.7505	Contractual:Liability Insur	635	-	-	639	4,042	4,677	2,555	2,122	183.1%	2,555	-	
55.7510	Contractual:Worker's Compens	570	-	-	542	570	1,139	2,170	(1,031)	52.5%	2,170	-	
Fire	Total Contractual	3,191	2,207	1,986	5,343	8,598	15,982	32,666	(16,683)	48.9%	32,666	-	
55.8010	Other:Membership&Dues	3,450	-	-	739	-	3,450	8,862	(5,412)	38.9%	8,862	-	
55.8020	Other:Meetings	-	-	-	21	-	-	250	(250)	0.0%	250	-	
55.8022	Other: Annual Awards Banquet	-	62	-	-	-	62	2,000	(1,938)	3.1%	2,000	-	
55.8070	Other:Miscellaneous	-	-	-	8	-	-	100	(100)	0.0%	100	-	
55.8072	Other:Radio T1 Line	169	169	169	169	169	677	2,031	(1,354)	33.3%	2,031	-	
55.8082	Other:FireRecoveryEquipPurchas	-	-	-	100	-	-	1,200	(1,200)	0.0%	1,200	-	
55.8087	Other:Capital Lease-Fire Truck	-	-	-	51,133	51,825	51,825	51,133	692	101.4%	51,133	-	
55.8088	Other:Cap Lease Fire Truck Int	-	-	-	4,995	4,111	4,111	4,995	(884)	82.3%	4,995	-	
Fire	Total Other	3,619	231	169	57,165	56,105	60,125	70,571	(10,446)	85.2%	70,571	-	

110 - GENERAL FUND

02/11/21

GENERAL FUND DETAILS		OCT	NOV	DEC	JAN		YTD Actual	Amended Budget	Over/(Under) Budget	33.33% % of Budget	Original Budget	Amended Budget vs Original Budget
Account Number	Account Description	Actual	Actual	Actual	Budget	Actual						
55.9010	Capital Outlay:Computer/Off Eq	-	-	-	-	-	-	-	-	0.0%	-	-
55.9020	Capital Outlay:Fire Truck	-	-	-	-	-	-	-	-	0.0%	-	-
55.9350	Capital Outlay:Equipment	-	-	-	-	-	-	10,000	(10,000)	0.0%	10,000	-
Fire	Total Capital Outlay	-	-	-	-	-	-	10,000	(10,000)	0.0%	10,000	-
Fire	TOTAL EXPENSES	29,975	18,294	19,137	90,288	92,573	159,978	464,163	(304,184)	34.5%	464,013	150
60.6000	Personnel:Salaries-Full Time	5,392	3,777	3,804	3,730	3,807	16,780	48,484	(31,705)	34.6%	48,484	-
60.6005	Personnel:Salaries-Part Time	-	-	-	-	-	-	-	-	0.0%	-	-
60.6020	Personnel:Salaries-Overtime	161	185	200	131	110	656	1,697	(1,040)	38.7%	1,697	-
60.6025	Personnel:Salaries-Sick Leave	-	-	457	-	-	457	475	(18)	96.1%	475	-
60.6036	Personnel:Supplements	469	319	319	406	319	1,424	5,274	(3,850)	27.0%	5,274	-
60.6050	Personnel:Service Pay-Longevit	-	198	-	-	-	198	198	-	100.0%	198	-
Public Works	Total Salaries & Wages	6,021	4,479	4,779	4,266	4,236	19,515	56,128	(36,613)	34.8%	56,128	-
60.6027	Personnel:Employment Screening	-	-	-	-	-	-	-	-	0.0%	-	-
60.6030	Personnel:FICA(SS)&Medicare	432	312	335	320	290	1,369	4,153	(2,785)	33.0%	4,153	-
60.6031	Personnel: SUTA Taxes	-	-	-	-	-	-	99	(99)	0.0%	99	-
60.6042	Personnel:ER-Life/AD&D Ins	3	3	3	4	3	13	43	(30)	30.2%	43	-
60.6045	Personnel:TMRS	1,272	946	1,009	985	990	4,217	12,801	(8,585)	32.9%	12,801	-
60.6046	Personnel:ER-LongTerm Disab	12	14	13	16	17	57	188	(132)	30.1%	188	-
60.6047	Personnel:Employee Health Ins	783	783	783	970	1,268	3,618	11,645	(8,027)	31.1%	11,645	-
60.6048	Personnel:Health Savings Acct	34	34	34	36	76	178	430	(253)	41.3%	430	-
60.6049	Personnel:ER-ShortTerm Disab	8	9	8	10	13	39	117	(78)	33.1%	117	-
Public Works	Total Taxes & Benefits	2,544	2,102	2,187	2,340	2,657	9,490	29,477	(19,988)	32.2%	29,477	-
60.6100	Training & Travel	-	-	-	21	-	-	250	(250)	0.0%	250	-
20.6101	Training: Animal Control	-	-	-	88	-	-	1,050	(1,050)	0.0%	1,050	-
Public Works	Total Training & Travel	-	-	-	108	-	-	1,300	(1,300)	0.0%	1,300	-
60.6215	Mat/Supplies: Office Supplies	-	-	-	-	-	-	-	-	0.0%	-	-
60.6230	Mat/Supplies: Office Eqpt	-	-	-	4	-	-	50	(50)	0.0%	50	-
60.6240	Mat/Supplies: Printing	-	-	-	-	-	-	-	-	0.0%	-	-
60.6245	Mat/Supplies: Postage	-	-	-	-	-	-	-	-	0.0%	-	-
60.6275	Mat/Supplies: Equipment	-	-	-	-	-	-	-	-	0.0%	-	-
60.6276	Mat/Supplies: Furnishings	566	-	-	54	-	566	650	(84)	87.0%	650	-
60.6300	Mat/Supplies: Uniforms	111	127	190	164	-	428	1,968	(1,540)	21.7%	1,968	-
60.6310	Mat/Supplies: Animal Control	-	-	-	(60)	-	-	380	(380)	0.0%	480	(100)
60.6350	Mat/Supplies: Fuel	396	320	221	272	253	1,191	3,267	(2,076)	36.4%	3,267	-
60.6360	Mat/Supplies: Fuel Mowing Equ	-	-	-	-	-	-	-	-	0.0%	-	-
60.6400	Mat/Supplies: Tools&Supplies	63	294	-	194	86	444	2,330	(1,886)	19.0%	2,330	-
60.6410	Maintenance:Weed & Pest Cont	-	-	-	6	44	44	69	(25)	63.7%	69	-
60.6415	Mat/Supplies: Stormwater	-	-	-	88	-	-	1,060	(1,060)	0.0%	1,060	-
Public Works	Total Materials & Supplies	1,136	741	411	723	383	2,672	9,773	(7,102)	27.3%	9,873	(100)

110 - GENERAL FUND

02/11/21

										33.33%		
GENERAL FUND DETAILS		OCT	NOV	DEC	JAN		YTD Actual	Amended Budget	Over/(Under) Budget	% of Budget	Original Budget	Amended Budget vs Original Budget
Account Number	Account Description	Actual	Actual	Actual	Budget	Actual						
60.6500	Utilities:Electricity	2,202	2,197	2,201	2,107	2,189	8,788	25,284	(16,496)	34.8%	25,284	-
60.6510	Utilities:Telephone	74	74	74	75	74	296	900	(604)	32.9%	900	-
60.6520	Utilities:Mobile Data Termin	56	57	57	60	57	227	720	(493)	31.6%	720	-
Public Works	Total Utilities	2,332	2,328	2,332	2,242	2,320	9,312	26,904	(17,592)	34.6%	26,904	-
60.6805	Maintenance:Vehicles	21	5	129	403	617	772	4,840	(4,068)	16.0%	4,840	-
60.6810	Maintenance:Blgs/Ground/Park	20	950	1,577	1,000	-	2,547	12,000	(9,453)	21.2%	12,000	-
60.6815	Maintenance:Office Equipment	-	-	-	-	-	-	-	-	0.0%	-	-
60.6825	Maintenance:Equipment	-	-	1,012	208	-	1,012	2,500	(1,488)	40.5%	2,500	-
60.6835	Maintenance:Streets	-	75	-	83	-	75	1,000	(925)	7.5%	1,000	-
60.6840	Maintenance:Traffic Control	940	-	-	183	87	1,027	1,100	(73)	93.4%	1,000	100
60.6845	Maintenance:Storm Drainage	-	-	-	417	-	-	5,000	(5,000)	0.0%	5,000	-
Public Works	Total Maintenance	981	1,030	2,717	2,295	704	5,433	26,440	(21,007)	20.5%	26,340	100
60.7015	Consultants:Legal-Regular	-	-	-	83	849	849	1,000	(151)	84.9%	1,000	-
60.7030	Consultants:Engineer-Regular	-	-	350	42	388	738	500	238	147.5%	500	-
60.7031	Consultants:Engineer-SWMP	-	-	-	142	-	-	1,700	(1,700)	0.0%	1,700	-
Public Works	Total Consultants	-	-	350	267	1,236	1,586	3,200	(1,614)	49.6%	3,200	-
60.7215	Contractual:Filing Fees	-	-	100	-	-	100	-	100	0.0%	-	-
60.7300	Contractual:Computer System	529	-	-	-	-	529	22	507	2415.5%	22	-
60.7415	Contractual:Contract Labor	-	-	-	-	-	-	-	-	0.0%	-	-
60.7420	Contractual:Animal Control Vet	-	150	-	83	-	150	1,000	(850)	15.0%	1,000	0
60.7505	Contractual:Liability Insur	419	-	-	465	419	837	1,860	(1,022)	45.0%	1,860	-
60.7510	Contractual:Worker's Compensat	185	-	-	414	185	371	1,654	(1,283)	22.4%	1,654	-
60.7600	Contractual:Refuse Collection	-	-	-	-	-	-	1,600	(1,600)	0.0%	1,600	-
Public Works	Total Contractual	1,133	150	100	962	604	1,987	6,136	(4,149)	32.4%	6,136	0
60.8010	Other:Membership&Dues	-	-	-	-	-	-	-	-	0.0%	-	-
60.8020	Other:Meetings	-	-	-	-	-	-	-	-	0.0%	-	-
60.8028	Other: Cell Phone Reimbursement	-	-	-	-	-	-	-	-	0.0%	-	-
60.8070	Other:Miscellaneous	-	-	-	8	-	-	100	(100)	0.0%	100	-
Public Works	Total Other	-	-	-	8	-	-	100	(100)	0.0%	100	-
60.9010	Capital Outlay:Computer/Off Eq	-	-	-	-	-	-	-	-	0.0%	-	-
60.9350	Capital Outlay:Equipment	-	-	-	-	-	-	-	-	0.0%	-	-
Public Works	Total Capital Outlay	-	-	-	-	-	-	-	-	0.0%	-	-
Public Works		14,147	10,830	12,877	13,210	12,140	49,994	159,459	(109,465)	31.4%	159,459	0
00.9700	Transfer Out to Reserve	9,425	9,648	8,927	5,000	12,172	40,172	60,000	(19,828)	67.0%	60,000	-
00.9700	Transfer Out	-	-	-	-	-	-	10,000	(10,000)	0.0%	10,000	-
00.9700	Transfer Out to Fire Truck Fund	-	-	-	-	-	-	-	-	0.0%	-	-
	Other Financing Uses	9,425	9,648	8,927	5,000	12,172	40,172	70,000	(29,828)	57.4%	70,000	-
	TOTAL EXPENSES	315,307	222,379	246,596	337,838	318,718	1,103,000	3,365,188	(2,262,188)	32.8%	3,350,081	15,108
Revenue Over/(Under) Expenditures		(117,576)	48,360	709,890	254,651	252,120	892,794	7,066	885,728		2,494	4,572

Oil & Gas Reserve Fund	Year to Date			
BUDGET VS. ACTUAL REPORT (BAR)	FY 2020-21	FY 2020-21	OVR/(UNDER)	% OF BUDGET
YTD Ending January 31, 2021	BUDGET	YTD	BUDGET	YTD
Other Revenue	\$ 2,507	\$ 196	\$ (2,311)	7.8%
Other Financing Sources	\$ 60,000	\$ 40,172	\$ (19,828)	67.0%
TOTAL REVENUES	\$ 62,507	\$ 40,368	\$ (22,139)	64.6%
Other Financing Uses	\$ -	\$ -	\$ -	0.0%
TOTAL EXPENDITURES	\$ -	\$ -	\$ -	0.0%

Revenue Over/(Under) Expenditures \$ 62,507 \$ 40,368 \$ (22,139)

Oil & Gas Reserve Fund	CURRENT MONTH		
BUDGET VS. ACTUAL REPORT (BAR)	FY 2019-20	FY 2019-20	% OF BUDGET
Month Ending January 31, 2021	BUDGET	JAN	JAN
Other Revenue	\$ 202	\$ 42	21.0%
Other Financing Sources	\$ 5,000	\$ 12,172	243.4%
TOTAL REVENUES	\$ 5,202	\$ 12,215	234.8%
Other Financing Uses	\$ -	\$ -	0.0%
TOTAL EXPENDITURES	\$ -	\$ -	0.0%

Revenue Over/(Under) Expenditures \$ 5,202 \$ 12,215

111-OIL GAS RESERVE FUND

OIL & GAS RESERVE		OCT	NOV	DEC	JAN		YTD	Original Budget	Ovr/(Under) Budget	33.3%
Account Number	Account Description	Actual	Actual	Actual	Budget	Actual	Actual			% of Budget
00.4800	Other Rev:Interest Investment	57	48	48	202	42	196	2,507	(2,311)	7.8%
Total Other Revenue		57	48	48	202	42	196	2,507	(2,311)	7.8%
00.4900	Transfer In	9,425	9,648	8,927	5,000	12,172	40,172	60,000	(19,828)	67.0%
Other Financing Sources		9,425	9,648	8,927	5,000	12,172	40,172	60,000	(19,828)	67.0%
00.8100	Issuance Cost Expense	-	-	-	-	-	-	-	-	0.0%
Total Issuance Cost		-	-	-	-	-	-	-	-	0.0%
00.9700	Transfer Out	-	-	-	-	-	-	-	-	0.0%
Other Financing Uses		-	-	-	-	-	-	-	-	0.0%
TOTAL REVENUE		9,483	9,696	8,975	5,202	12,215	40,368	62,507	(22,139)	

115 - COURT SECURITY FUND

02/11/21

COURT SECURITY FUND	Year to Date				
BUDGET VS. ACTUAL REPORT (BAR)	FY 2020-21	FY 2020-21	OVER/(UNDER)	% OF BUDGET	
<i>YTD Ending January 31, 2021</i>	BUDGET	YTD	BUDGET	YTD	
Fines & Fees	\$ 7,800	\$ 3,067	\$ (4,733)	39.3%	
Other Revenue	\$ 240	\$ 156	\$ (84)	64.8%	
TOTAL REVENUES	\$ 8,040	\$ 3,223	\$ (4,817)	40.1%	
Salary & Wages	\$ 2,218	\$ -	\$ (2,218)	0.0%	
Taxes & Benefits	\$ 164	\$ -	\$ (164)	0.0%	
Training & Travel	\$ 625	\$ -	\$ (625)	0.0%	
Materials & Supplies	\$ 1,500	\$ -	\$ (1,500)	0.0%	
Other	\$ -	\$ -	\$ -	0.0%	
Capital	\$ -	\$ -	\$ -	0.0%	
TOTAL EXPENDITURES	\$ 4,507	\$ -	\$ (4,507)	0.0%	

Revenue Over/(Under) Expenditures \$ 3,533 \$ 3,223

COURT SECURITY FUND	CURRENT MONTH		
BUDGET VS. ACTUAL REPORT (BAR)	FY 2020-21	FY 2020-21	% OF BUDGET
<i>Month Ending January 31, 2021</i>	BUDGET	JAN	JAN
Fines & Fees	\$ 650	\$ 467	71.8%
Other Revenue	\$ 20	\$ 52	260.0%
TOTAL REVENUES	\$ 670	\$ 519	77.4%
Salary & Wages	\$ 171	\$ -	0.0%
Taxes & Benefits	\$ 13	\$ -	0.0%
Training & Travel	\$ 52	\$ -	0.0%
Materials & Supplies	\$ -	\$ -	0.0%
Other	\$ -	\$ -	0.0%
Capital	\$ -	\$ -	0.0%
TOTAL EXPENDITURES	\$ 235	\$ -	0.0%

Revenue Over/(Under) Expenditures \$ 435 \$ 519

115 - COURT SECURITY FUND

115-Court Security Fund Details		OCT	NOV	DEC	JAN		YTD	Original Budget	Over/ (Under) Budget	33.3%
Account Number	Account Description	Actual	Actual	Actual	Budget	Actual	Actual	Budget	Budget	% of Budget
00.4220	Municipal Court: Fees-Court	1,005	916	679	650	467	3,067	7,800	(4,733)	39.3%
Total Fines & Fees		1,005	916	679	650	467	3,067	7,800	(4,733)	39.3%
00.4800	Other Rev:Interest on Invest	47	13	43	20	52	156	240	(84)	64.8%
Total Other Revenue		47	13	43	20	52	156	240	(84)	64.8%
TOTAL REVENUE		1,053	929	722	670	519	3,223	8,040	(4,817)	40.1%
50.6000	Personl:SalariesFull/PartTime	-	-	-	171	-	-	2,218	(2,218)	0.0%
50.6020	Personnel:Salaries Overtime	-	-	-	-	-	-	-	-	0.0%
50.6036	Personnel:Supplements	-	-	-	-	-	-	-	-	0.0%
Total Salary & Wages		-	-	-	171	-	-	2,218	(2,218)	0.0%
50.6030	Personnel:FICA(SS) & MediCare	-	-	-	13	-	-	164	(164)	0.0%
Total Taxes & Benefits		-	-	-	13	-	-	164	(164)	0.0%
50.6100	Training & Travel	-	-	-	52	-	-	625	(625)	0.0%
Total Travel & Training		-	-	-	52	-	-	625	(625)	0.0%
50.6220	Mat/Supplies - Court Security	-	-	-	-	-	-	-	-	0.0%
50.6270	Mat/Supplies:Emergency Eqpt	-	-	-	-	-	-	-	-	0.0%
50.6300	Mat/Supplies:Uniforms	-	-	-	-	-	-	1,500	(1,500)	0.0%
Total Materials & Supplies		-	-	-	-	-	-	1,500	(1,500)	0.0%
50.8070	Other - Miscellaneous	-	-	-	-	-	-	-	-	0.0%
Total Other		-	-	-	-	-	-	-	-	0.0%
50.9350	Capital Outlay:Equipment	-	-	-	-	-	-	-	-	0.0%
Total Capital		-	-	-	-	-	-	-	-	0.0%
TOTAL EXPENSES		-	-	-	235	-	-	4,507	(4,507)	0.0%
Revenue Over/(Under) Expenditures		1,053	929	722	435	519	3,223	3,533		

COURT AUTOMATION FUND		Year to Date			
BUDGET VS. ACTUAL REPORT (BAR)		FY 2020-21	FY 2020-21	OVER/(UNDER)	% OF BUDGET
YTD Ending January 31, 2021		BUDGET	YTD	BUDGET	YTD
Fines & Fees	\$	10,800	\$ 2,717	\$ (8,083)	25.2%
Other Revenue	\$	1,200	\$ 670	\$ (530)	55.8%
TOTAL REVENUES	\$	12,000	\$ 3,386	\$ (8,614)	28.2%
Training & Travel	\$	-	\$ -	\$ -	0.0%
Materials & Supplies	\$	5,530	\$ -	\$ (5,530)	0.0%
Consultants	\$	-	\$ -	\$ -	0.0%
Contractual	\$	11,756	\$ 9,123	\$ (2,633)	77.6%
Other	\$	-	\$ -	\$ -	0.0%
Capital Outlay	\$	-	\$ -	\$ -	0.0%
TOTAL EXPENDITURES	\$	17,286	\$ 9,123	\$ (8,163)	52.8%

Revenue Over/(Under) Expenditures \$ (5,286) \$ (5,736)

COURT AUTOMATION FUND		CURRENT MONTH		
BUDGET VS. ACTUAL REPORT (BAR)		FY 2020-21	FY 2020-21	% OF BUDGET
Month Ending January 31, 2021		BUDGET	JAN	JAN
Fines & Fees	\$	900	\$ 454	50.4%
Other Revenue	\$	100	\$ 206	205.6%
TOTAL REVENUES	\$	1,000	\$ 659	65.9%
Training & Travel	\$	-	\$ -	0.0%
Materials & Supplies	\$	-	\$ -	0.0%
Consultants	\$	-	\$ -	0.0%
Contractual	\$	980	\$ 44	4.5%
Other	\$	-	\$ -	0.0%
Capital Outlay	\$	-	\$ -	0.0%
TOTAL EXPENDITURES	\$	980	\$ 44	4.5%

Revenue Over/(Under) Expenditures \$ 20 \$ 616

118 - COURT AUTOMATION FUND

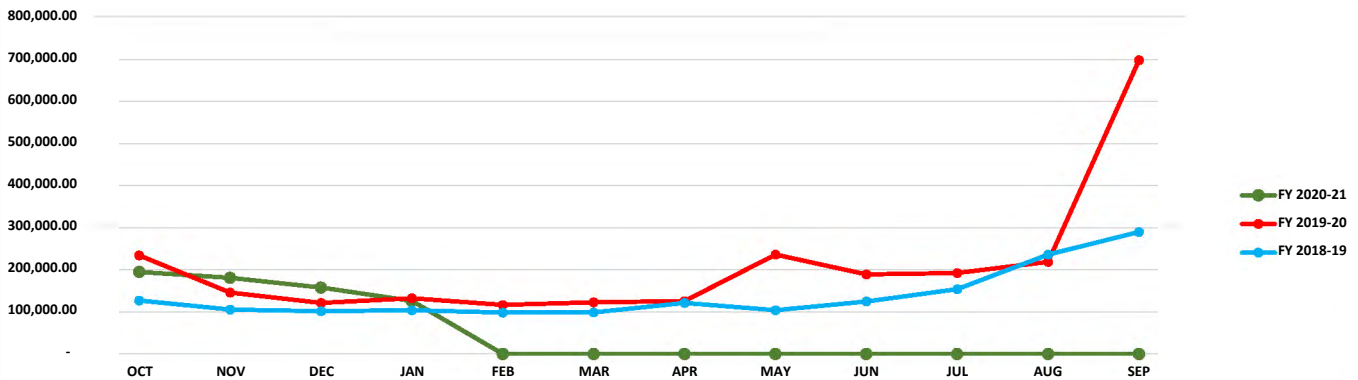
COURT AUTOMATION FUND DETAILS		OCT	NOV	DEC	JAN		YTD	Original	Over/(Under)	
Account Number	Account Description	Actual	Actual	Actual	Budget	Actual	Actual	Budget	Budget	% of Budget
00.4230	Municipal Court: Fees-Court	871	802	590	900	454	2,717	10,800	(8,083)	25.2%
Total Fines & Fees		871	802	590	900	454	2,717	10,800	(8,083)	25.2%
00.4800	Other Rev:Interest in Invest	218	59	187	100	206	670	1,200	(530)	55.8%
00.4897	Other Rev:Grant CARES Act	-	-	-	-	-	-	-	-	0.0%
Total Other Revenue		218	59	187	100	206	670	1,200	(530)	55.8%
TOTAL REVENUE		1,089	861	777	1,000	659	3,386	12,000	(8,614)	28.2%
30.6100	Training & Travel	-	-	-	-	-	-	-	-	0.0%
Total Training & Travel		-	-	-	-	-	-	-	-	0.0%
30.6215	Mat/Supplies: Office/Computer	-	-	-	-	-	-	-	-	0.0%
30.6225	Mat/Supplies: Court Automation	-	-	-	-	-	-	2,250	(2,250)	0.0%
30.6230	Mat/Supplies: Office Equipment	-	-	-	-	-	-	3,280	(3,280)	0.0%
Total Materials & Supplies		-	-	-	-	-	-	5,530	(5,530)	0.0%
30.7040	Consultants: Computer Softwar	-	-	-	-	-	-	-	-	0.0%
Total Consultants		-	-	-	-	-	-	-	-	0.0%
30.7300	Contractual: Computer System	283	44	8,753	980	44	9,123	11,756	(2,633)	77.6%
Total Contractual		283	44	8,753	980	44	9,123	11,756	(2,633)	77.6%
30.8070	Other: Miscellaneous	-	-	-	-	-	-	-	-	0.0%
Total Other		-	-	-	-	-	-	-	-	0.0%
30.9010	Capital Outlay:Computer/Off Eq	-	-	-	-	-	-	-	-	0.0%
30.9030	Capital Outlay:Court Equipment	-	-	-	-	-	-	-	-	0.0%
Total Capital Outlay		-	-	-	-	-	-	-	-	0.0%
TOTAL EXPENSES		283	44	8,753	980	44	9,123	17,286	(8,163)	52.8%
Revenue Over/(Under) Expenditures		807	818	(7,976)	20	616	(5,736)	(5,286)		

Enterprise Fund	Year to Date							
	FY 2020-21		OVER/(UNDER)		FY 2019-20		FY 2018-19	
	BUDGET	YTD	BUDGET	YTD	YTD	YTD		
BUDGET VS. ACTUAL REPORT (BAR)								
<i>YTD Ending January 31, 2021</i>								
Water/Sewer Sales & Fees	\$ 1,706,898	\$ 578,500	\$ (1,128,398)	33.9%	\$ 561,090	\$ 380,829		
Charges for Service	\$ 188,654	\$ 62,465	\$ (126,188)	33.1%	\$ 62,482	\$ 56,354		
Other Revenue	\$ 37,081	\$ 18,345	\$ (18,736)	49.5%	\$ 9,279	\$ 30		
Other Financing Sources	\$ -	\$ -	\$ -	0.0%	\$ -	\$ -		
TOTAL REVENUES	\$ 1,932,633	\$ 659,311	\$ (1,273,322)	34.1%	\$ 632,851	\$ 437,213		

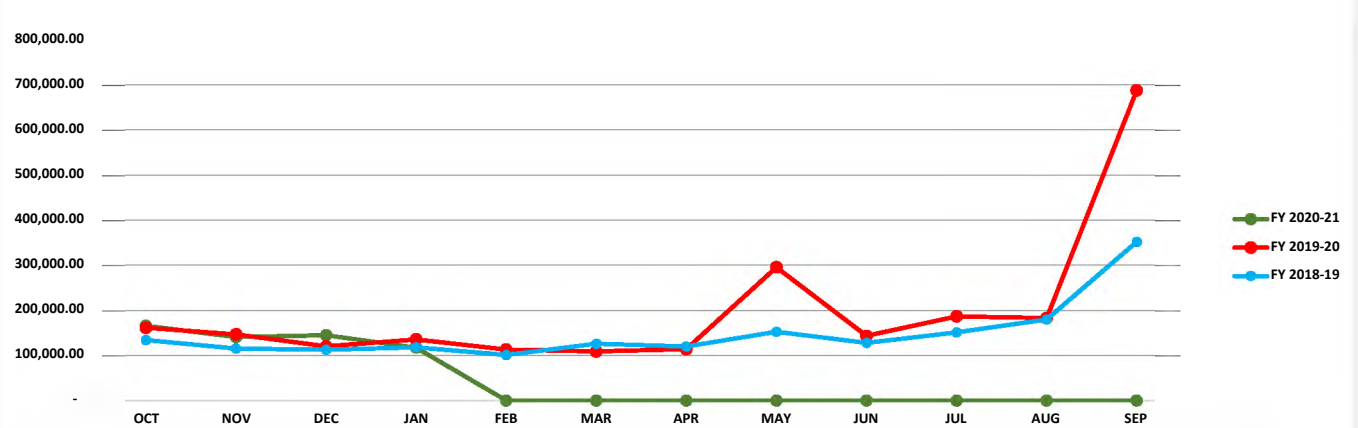
Salary & Wages	\$ 271,827	\$ 96,396	\$ (175,432)	35.5%	\$ 87,967	\$ 76,329
Taxes & Benefits	\$ 126,487	\$ 41,420	\$ (85,067)	32.7%	\$ 34,969	\$ 31,893
Training & Travel	\$ 7,179	\$ 759	\$ (6,419)	10.6%	\$ 197	\$ 1,027
Materials & Supplies	\$ 51,406	\$ 7,080	\$ (44,325)	13.8%	\$ 4,646	\$ 16,657
Utilities	\$ 15,238	\$ 6,564	\$ (8,674)	43.1%	\$ 4,862	\$ 9,694
Maintenance	\$ 47,169	\$ 4,083	\$ (43,086)	8.7%	\$ 27,115	\$ 5,870
Consultants	\$ 10,600	\$ 4,271	\$ (6,329)	40.3%	\$ 6,364	\$ 3,600
Contractual	\$ 1,067,513	\$ 358,006	\$ (709,507)	33.5%	\$ 357,833	\$ 310,977
Debt	\$ 91,843	\$ -	\$ (91,843)	0.0%	\$ -	\$ -
Other	\$ 280,979	\$ 41,353	\$ (239,626)	14.7%	\$ 39,217	\$ 23,744
Capital Outlay	\$ 7,872	\$ 7,872	\$ -	100.0%	\$ -	\$ -
Transfer Out	\$ -	\$ -	\$ -	0.0%	\$ -	\$ -
TOTAL EXPENDITURES	\$ 1,978,112	\$ 567,804	\$ (1,410,308)	28.7%	\$ 563,170	\$ 479,790

Revenue Over/(Under) Expenditures	\$ (45,479)	\$ 91,506	\$ 136,986	\$ 69,681	\$ (42,577)
--	--------------------	------------------	-------------------	------------------	--------------------

TOTAL REVENUE: HISTORICAL TREND



TOTAL EXPENSES: HISTORICAL TREND

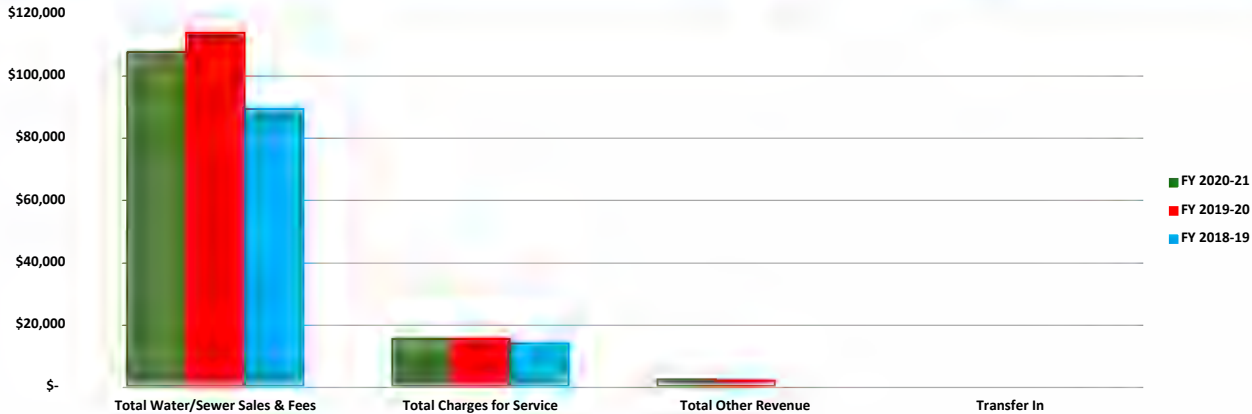


Enterprise Fund	CURRENT MONTH				
	BUDGET VS. ACTUAL REPORT (BAR)				
	FY 2020-21	FY 2020-21	% OF BUDGET	FY 2019-20	FY 2018-19
Month Ending January 31, 2021	BUDGET	JAN	JAN	JAN	JAN
Total Water/Sewer Sales & Fees	\$ 109,926	\$ 107,776	98.0%	\$ 114,084	\$ 89,593
Total Charges for Service	\$ 15,721	\$ 15,668	99.7%	\$ 15,648	\$ 14,126
Total Other Revenue	\$ 1,359	\$ 2,760	203.1%	\$ 2,346	\$ -
Transfer In	\$ -	\$ -	0.0%	\$ -	\$ -
TOTAL REVENUES	\$ 127,006	\$ 126,204	99.4%	\$ 132,077	\$ 103,719

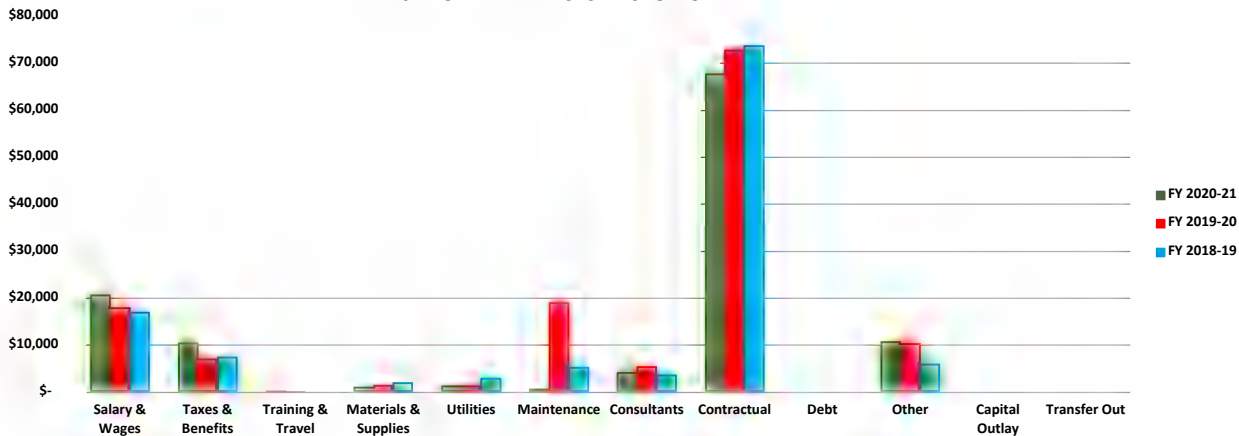
Salary & Wages	\$ 20,598	\$ 20,712	100.6%	\$ 17,963	\$ 17,012
Taxes & Benefits	\$ 9,939	\$ 10,417	104.8%	\$ 7,090	\$ 7,403
Training & Travel	\$ 598	\$ 185	30.8%	\$ 50	\$ -
Materials & Supplies	\$ 4,284	\$ 1,018	23.8%	\$ 1,444	\$ 1,995
Utilities	\$ 1,259	\$ 1,342	106.6%	\$ 1,248	\$ 2,865
Maintenance	\$ 3,447	\$ 668	19.4%	\$ 19,045	\$ 5,336
Consultants	\$ 3,633	\$ 4,110	113.1%	\$ 5,409	\$ 3,600
Contractual	\$ 67,062	\$ 67,793	101.1%	\$ 72,868	\$ 73,791
Debt	\$ -	\$ -	0.0%	\$ -	\$ -
Other	\$ 9,665	\$ 10,750	111.2%	\$ 10,338	\$ 5,928
Capital Outlay	\$ -	\$ -	0.0%	\$ -	\$ -
Transfer Out	\$ -	\$ -	0.0%	\$ -	\$ -
TOTAL EXPENDITURES	\$ 120,485	\$ 116,994	97.1%	\$ 135,453	\$ 117,930

Revenue Over/(Under) Expenditures	\$ 6,521	\$ 9,210	\$ (3,376)	\$ (14,211)
-----------------------------------	----------	----------	------------	-------------

JANUARY REVENUE: HISTORICAL TREND



JANUARY EXPENSES: HISTORICAL TREND



120 - ENTERPRISE FUND

ENTERPRISE FUND DETAILS		OCT	NOV	DEC	JAN		YTD	Amended Budget	Over/(Under) Budget	33.3%	% of Budget	Original Budget	Original Budget vs Amended Budget
Account Number	Account Description	Actual	Actual	Actual	Budget	Actual	Actual						
00.4300	Water Sales: Billed	116,621	103,986	78,129	62,445	61,463	360,200	1,081,723	(721,524)	33.3%	1,081,723	\$ -	
00.4305	Sewer Sales: Billed	59,314	58,782	52,684	47,281	46,164	216,945	621,645	(404,700)	34.9%	621,645	\$ -	
00.4315	Permits & Fees:Connection Fees	175	46	86	200	149	456	2,400	(1,944)	19.0%	2,400	\$ -	
00.4318	Permits & Fees:Sewer Tap Fee	-	130	-	-	-	130	130	-	100.0%	130	\$ -	
00.4320	Permits & Fees:Meter & Tap Fee	-	405	365	-	-	770	1,000	(230)	77.0%	1,000	\$ -	
Total Water/Sewer Sales & Fees		176,110	163,350	131,265	109,926	107,776	578,500	1,706,898	(1,128,398)	33.9%	1,706,898	\$ -	
00.4465	Chrg for Serv:Refuse Collectio	14,717	14,735	14,754	14,849	14,804	59,010	178,190	(119,179)	33.1%	178,190	\$ -	
00.4470	Chrg for Serv:Haz Waste Collection Fee	862	864	865	872	864	3,455	10,464	(7,009)	33.0%	10,464	\$ -	
Total Charges for Service		15,579	15,599	15,619	15,721	15,668	62,465	188,654	(126,188)	33.1%	188,654	\$ -	
00.4800	Other Rev:Int from Investments	262	109	356	50	484	1,211	600	611	201.8%	600	\$ -	
00.4805	Other Rev:Delinquent Charge	2,629	1,352	1,398	1,099	2,042	7,421	17,069	(9,648)	43.5%	17,069	\$ -	
00.4810	Other Rev:Cellular Tower Lease	-	-	-	-	-	-	16,896	(16,896)	0.0%	16,896	\$ -	
00.4815	Other Rev:Online Payment Fees	211	192	213	165	232	848	1,980	(1,132)	42.8%	1,980	\$ -	
00.4816	Other Rev: Sales Tax Discount	3	3	3	3	3	11	36	(25)	31.5%	36	\$ -	
00.4820	Other Rev: Eqpt Damage Reimburs	-	-	-	42	-	-	500	(500)	0.0%	500	\$ -	
00.4897	Other Rev: Grant Cares Act	-	-	8,824	-	-	8,824	-	8,824	0.0%	-	\$ -	
00.4890	Other Rev: Miscellaneous	-	30	-	-	-	30	-	30	0.0%	-	\$ -	
00.4895	Other Rev: Contributed Capital	-	-	-	-	-	-	-	-	0.0%	-	\$ -	
Total Other Revenue		3,104	1,686	10,795	1,359	2,760	18,345	37,081	(18,736)	49.5%	37,081	\$ -	
00.4900	Transfer In	-	-	-	-	-	-	-	-	0.0%	-	\$ -	
00.4955	Lease Proceeds	-	-	-	-	-	-	-	-	0.0%	-	\$ -	
00.4960	Proceeds from Sale	-	-	-	-	-	-	-	-	0.0%	-	\$ -	
00.4970	Liability Forgiveness	-	-	-	-	-	-	-	-	0.0%	-	\$ -	
Total Other Financing Sources		-	-	-	-	-	-	-	-	0.0%	-	\$ -	
TOTAL REVENUES		194,793	180,635	157,679	127,006	126,204	659,311	1,932,633	(1,273,322)	34.1%	1,932,633	\$ -	
40.6000	Personnel:Salaries Full Time	27,008	18,431	18,507	18,340	18,510	82,456	238,425	(155,969)	34.6%	238,425	\$ -	
40.6005	Personnel:Salaries Part Time	-	-	51	-	85	136	-	136	0.0%	-	\$ -	
40.6015	Personnel:Salaries Standby	1,127	759	759	761	759	3,402	9,887	(6,485)	34.4%	9,887	\$ -	
40.6020	Personnel:Salaries Overtime	501	343	425	340	202	1,471	4,423	(2,952)	33.3%	4,423	\$ -	
40.6025	Personnel:Salaries Sick Leave	-	-	2,786	-	-	2,786	3,087	(300)	90.3%	3,087	\$ -	
40.6036	Personnel:Supplements	1,714	1,157	1,157	1,157	1,157	5,184	15,036	(9,853)	34.5%	15,036	\$ -	
40.6050	Personnel:Service Pay-Longevit	-	961	-	-	-	961	969	(8)	99.2%	969	\$ -	
Total Salary & Wages		30,349	21,650	23,685	20,598	20,712	96,396	271,827	(175,432)	35.5%	271,827	\$ -	

120 - ENTERPRISE FUND

ENTERPRISE FUND DETAILS		OCT	NOV	DEC	JAN		YTD	Amended Budget	Over/(Under) Budget	33.3% % of Budget	Original Budget	Original Budget vs Amended Budget
Account Number	Account Description	Actual	Actual	Actual	Budget	Actual	Actual					
40.6027	Personnel: Pre-Employment Screening	-	-	-	-	-	-	-	-	0.0%	-	\$ -
40.6030	Personnel:FICA(SS) & MediCare	2,206	1,538	1,693	1,547	1,453	6,890	20,115	(13,226)	34.3%	20,115	\$ -
40.6031	Personnel: SUTA Taxes	-	-	-	-	-	-	407	(407)	0.0%	407	\$ -
40.6042	Personnel:ER-Life/AD&D Ins	14	14	14	15	10	54	178	(124)	30.2%	178	\$ -
40.6045	Personnel:TMRS	6,410	4,572	4,991	4,769	4,917	20,891	61,997	(41,106)	33.7%	61,997	\$ -
40.6046	Personnel:ER Long Term Disab	64	71	68	71	64	267	848	(581)	31.5%	848	\$ -
40.6047	Personnel:Employee Health Ins	2,792	2,792	2,792	3,196	3,454	11,832	38,349	(26,518)	30.9%	38,349	\$ -
40.6048	Personnel:HSA/HRA	286	286	286	302	470	1,327	3,625	(2,298)	36.6%	3,625	\$ -
40.6049	Personnel:ER Short Term Disab	36	39	37	39	48	160	468	(308)	34.2%	468	\$ -
40.6099	Personnel:TMRS OPED Supplemental Exp	-	-	-	-	-	-	500	(500)	0.0%	500	\$ -
Total Taxes & Benefits		11,807	9,313	9,882	9,939	10,417	41,420	126,487	(85,067)	32.7%	126,487	\$ -
40.6100	Training & Travel	425	150	-	598	185	759	7,179	(6,419)	10.6%	7,179	\$ -
Total Training & Travel		425	150	-	598	185	759	7,179	(6,419)	10.6%	7,179	\$ -
40.6205	Mat/Supplies: Legal Notices	-	-	-	-	-	-	-	-	0.0%	-	\$ -
40.6215	Mat/Supplies: Office Supplies	-	-	-	-	-	-	-	-	0.0%	-	\$ -
40.6230	Mat/Supplies: Office Equipmen	477	-	-	4	-	477	50	427	955.0%	(400)	\$ 450
40.6235	Mat/Supplies: Records Mgmt	-	-	-	67	-	-	800	(800)	0.0%	800	\$ -
40.6240	Mat/Supplies: Printing	384	384	383	398	383	1,535	4,780	(3,245)	32.1%	4,780	\$ -
40.6245	Mat/Supplies: Postage	442	439	438	475	438	1,757	5,700	(3,943)	30.8%	5,700	\$ -
40.6250	Mat/Supplies: Water Systems	75	-	-	2,543	-	75	30,520	(30,445)	0.2%	30,520	\$ -
40.6275	Mat/Supplies: Equipment	-	-	-	-	-	-	-	-	0.0%	-	\$ -
40.6276	Mat/Supplies: Furnishings	566	-	-	54	-	566	650	(84)	87.0%	650	\$ -
40.6300	Mat/Supplies: Uniforms	111	127	360	203	-	598	2,438	(1,840)	24.5%	2,438	\$ -
40.6350	Mat/Supplies: Fuel	91	210	123	177	197	621	2,124	(1,503)	29.2%	2,124	\$ -
40.6355	Mat/Supplies: Fuel-W/S Equipm	-	-	-	42	-	-	500	(500)	0.0%	500	\$ -
40.6400	Mat/Supplies: Tools & Supplies	126	301	-	140	-	427	1,675	(1,248)	25.5%	1,675	\$ -
40.6410	Mat/Supplies: Weed & Pest Control	-	-	-	6	-	-	69	(69)	0.0%	69	\$ -
40.6450	Mat/Supplies: Testing Supplies	-	-	1,024	175	-	1,024	2,100	(1,076)	48.8%	2,100	\$ -
Total Materials & Supplies		2,273	1,460	2,329	4,284	1,018	7,080	51,406	(44,325)	13.8%	50,956	\$ 450
40.6500	Utilities:Electricity	1,708	1,788	1,202	1,079	1,167	5,865	13,078	(7,213)	44.8%	13,078	\$ -
40.6510	Utilities:Telephone	99	99	99	100	99	395	1,200	(805)	32.9%	1,200	\$ -
40.6520	Utilities:Mobile Data Terminal	75	77	77	80	76	304	960	(656)	31.6%	960	\$ -
Total Utilities		1,881	1,963	1,378	1,259	1,342	6,564	15,238	(8,674)	43.1%	15,238	\$ -
40.6805	Maintenance:Vehicles	4	5	129	403	617	754	4,840	(4,086)	15.6%	4,840	\$ -
40.6810	Maintenance:Blgs/Ground/Park	20	-	-	-	-	20	-	20	0.0%	-	\$ -
40.6815	Maintenance:Office Equipment	-	-	-	-	-	-	-	-	0.0%	-	\$ -
40.6825	Maintenance:Equipment	-	-	1,012	208	-	1,012	2,500	(1,488)	40.5%	2,500	\$ -
40.6900	Maintenance:Water Tank	-	-	-	-	-	-	5,800	(5,800)	0.0%	5,800	\$ -
40.6905	Maintenance:Water Pumps/Motors	-	-	2,201	586	-	2,201	7,029	(4,828)	31.3%	7,029	\$ -
40.6910	Maintenance:Water Distribution	-	45	-	2,083	51	96	25,000	(24,904)	0.4%	25,000	\$ -
40.6915	Maintenance:Meter & Serv Lines	-	-	-	-	-	-	-	-	0.0%	-	\$ -
40.6925	Maintenance:Sewer Collection	-	-	-	167	-	-	2,000	(2,000)	0.0%	2,000	\$ -
Total Maintenance		24	50	3,342	3,447	668	4,083	47,169	(43,086)	8.7%	47,169	\$ -

120 - ENTERPRISE FUND

ENTERPRISE FUND DETAILS		OCT	NOV	DEC	JAN		YTD	Amended Budget	Over/(Under) Budget	33.3% % of Budget	Original Budget	Original Budget vs Amended Budget
Account Number	Account Description	Actual	Actual	Actual	Budget	Actual	Actual					
40.7015	Consultants:Legal-Regular	54	-	108	250	710	871	3,000	(2,129)	29.0%	3,000	\$ -
40.7025	Consultants: Auditor	-	-	-	3,300	3,400	3,400	6,600	(3,200)	51.5%	6,600	\$ -
40.7030	Consultants:Engineer-Regular	-	-	-	83	-	-	1,000	(1,000)	0.0%	1,000	\$ -
40.7095	Consultants:Other	-	-	-	-	-	-	-	-	0.0%	-	\$ -
Total Consultants		54	-	108	3,633	4,110	4,271	10,600	(6,329)	40.3%	10,600	\$ -
40.7225	Contractual:Credit Card Proce	1,343	991	1,192	818	962	4,488	9,812	(5,324)	45.7%	9,812	\$ -
40.7226	Contractual:Call Notification Fees	4	-	13	5	-	17	85	(68)	20.4%	85	\$ -
40.7300	Contractual:Computer System	1,431	137	7,124	1,392	193	8,884	16,709	(7,825)	53.2%	16,709	\$ -
40.7415	Contractual:Contract Labor	-	-	-	-	-	-	-	-	0.0%	-	\$ -
40.7505	Contractual:Liability Insur	774	-	-	701	774	1,549	2,804	(1,255)	55.2%	2,804	\$ -
40.7510	Contractual:Worker's Compens	371	-	-	758	371	742	3,033	(2,291)	24.5%	3,033	\$ -
40.7600	Contractual:Refuse Collectio	13,304	13,321	13,368	13,452	13,383	53,376	166,191	(112,815)	32.1%	166,191	\$ -
40.7601	Contractual:Haz Waste Collection	770	769	770	776	769	3,078	9,418	(6,340)	32.7%	9,418	\$ -
40.7605	Contractual:Water System Fee	-	2,587	-	-	-	2,587	2,587	-	100.0%	2,587	\$ -
40.7615	Contractual:Sewer Treatment	33,163	32,778	28,246	25,440	22,720	116,907	356,438	(239,531)	32.8%	356,438	\$ -
40.7650	Contractual:Water Purchase	57,024	46,399	33,947	23,485	28,560	165,930	499,016	(333,086)	33.3%	499,016	\$ -
40.7655	Contractual:Water Testing	74	254	60	235	60	448	1,420	(972)	31.6%	1,420	\$ -
Total Contractual		108,256	97,237	84,720	67,062	67,793	358,006	1,067,513	(709,507)	33.5%	1,067,513	\$ -
40.7834	Capital Lease: Principal Expense	-	-	-	-	-	-	78,863	(78,863)	0.0%	78,863	\$ -
40.7835	Capital Lease: Interest Expense	-	-	-	-	-	-	12,980	(12,980)	0.0%	12,980	\$ -
Total Debt		-	-	-	-	-	-	91,843	(91,843)	0.0%	91,843	\$ -
40.8005	W/S Cost Recovery Fee	5,500	5,500	5,500	5,500	5,500	22,000	66,000	(44,000)	33.3%	66,000	\$ -
40.8006	W/S Overhead Cost Recovery Fee	4,851	3,185	5,992	3,891	5,166	19,193	46,689	(27,495)	41.1%	46,689	\$ -
40.8010	Other:Membership &Dues	-	-	-	20	-	-	240	(240)	0.0%	240	\$ -
40.8020	Other:Meetings	-	-	-	-	-	-	-	-	0.0%	-	\$ -
40.8025	Other:Mileage Reimbursement	-	-	-	4	17	17	50	(33)	34.9%	50	\$ -
40.8028	OtherLCell Phone Reimbursement	25	25	25	25	25	100	300	(200)	33.3%	300	\$ -
40.8030	Other:Northern Trinity GWCD	-	-	-	167	-	-	2,000	(2,000)	0.0%	2,000	\$ -
40.8040	Other:Bank Charges	-	-	-	-	42	42	-	42	0.0%	-	\$ -
40.8060	Other:Depreciation Exp	-	-	-	-	-	-	165,000	(165,000)	0.0%	13,750	\$ 151,250
40.8070	Other:Miscellaneous	-	-	-	8	-	-	100	(100)	0.0%	151,258	\$ (151,158)
40.8085	Other: Interest on Cash Deficit	-	-	-	50	-	-	600	(600)	0.0%	142	\$ 458
40.8100	Other:Cash-Short/Over	-	-	-	-	-	-	-	-	0.0%	550	\$ (550)
Total Other		10,376	8,710	11,517	9,665	10,750	41,353	280,979	(239,626)	14.7%	280,979	\$ 0
40.9010	Capital Outlay-Computer/Off Eq	-	-	7,872	-	-	7,872	7,872	-	100.0%	-	\$ 7,872
40.9100	Capital Outlay - Vehicles	-	-	-	-	-	-	-	-	0.0%	-	\$ -
40.9200	Capital Outlay - Water System	-	-	-	-	-	-	-	-	0.0%	-	\$ -
40.9205	Capital Outlay - Sewer System	-	-	-	-	-	-	-	-	0.0%	-	\$ -
40.9350	Capital Outlay - Equipment	-	-	-	-	-	-	-	-	0.0%	-	\$ -
Total Capital Outlay		-	-	7,872	-	-	7,872	7,872	-	100.0%	-	\$ 7,872
00.9700	Transfer Out	-	-	-	-	-	-	-	-	0.0%	-	\$ -
Total Transfer Out		-	-	-	-	-	-	-	-	0.0%	-	\$ -
TOTAL EXPENSES		165,446	140,533	144,831	120,485	116,994	567,804	1,978,112	(1,410,308)	28.7%	1,969,790	\$ 8,322

Revenue Over/(Under) Expenditures

29,347 40,101 12,848 6,521 9,210 91,506 (45,479)

(37,158)

(8,322)

130 - PARK FUND

02/11/21

Park Fund	Year to Date			
BUDGET VS. ACTUAL REPORT (BAR)	FY 2020-21	FY 2020-21	OVER/(UNDER)	% OF BUDGET
<i>YTD Ending January 31, 2021</i>	BUDGET	YTD	YTD	YTD
Other Revenue	\$ 21	\$ 4	\$ (17)	16.8%
TOTAL REVENUES	\$ 21	\$ 4	\$ (17)	16.8%
Other Expenses	\$ -	\$ -	\$ -	0.0%
Other Financing Uses	\$ -	\$ -	\$ -	0.0%
TOTAL EXPENDITURES	\$ -	\$ -	\$ -	0.0%

Revenue Over/(Under) Expenditures \$ 21 \$ 4 \$ (17)

Park Fund	CURRENT MONTH		
BUDGET VS. ACTUAL REPORT (BAR)	FY 2020-21	FY 2020-21	% OF BUDGET
<i>Month Ending January 31, 2021</i>	BUDGET	JAN	JAN
Other Revenue	\$ 2	\$ 1	50.9%
TOTAL REVENUES	\$ 2	\$ 1	50.9%
Other Expenses	\$ -	\$ -	0.0%
Other Financing Uses	\$ -	\$ -	0.0%
TOTAL EXPENDITURES	\$ -	\$ -	0.0%

Revenue Over/(Under) Expenditures \$ 2 \$ 1

130 - PARK FUND

PARK FUND DETAILS		OCT	NOV	DEC	JAN		YTD	Original	Ovr/(Under)	33.3%
Account Number	Account Description	Actual	Actual	Actual	Budget	Actual	Actual	Budget	Budget	% of Budget
00.4800	Other Revenue:Int from Investm	\$ 1	\$ 1	\$ 1	\$ 2	\$ 1	\$ 4	21	\$ (17)	16.8%
00.4890	Other Revenue:Miscellaneous	\$ -	\$ -	\$ -	\$ -	\$ -	\$ -	-	\$ -	0.0%
Total Other Revenue		\$ 1	\$ 1	\$ 1	\$ 2	\$ 1	\$ 4	21	\$ (17)	16.8%
40.8070	Other: Misc	\$ -	\$ -	\$ -	\$ -	\$ -	\$ -	-	\$ -	0.0%
Total Other Expense		\$ -	\$ -	\$ -	\$ -	\$ -	\$ -	-	\$ -	0.0%
40.9700	Transfer Out	\$ -	\$ -	\$ -	\$ -	\$ -	\$ -	-	\$ -	0.0%
Total Other Financing Uses		\$ -	\$ -	\$ -	\$ -	\$ -	\$ -	-	\$ -	0.0%
Total Expenses		\$ -	\$ -	\$ -	\$ -	\$ -	\$ -	-	\$ -	0.0%
Revenue Over/(Under) Expenditures		\$ 1	\$ 1	\$ 1	\$ 2	\$ 1	\$ 4	21		

CIP FUND-CAPITAL CDBG	Year to Date				
BUDGET VS. ACTUAL REPORT (BAR)	FY 2020-21	FY 2020-21	OVR/(UNDER)	% OF BUDGET	
YTD Ending January 31, 2021	BUDGET	YTD	BUDGET	YTD	
Other Revenue	\$ -	\$ -	\$ -	0.0%	
Other Financing Sources	\$ -	\$ 900	\$ 900	0.0%	
TOTAL REVENUES	\$ -	\$ 900	\$ 900	0.0%	
CDBG Projects	\$ -	\$ 1,713	\$ 1,713	0.0%	
Transfer Out	\$ -	\$ -	\$ -	0.0%	
TOTAL EXPENDITURES	\$ -	\$ 1,713	\$ 1,713	0.0%	

Revenue Over/(Under) Expenditures \$ - \$ (813) \$ (813)

CIP FUND-CAPITAL CDBG	CURRENT MONTH		
BUDGET VS. ACTUAL REPORT (BAR)	FY 2020-21	FY 2020-21	% OF BUDGET
Month Ending January 31, 2021	BUDGET	JAN	JAN
Other Revenue	\$ -	\$ -	0.0%
Other Financing Sources	\$ -	\$ 525	0.0%
TOTAL REVENUES	\$ -	\$ 525	0.0%
CDBG Projects	\$ -	\$ 813	0.0%
Transfer Out	\$ -	\$ -	0.0%
TOTAL EXPENDITURES	\$ -	\$ 813	0.0%

Revenue Over/(Under) Expenditures \$ - \$ (288)

140 - CIP FUND-CAPITAL CDBG

CIP FUND CDBG DETAILS		OCT	NOV	DEC	JAN		YTD	Original Budget	Ovr/(Under)	33.3%
Account Number	Account Description	Actual	Actual	Actual	Budget	Actual	Actual	Budget	Budget	% of Budget
00.4895	Other Rev:Contributed Capital	\$ -	\$ -	\$ -	\$ -	\$ -	\$ -	\$ -	\$ -	0.0%
Total Other Revenue		\$ -	\$ -	\$ -	\$ -	\$ -	\$ -	\$ -	\$ -	0.0%
00.4910	Transfer In	\$ -	\$ -	\$ 375	\$ -	\$ 525	\$ 900	\$ -	\$ 900	0.0%
Total Other Financing Sources		\$ -	\$ -	\$ 375	\$ -	\$ 525	\$ 900	\$ -	\$ 900	0.0%
TOTAL REVENUE		\$ -	\$ -	\$ 375	\$ -	\$ 525	\$ 900	\$ -	\$ 900	0.0%
00.6605	CDBG Projects	\$ -	\$ 375	\$ 525	\$ -	\$ 813	\$ 1,713	\$ -	\$ 1,713	0.0%
Total Capital Projects		\$ -	\$ 375	\$ 525	\$ -	\$ 813	\$ 1,713	\$ -	\$ 1,713	0.0%
00.8100	Issuance Cost Expense	\$ -	\$ -	\$ -	\$ -	\$ -	\$ -	\$ -	\$ -	0.0%
Total Issuance Cost		\$ -	\$ -	\$ -	\$ -	\$ -	\$ -	\$ -	\$ -	0.0%
00.9700	Transfer Out	\$ -	\$ -	\$ -	\$ -	\$ -	\$ -	\$ -	\$ -	0.0%
Total Other Financing Uses		\$ -	\$ -	\$ -	\$ -	\$ -	\$ -	\$ -	\$ -	0.0%
TOTAL EXPENSES		\$ -	\$ 375	\$ 525	\$ -	\$ 813	\$ 1,713	\$ -	\$ 1,713	0.0%
Revenue Over/(Under) Expenditures		\$ -	\$ (375)	\$ (150)	\$ -	\$ (288)	\$ (813)	\$ -	\$ -	

141 - CIP FUND -STREETS

02/11/21

CIP FUND-Streets	Year to Date				
BUDGET VS. ACTUAL REPORT (BAR)	FY 2020-21	FY 2020-21	OVR/(UNDER)	% OF BUDGET	
<i>YTD Ending January 31, 2021</i>	BUDGET	YTD	BUDGET	YTD	
Other Revenue	\$ -	\$ 20	\$ 20		0.0%
TOTAL REVENUES	\$ -	\$ 20	\$ 20		0.0%
Projects	\$ -	\$ -	\$ -		0.0%
Transfer Out	\$ 85,719	\$ 82,710	\$ (3,009)		96.5%
TOTAL EXPENDITURES	\$ 85,719	\$ 82,710	\$ (3,009)		96.5%

Revenue Over/(Under) Expenditures \$ (85,719) \$ (82,690)

CIP FUND-Streets	CURRENT MONTH		
BUDGET VS. ACTUAL REPORT (BAR)	FY 2020-21	FY 2020-21	% OF BUDGET
<i>Month Ending January 31, 2021</i>	BUDGET	JAN	JAN
Other Revenue	\$ -	\$ 2	0.0%
TOTAL REVENUES	\$ -	\$ 2	0.0%
Projects	\$ -	\$ -	0.0%
Transfer Out	\$ -	\$ 41,805	0.0%
TOTAL EXPENDITURES	\$ -	\$ 41,805	0.0%

Revenue Over/(Under) Expenditures \$ - \$ (41,804)

Note: Funding Source was recorded in 2017 from the 2017 Bond proceeds

141 CIP FUND - STREETS

141 CIP FUND-Streets		OCT	NOV	DEC	JAN		YTD	Original Budget	Ovr/(Under) Amended Budget	33.3%
Account Number	Account Description	Actual	Actual	Actual	Budget	Actual	Actual			% of Budget
00.4800	Other Revenue:GO 2017 Interest	\$ 8	\$ 6	\$ 4	\$ -	\$ 2	\$ 20	\$ -	\$ 20	0.0%
Total Other Revenue		\$ 8	\$ 6	\$ 4	\$ -	\$ 2	\$ 20	\$ -	\$ 20	0.0%
TOTAL REVENUE		\$ 8	\$ 6	\$ 4	\$ -	\$ 2	\$ 20	\$ -	\$ 20	0.0%
00.6602	Streets	\$ -	\$ -	\$ -	\$ -	\$ -	\$ -	\$ -	\$ -	0.0%
Total Projects		\$ -	\$ -	\$ -	\$ -	\$ -	\$ -	\$ -	\$ -	0.0%
00.9700	Transfer Out	\$ -	\$ 20,878	\$ 20,027	\$ -	\$ 41,805	\$ 82,710	\$ 85,719	\$ (3,009)	96.5%
Total Transfer Out		\$ -	\$ 20,878	\$ 20,027	\$ -	\$ 41,805	\$ 82,710	\$ 85,719	\$ (3,009)	96.5%
TOTAL EXPENSES		\$ -	\$ 20,878	\$ 20,027	\$ -	\$ 41,805	\$ 82,710	\$ 85,719	\$ (3,009)	96.5%
Revenue Over/(Under) Expenditures		\$ 8	\$ (20,871)	\$ (20,024)	\$ -	\$ (41,804)	\$ (82,690)	\$ (85,719)		

142 - CIP FUND-City Hall

02/11/21

CIP FUND-City Hall	Year to Date			
BUDGET VS. ACTUAL REPORT (BAR)	FY 2020-21	FY 2020-21	OVR/(UNDER)	% OF BUDGET
YTD Ending January 31, 2021	BUDGET	YTD	BUDGET	YTD
Other Revenue	\$ 1,641	\$ 410	\$ (1,231)	25.0%
TOTAL REVENUES	\$ 1,641	\$ 410	\$ (1,231)	25.0%
Projects	\$ 1,427,710	\$ 244,059	\$ (1,183,651)	17.1%
Other Financing Uses	\$ -	\$ -	\$ -	0.0%
TOTAL EXPENDITURES	\$ 1,427,710	\$ 244,059	\$ (1,183,651)	17.1%

Revenue Over/(Under) Expenditures \$ (1,426,069) \$ (243,649)

CIP FUND-City Hall	CURRENT MONTH		
BUDGET VS. ACTUAL REPORT (BAR)	FY 2020-21	FY 2020-21	% OF BUDGET
Month Ending January 31, 2021	BUDGET	JAN	JAN
Other Revenue	\$ 192	\$ 62	32.1%
TOTAL REVENUES	\$ 192	\$ 62	32.1%
Projects	\$ 150,000	\$ 8,644	5.8%
Other Financing Uses	\$ -	\$ -	0.0%
TOTAL EXPENDITURES	\$ 150,000	\$ 8,644	5.8%

Revenue Over/(Under) Expenditures \$ (149,808) \$ (8,582)

Note: Funding Source was recorded in 2017 from the 2017 Bond proceeds

142 CIP FUND-City Hall

										33.3%
CIP FUND-City Hall Details		OCT	NOV	DEC	JAN		YTD	Original	Ovr/(Under)	
Account Number	Account Description	Actual	Actual	Actual	Budget	Actual	Actual	Budget	Budget	% of Budget
00.4800	Other Revenue:GO 2017 Interest	\$ 157	\$ 114	\$ 77	\$ 192	\$ 62	\$ 410	1,641	\$ (1,231)	25.0%
Total Other Revenue		\$ 157	\$ 114	\$ 77	\$ 192	\$ 62	\$ 410	1,641	\$ (1,231)	25.0%
TOTAL REVENUE		\$ 157	\$ 114	\$ 77	\$ 192	\$ 62	\$ 410	1,641	\$ (1,231)	25.0%
00.6602	City Hall	\$ 2,350	\$ 137,383	\$ 95,682	\$ 150,000	\$ 8,644	\$ 244,059	1,427,710	\$ (1,183,651)	17.1%
00.6603	Old City Hall	\$ -	\$ -	\$ -	\$ -	\$ -	\$ -	-	\$ -	0.0%
Total Projects		\$ 2,350	\$ 137,383	\$ 95,682	\$ 150,000	\$ 8,644	\$ 244,059	1,427,710	\$ (1,183,651)	17.1%
00.9700	Transfer Out		\$ -	\$ -		\$ -	\$ -	-	\$ -	0.0%
Other Financing Uses		\$ -	\$ -	\$ -	\$ -	\$ -	\$ -	-	\$ -	0.0%
TOTAL EXPENSES		\$ 2,350	\$ 137,383	\$ 95,682	\$ 150,000	\$ 8,644	\$ 244,059	1,427,710	\$ (1,183,651)	17.1%

Revenue Over/(Under) Expenditures \$ (2,193) \$ (137,269) \$ (95,605) \$ (149,808) \$ (8,582) \$ (243,649) (1,426,069)

143 - Street Sales Tax Fund

02/11/21

Street Sales Tax Fund	Year to Date			
BUDGET VS. ACTUAL REPORT (BAR)	FY 2020-21	FY 2020-21	OVR/(UNDER)	% OF BUDGET
YTD Ending January 31, 2021	BUDGET	YTD	BUDGET	YTD
Taxes	\$ 118,601	\$ 40,759	\$ (77,842)	34.4%
Other Revenue	\$ 1,016	\$ 93	\$ (923)	9.2%
Other Financing Sources	\$ 85,719	\$ 82,335	\$ (3,384)	96.1%
TOTAL REVENUES	\$ 205,336	\$ 123,187	\$ (82,148)	60.0%
Maintenance	\$ 40,000	\$ -	\$ (40,000)	0.0%
Capital Oulay	\$ 170,993	\$ 161,969	\$ (9,024)	94.7%
Other Financing Uses	\$ -	\$ 525	\$ 525	0.0%
TOTAL EXPENDITURES	\$ 210,993	\$ 162,494	\$ (48,499)	77.0%

Revenue Over/(Under) Expenditures \$ (5,657) \$ (39,307) \$ (33,650)

Street Sales Tax Fund	CURRENT MONTH		
BUDGET VS. ACTUAL REPORT (BAR)	FY 2020-21	FY 2020-21	% OF BUDGET
Month Ending January 31, 2021	BUDGET	JAN	JAN
Taxes	\$ 9,802	\$ 10,278	104.9%
Other Revenue	\$ 67	\$ 21	31.4%
Other Financing Sources	\$ -	\$ 41,805	0.0%
TOTAL REVENUES	\$ 9,868	\$ 52,104	528.0%
Maintenance	\$ -	\$ -	0.0%
Capital Oulay	\$ -	\$ 80,821	0.0%
Other Financing Uses	\$ -	\$ 525	0.0%
TOTAL EXPENDITURES	\$ -	\$ 81,346	0.0%

Revenue Over/(Under) Expenditures \$ 9,868 \$ (29,241)

143 - Street Sales Tax Fund

Street Sales Tax Fund		OCT	NOV	DEC	JAN		YTD	Amended Budget	Ovr/(Under)	33.3%	Original Budget	Amended Budget vs Original Budget
Account Number	Account Description	Actual	Actual	Actual	Budget	Actual	Actual	Budget	Budget	% of Budget	Budget	Original Budget
00.4025	Taxes - Sales Tax -Economic	\$ 8,773	\$ 11,569	\$ 10,139	\$ 9,802	\$ 10,278	\$ 40,759	118,601	\$ (77,842)	34.4%	118,601	-
Total Taxes		\$ 8,773	\$ 11,569	\$ 10,139	\$ 9,802	\$ 10,278	\$ 40,759	118,601	\$ (77,842)	34.4%	\$ 118,601	\$ -
00.4800	Other Rev:Interest on Invest	\$ 26	\$ 23	\$ 23	\$ 67	\$ 21	\$ 93	1,016	\$ (923)	9.2%	1,016	-
Total Other Revenue		\$ 26	\$ 23	\$ 23	\$ 67	\$ 21	\$ 93	1,016	\$ (923)	9.2%	\$ 1,016	\$ -
00.4900	Transfer-In	\$ -	\$ 20,878	\$ 19,652	\$ -	\$ 41,805	\$ 82,335	85,719	\$ (3,384)	96.1%	1	85,718
Total Other Financing Sources		\$ -	\$ 20,878	\$ 19,652	\$ -	\$ 41,805	\$ 82,335	85,719	\$ (3,384)	96.1%	\$ 1	\$ 85,718
TOTAL REVENUE		\$ 8,799	\$ 32,469	\$ 29,814	\$ 9,868	\$ 52,104	\$ 123,187	205,336	\$ (82,148)	60.0%	\$ 119,618	\$ 85,718
00.6836	Maintenance: Cracked Sealing	\$ -	\$ -	\$ -	\$ -	\$ -	\$ -	40,000	\$ (40,000)	0.0%	40,000	-
TOTAL Maintenance		\$ -	\$ -	\$ -	\$ -	\$ -	\$ -	40,000	\$ (40,000)	0.0%	\$ 40,000	\$ -
40.9350	Capital Outlay: Street Project	\$ 3,205	\$ 22,653	\$ 55,291	\$ -	\$ 80,821	\$ 161,969	170,993	\$ (9,024)	94.7%	170,993	-
TOTAL CAPITAL OUTLAY		\$ 3,205	\$ 22,653	\$ 55,291	\$ -	\$ 80,821	\$ 161,969	170,993	\$ (9,024)	94.7%	\$ 170,993	\$ -
40.9700	Transfer-Out	\$ -	\$ -	\$ -	\$ -	\$ 525	\$ 525	-	\$ 525	0.0%	-	-
TOTAL FINANCING USES		\$ -	\$ -	\$ -	\$ -	\$ 525	\$ 525	-	\$ 525	0.0%	\$ -	\$ -
TOTAL EXPENSES		\$ 3,205	\$ 22,653	\$ 55,291	\$ -	\$ 81,346	\$ 162,494	\$ 210,993	\$ (48,499)	77.0%	\$ 210,993	\$ -
Revenue Over/(Under) Expenditures		\$ 5,594	\$ 9,816	\$ (25,476)	\$ 9,868	\$ (29,241)	\$ (39,307)	\$ (5,657)			\$ (91,375)	\$ 85,718

145 - GRANT FUND

02/11/21

GRANT FUND	<i>Year to Date</i>			
BUDGET VS. ACTUAL REPORT (BAR)	FY 2020-21	FY 2020-21	OVR/(UNDER)	% OF BUDGET
<i>YTD Ending January 31, 2021</i>	BUDGET	YTD	BUDGET	YTD
Grant Revenue	\$ 1,500	\$ -	\$ (1,500)	0.0%
TOTAL REVENUES	\$ 1,500	\$ -	\$ (1,500)	0.0%
Materials & Supplies	\$ 1,500	\$ 1,630	\$ 130	108.7%
TOTAL EXPENDITURES	\$ 1,500	\$ 1,630	\$ 130	108.7%

Revenue Over/(Under) Expenditures \$ - \$ (1,630) \$ (1,630)

GRANT FUND	<i>CURRENT MONTH</i>		
BUDGET VS. ACTUAL REPORT (BAR)	FY 2020-21	FY 2020-21	% OF BUDGET
<i>Month Ending January 31, 2021</i>	BUDGET	JAN	JAN
Grant Revenue	\$ -	\$ -	0.0%
TOTAL REVENUES	\$ -	\$ -	0.0%
Materials & Supplies	\$ -	\$ 1,330	0.0%
TOTAL EXPENDITURES	\$ -	\$ 1,330	0.0%

Revenue Over/(Under) Expenditures \$ - \$ (1,330)

145 - GRANT FUND

02/11/21

GRANT FUND DETAILS		OCT	NOV	DEC	JAN		TOTAL		Over/(Under)	
Account Number	Account Description	Actual	Actual	Actual	Budget	Actual	Budget	Actual	Budget	% of Budget
00.4884	Grant TC911 InterOperat	\$ -	\$ -	\$ -	\$ -	\$ -	\$ -	\$ -	\$ -	0.0%
00.4885	Grant TC911 Dispatch	\$ -	\$ -	\$ -	\$ -	\$ -	\$ -	\$ -	\$ -	0.0%
00.4886	Grant Communications	\$ -	\$ -	\$ -	\$ -	\$ -	\$ -	\$ -	\$ -	0.0%
00.4889	Grant Fire Dept	\$ -	\$ -	\$ -	\$ -	\$ -	\$ -	\$ -	\$ -	0.0%
00.4890	Grant TX A&M Forest Serv	\$ -	\$ -	\$ -	\$ -	\$ -	\$ -	\$ -	\$ -	0.0%
00.4898	GrantLEOSE LawEnforceOffStanEd	\$ -	\$ -	\$ -	\$ -	\$ -	\$ 1,500	\$ -	\$ (1,500)	0.0%
Total Grant Revenue		\$ -	\$ -	\$ -	\$ -	\$ -	\$ 1,500	\$ -	\$ (1,500)	0.0%
00.6204	Grant TC911 InterOperat	\$ -	\$ -	\$ -	\$ -	\$ -	\$ -	\$ -	\$ -	0.0%
00.6205	Grant TC911 Dispatch	\$ -	\$ -	\$ -	\$ -	\$ -	\$ -	\$ -	\$ -	0.0%
00.6206	Grant Communications	\$ -	\$ -	\$ -	\$ -	\$ -	\$ -	\$ -	\$ -	0.0%
00.6208	GrantLEOSE LawEnforceOffStanEd	\$ 300	\$ -	\$ -	\$ -	\$ -	\$ 1,500	\$ 300	\$ (1,200)	20.0%
00.6209	Grant Fire Dept	\$ -	\$ -	\$ -	\$ -	\$ 1,330	\$ -	\$ 1,330	\$ 1,330	0.0%
00.6210	Grant TX A&M Forest Serv	\$ -	\$ -	\$ -	\$ -	\$ -	\$ -	\$ -	\$ -	0.0%
Total Materials & Supplies		\$ 300	\$ -	\$ -	\$ -	\$ 1,330	\$ 1,500	\$ 1,630	\$ 130	108.7%

Revenue Over/(Under) Expenditures \$ (300) \$ - \$ - \$ - \$ (1,330) \$ - \$ (1,630)

150 - DEBT SERVICE FUND

02/11/21

DEBT SERVICE FUND		Year to Date			
BUDGET VS. ACTUAL REPORT (BAR)		FY 2020-21	FY 2020-21	OVR/(UNDER)	% OF BUDGET
<i>YTD Ending January 31, 2021</i>		BUDGET	YTD	BUDGET	YTD
Taxes	\$	306,609	\$ 262,890	\$ (43,720)	85.7%
Other Revenue	\$	2,923	\$ 286	\$ (2,637)	9.8%
TOTAL REVENUES	\$	309,533	\$ 263,176	\$ (46,357)	85.0%
Debt Service	\$	304,788	\$ 162,794	\$ (141,994)	53.4%
Other	\$	-	\$ -	\$ -	0.0%
TOTAL EXPENDITURES	\$	304,788	\$ 162,794	\$ (141,994)	53.4%

Revenue Over/(Under) Expenditures \$ 4,745 \$ 100,382

DEBT SERVICE FUND		CURRENT MONTH		
BUDGET VS. ACTUAL REPORT (BAR)		FY 2020-21	FY 2020-21	% OF BUDGET
<i>Month Ending January 31, 2021</i>		BUDGET	JAN	JAN
Taxes	\$	82,894	\$ 80,491	97.1%
Other Revenue	\$	255	\$ 81	31.7%
TOTAL REVENUES	\$	83,149	\$ 80,572	96.9%
Debt Service	\$	162,794	\$ 162,794	100.0%
Other	\$	-	\$ -	0.0%
TOTAL EXPENDITURES	\$	162,794	\$ 162,794	100.0%

Revenue Over/(Under) Expenditures \$ (79,644) \$ (82,221)

150 - DEBT SERVICE FUND

DEBT FUND DETAILS		OCT	NOV	DEC	JAN		YTD	Original	Ovr/(Under)	33.3%
Account Number	Account Description	Actual	Actual	Actual	Budget	Actual	Actual	Budget	Budget	% of Budget
00.4000	Taxes: Property-I&S Curr Year	\$ 15,489	\$ 28,263	\$ 138,646	\$ 82,894	\$ 80,491	\$ 262,890	306,609	\$ (43,720)	85.7%
00.4005	Taxes: Property-I&S Prior Year	\$ -	\$ -	\$ -		\$ -	\$ -	-	\$ -	0.0%
Total Taxes		\$ 15,489	\$ 28,263	\$ 138,646	\$ 82,894	\$ 80,491	\$ 262,890	306,609	\$ (43,720)	85.7%
00.4800	Other Revenue-Int from Investm	\$ 21	\$ 19	\$ 165	\$ 255	\$ 81	\$ 286	2,923	\$ (2,637)	9.8%
Total Other Revenue		\$ 21	\$ 19	\$ 165	\$ 255	\$ 81	\$ 286	2,923	\$ (2,637)	9.8%
TOTAL REVENUE		\$ 15,510	\$ 28,282	\$ 138,811	\$ 83,149	\$ 80,572	\$ 263,176	309,533	\$ (46,357)	85.0%
40.7838	C.O. 2014 Principal	\$ -	\$ -	\$ -	\$ -	\$ -	\$ -	60,000	\$ (60,000)	0.0%
40.7839	C.O. 2014 Interest Expense	\$ -	\$ -	\$ -	\$ 25,813	\$ 25,813	\$ 25,813	51,625	\$ (25,813)	50.0%
40.7840	G.O. 2017 Principal	\$ -	\$ -	\$ -	\$ 80,000	\$ 80,000	\$ 80,000	80,000	\$ -	100.0%
40.7841	G.O. 2017 Interest Expense	\$ -	\$ -	\$ -	\$ 56,981	\$ 56,981	\$ 56,981	113,163	\$ (56,181)	50.4%
Total Debt Service		\$ -	\$ -	\$ -	\$ 162,794	\$ 162,794	\$ 162,794	304,788	\$ (141,994)	53.4%
40.8100	Debt Related Issuance Costs	\$ -	\$ -	\$ -	\$ -	\$ -	\$ -	-	\$ -	0.0%
40.8110	Bond Refunding-Escrow Agent	\$ -	\$ -	\$ -	\$ -	\$ -	\$ -	-	\$ -	0.0%
Total Other		\$ -	\$ -	\$ -	\$ -	\$ -	\$ -	-	\$ -	0.0%
TOTAL EXPENSES		\$ -	\$ -	\$ -	\$ 162,794	\$ 162,794	\$ 162,794	304,788	(141,994)	53.4%

Revenue Over/(Under) Expenditures	\$ 15,510	\$ 28,282	\$ 138,811	\$ (79,644)	\$ (82,221)	\$ 100,382	4,745	\$ 95,637
--	------------------	------------------	-------------------	--------------------	--------------------	-------------------	--------------	------------------

180 - PRFDC FUND

02/11/21

Parks & Rec. Facilities Development Corp (PRFDC) Fund	Year to Date			
	FY 2020-21	FY 2020-21	OVR/(UNDER)	% OF BUDGET
	BUDGET	YTD	BUDGET	YTD
BUDGET VS. ACTUAL REPORT (BAR)				
<i>YTD Ending January 31, 2021</i>				
Taxes	\$ 118,601	\$ 40,759	\$ (77,842)	34.4%
Other Revenue	\$ 4,200	\$ 1,385	\$ (2,815)	33.0%
Other Financing Sources	\$ -	\$ -	\$ -	0.0%
TOTAL REVENUES	\$ 122,801	\$ 42,144	\$ (80,657)	34.3%
Salary & Wages	\$ 32,813	\$ 9,865	\$ (22,948)	30.1%
Taxes & Benefits	\$ 12,179	\$ 4,065	\$ (8,114)	33.4%
Training	\$ 175	\$ 165	\$ (10)	94.3%
Materials & Supplies	\$ 2,747	\$ 681	\$ (2,066)	24.8%
Utilities	\$ 5,669	\$ 1,855	\$ (3,814)	32.7%
Maintenance	\$ 10,100	\$ 1,847	\$ (8,253)	18.3%
Consultants	\$ 12,000	\$ 4,049	\$ (7,951)	33.7%
Contractual	\$ 5,677	\$ 973	\$ (4,703)	17.1%
Other	\$ 8,065	\$ 182	\$ (7,883)	2.3%
Capital Outlay	\$ 27,180	\$ -	\$ (27,180)	0.0%
Transfer Out	\$ -	\$ -	\$ -	0.0%
TOTAL EXPENDITURES	\$ 116,604	\$ 23,682	\$ (92,923)	20.3%

Revenue Over/(Under) Expenditures \$ 6,196 \$ 18,463 \$ 12,266

Parks & Rec. Facilities Development Corp (PRFDC) Fund	CURRENT MONTH		
	FY 2020-21	FY 2020-21	% OF BUDGET
	BUDGET	JAN	JAN
BUDGET VS. ACTUAL REPORT (BAR)			
<i>Month Ending January 31, 2021</i>			
Taxes	\$ 9,802	\$ 10,278	104.9%
Other Revenue	\$ 350	\$ 422	120.6%
Other Sources	\$ -	\$ -	0.0%
TOTAL REVENUES	\$ 10,152	\$ 10,700	105.4%
Salary & Wages	\$ 2,502	\$ 2,349	93.9%
Taxes & Benefits	\$ 959	\$ 364	37.9%
Training	\$ 15	\$ -	0.0%
Materials & Supplies	\$ 229	\$ -	0.0%
Utilities	\$ 371	\$ 406	109.6%
Maintenance	\$ 842	\$ 1,472	174.8%
Consultants	\$ 1,000	\$ 542	54.2%
Contractual	\$ 520	\$ 271	52.1%
Other	\$ 75	\$ -	0.0%
Capital Outlay	\$ -	\$ -	0.0%
Transfer Out	\$ -	\$ -	0.0%
TOTAL EXPENDITURES	\$ 6,511	\$ 5,404	83.0%

Revenue Over/(Under) Expenditures \$ 3,641 \$ 5,297

180 - PRFDC FUND

PRFDC FUND DETAILS		OCT	NOV	DEC	JAN		YTD	Original Budget	Ovr/(Under) Budget	33.3% % of Budget	Original Budget	Amended Budget vs Original Budget
Account Number	Account Description	Actual	Actual	Actual	Budget	Actual	Actual					
00.4025	Taxes - Sales Tax - Economic D	\$ 8,773	\$ 11,569	\$ 10,139	\$ 9,802	\$ 10,278	\$ 40,759	118,601	\$ (77,842)	34.4%	118,601	-
Total Taxes		\$ 8,773	\$ 11,569	\$ 10,139	\$ 9,802	\$ 10,278	\$ 40,759	118,601	\$ (77,842)	34.4%	118,601	-
00.4800	Other Revenue: Int from Investm	\$ 304	\$ 295	\$ 229	\$ 350	\$ 222	\$ 1,050	4,200	\$ (3,150)	25.0%	4,200	-
00.4850	Other Rev: Historical Comm	\$ -	\$ -	\$ -	\$ -	\$ -	\$ -	-	\$ -	0.0%	-	-
00.4854	Other Rev: Grant Donations	\$ -	\$ -	\$ -	\$ -	\$ -	\$ -	-	\$ -	0.0%	-	-
00.4890	Other Rev: Misc Revenue	\$ 135	\$ -	\$ -	\$ -	\$ -	\$ 135	-	\$ 135	0.0%	-	-
00.4897	Other: Donation Day w/Law	\$ -	\$ -	\$ -	\$ -	\$ -	\$ -	-	\$ -	0.0%	-	-
00.4898	Other: Donation-Park Benches	\$ -	\$ -	\$ -	\$ -	\$ -	\$ -	-	\$ -	0.0%	-	-
00.4899	Other: Donations	\$ -	\$ -	\$ -	\$ -	\$ 200	\$ 200	-	\$ 200	0.0%	-	-
Total Other Revenue		\$ 439	\$ 295	\$ 229	\$ 350	\$ 422	\$ 1,385	4,200	\$ (2,815)	33.0%	4,200	-
00.4900	Transfer In	\$ -	\$ -	\$ -	\$ -	\$ -	\$ -	-	\$ -	0.0%	-	-
00.4960	Proceeds from Sale	\$ -	\$ -	\$ -	\$ -	\$ -	\$ -	-	\$ -	0.0%	-	-
Total Other Financing Sources		\$ -	\$ -	\$ -	\$ -	\$ -	\$ -	-	\$ -	0.0%	-	-
TOTAL REVENUES		\$ 9,213	\$ 11,864	\$ 10,368	\$ 10,152	\$ 10,700	\$ 42,144	122,801	\$ (80,657)	34.3%	122,801	-
40.6000	Personnel Salaries: Full Time	\$ 2,402	\$ 1,432	\$ 1,445	\$ 1,408	\$ 1,446	\$ 6,725	18,301	\$ (11,576)	36.7%	18,301	-
40.6005	Personnel Salaries: Part-time	\$ -	\$ 712	\$ 941	\$ 1,000	\$ 819	\$ 2,472	13,000	\$ (10,528)	19.0%	13,000	-
40.6020	Personnel Salaries: Overtime	\$ 114	\$ 93	\$ 100	\$ 65	\$ 55	\$ 362	848	\$ (486)	42.7%	848	-
40.6021	Personnel Salaries: Special Events OT	\$ -	\$ -	\$ -	\$ -	\$ -	\$ -	-	\$ -	0.0%	-	-
40.6025	Personnel Salaries: Sick Leave	\$ -	\$ -	\$ 114	\$ -	\$ -	\$ 114	238	\$ (123)	48.1%	238	-
40.6036	Personnel: Supplements	\$ 52	\$ 29	\$ 29	\$ 29	\$ 29	\$ 137	371	\$ (234)	37.0%	371	-
40.6050	Personnel Salaries: Longevity	\$ -	\$ 55	\$ -	\$ -	\$ -	\$ 55	55	\$ -	100.0%	55	-
Total Salary & Wages		\$ 2,568	\$ 2,319	\$ 2,628	\$ 2,502	\$ 2,349	\$ 9,865	32,813	\$ (22,948)	30.1%	32,813	-
40.6027	Personnel: Pre-Employment Screening	\$ -	\$ 108	\$ -	\$ -	\$ -	\$ 108	-	\$ 108	0.0%	-	-
40.6030	Personnel: FICA(SS) & MediCare	\$ 180	\$ 165	\$ 188	\$ 187	\$ 165	\$ 698	2,428	\$ (1,730)	28.8%	2,428	-
40.6031	Personnel: SUTA Taxes	\$ -	\$ -	\$ -	\$ -	\$ 29	\$ 29	139	\$ (110)	20.6%	139	-
40.6042	Personnel: ER-Life/AD&D Ins	\$ 2	\$ 2	\$ 2	\$ 1	\$ (1)	\$ 5	17	\$ (12)	30.2%	17	-
40.6045	Personnel: TMRS	\$ 542	\$ 340	\$ 356	\$ 348	\$ 358	\$ 1,596	4,519	\$ (2,923)	35.3%	4,519	-
40.6046	Personnel: ER-LongTerm Disab	\$ 7	\$ 9	\$ 8	\$ 6	\$ (3)	\$ 22	72	\$ (50)	29.9%	72	-
40.6047	Personnel: Health Insurance	\$ 583	\$ 583	\$ 583	\$ 413	\$ (244)	\$ 1,506	4,959	\$ (3,453)	30.4%	4,959	-
40.6048	Personnel: HSA/HRA	\$ 8	\$ 8	\$ 8	\$ -	\$ 61	\$ 87	-	\$ 87	0.0%	-	-
40.6049	Personnel: ER Short Term Disab	\$ 5	\$ 6	\$ 5	\$ 4	\$ (1)	\$ 15	45	\$ (30)	32.7%	45	-
Total Taxes & Benefits		\$ 1,328	\$ 1,220	\$ 1,152	\$ 959	\$ 364	\$ 4,065	12,179	\$ (8,114)	33.4%	12,179	-
40.6100	Training & Travel	\$ -	\$ 165	\$ -	\$ 15	\$ -	\$ 165	175	\$ (10)	94.3%	175	-
Total Training		\$ -	\$ 165	\$ -	\$ 15	\$ -	\$ 165	175	\$ (10)	94.3%	175	-
40.6205	Mat/Supplies: Legal Notices	\$ -	\$ -	\$ -	\$ -	\$ -	\$ -	-	\$ -	0.0%	-	-
40.6206	Mat/Supplies: Other	\$ -	\$ -	\$ -	\$ -	\$ -	\$ -	-	\$ -	0.0%	-	-
40.6207	Mat/Supplies: Park Benches	\$ -	\$ -	\$ -	\$ -	\$ -	\$ -	-	\$ -	0.0%	-	-
40.6245	Mat/Supplies: Postage	\$ -	\$ -	\$ -	\$ -	\$ -	\$ -	-	\$ -	0.0%	-	-
40.6275	Mat/Supplies: Equipment	\$ -	\$ -	\$ -	\$ -	\$ -	\$ -	-	\$ -	0.0%	-	-
40.6300	Mat/Supplies: Uniforms	\$ -	\$ 136	\$ 340	\$ 42	\$ -	\$ 476	500	\$ (24)	95.1%	500	-
40.6400	Mat/Supplies: Tools & Supplies	\$ 176	\$ 30	\$ -	\$ 160	\$ -	\$ 206	1,925	\$ (1,719)	10.7%	1,675	250
40.6410	Mat/Supplies: Weed & Pest Control	\$ -	\$ -	\$ -	\$ 27	\$ -	\$ -	322	\$ (322)	0.0%	322	-
Total Materials & Supplies		\$ 176	\$ 165	\$ 340	\$ 229	\$ -	\$ 681	2,747	\$ (2,066)	24.8%	2,497	250

180 - PRFDC FUND

PRFDC FUND DETAILS		OCT	NOV	DEC	JAN		YTD	Original	Ovr/(Under)	33.3%	Amended	
Account Number	Account Description	Actual	Actual	Actual	Budget	Actual	Actual	Budget	Budget	% of Budget	Original Budget	Original Budget
40.6500	Utilities:Electricity	\$ 211	\$ 209	\$ 164	\$ 30	\$ 59	\$ 642	1,583	\$ (941)	40.6%	1,583	-
40.6510	Utilities-Telephone	\$ 179	\$ 178	\$ 178	\$ 173	\$ 182	\$ 717	2,078	\$ (1,361)	34.5%	2,078	-
40.6515	Utilities-Water & Sewer	\$ 110	\$ 110	\$ 110	\$ 167	\$ 165	\$ 495	2,008	\$ (1,513)	24.7%	2,008	-
Total Utilities		\$ 500	\$ 497	\$ 452	\$ 371	\$ 406	\$ 1,855	5,669	\$ (3,814)	32.7%	5,669	-
40.6810	Maintenance: Blgs/Ground/Park	\$ 600	\$ (350)	\$ 125	\$ 842	\$ 1,472	\$ 1,847	10,100	\$ (8,253)	18.3%	10,100	-
40.6825	Maintenance: Equipment	\$ -	\$ -	\$ -	\$ -	\$ -	\$ -	-	\$ -	0.0%	-	-
Total Maintenance		\$ 600	\$ (350)	\$ 125	\$ 842	\$ 1,472	\$ 1,847	10,100	\$ (8,253)	18.3%	10,100	-
40.7015	Consultants: Legal- Regular	\$ 1,886	\$ -	\$ 1,621	\$ 917	\$ 542	\$ 4,049	11,000	\$ (6,951)	36.8%	11,000	-
40.7030	Consultants:Engineer-Regular	\$ -	\$ -	\$ -	\$ 83	\$ -	\$ -	1,000	\$ (1,000)	0.0%	1,000	-
40.7095	Consultants: Other	\$ -	\$ -	\$ -	\$ -	\$ -	\$ -	-	\$ -	0.0%	-	-
Total Consultants		\$ 1,886	\$ -	\$ 1,621	\$ 1,000	\$ 542	\$ 4,049	12,000	\$ (7,951)	33.7%	12,000	-
40.7300	Contractual:Computer System	\$ 40	\$ 40	\$ 40	\$ 40	\$ 40	\$ 160	1,756	\$ (1,596)	9.1%	1,756	-
40.7505	Contractual:Liability Ins	\$ 46	\$ -	\$ -	\$ 23	\$ 46	\$ 91	93	\$ (2)	97.5%	93	-
40.7510	Contractual:Worker's Compensation	\$ 185	\$ -	\$ -	\$ 207	\$ 185	\$ 371	827	\$ (456)	44.8%	827	-
40.7620	Contractual:TRA Effluent Fee	\$ -	\$ 351	\$ -	\$ 250	\$ -	\$ 351	3,000	\$ (2,649)	11.7%	3,000	-
Total Contractual		\$ 271	\$ 391	\$ 40	\$ 520	\$ 271	\$ 973	5,677	\$ (4,703)	17.1%	5,677	-
40.8010	Other: Membership/Dues	\$ -	\$ -	\$ -	\$ -	\$ -	\$ -	3,000	\$ (3,000)	0.0%	3,000	-
40.8020	Other: Meetings	\$ -	\$ -	\$ -	\$ 58	\$ -	\$ -	700	\$ (700)	0.0%	700	-
40.8022	Other: Special Events	\$ -	\$ 98	\$ 84	\$ -	\$ -	\$ 182	4,165	\$ (3,983)	4.4%	4,415	(250)
40.8035	Other: Marketing/Advertising	\$ -	\$ -	\$ -	\$ -	\$ -	\$ -	-	\$ -	0.0%	-	-
40.8051	Other: Scout Projects	\$ -	\$ -	\$ -	\$ -	\$ -	\$ -	-	\$ -	0.0%	-	-
40.8052	Other: Historical Committee	\$ -	\$ -	\$ -	\$ -	\$ -	\$ -	-	\$ -	0.0%	-	-
40.8070	Other: Misc	\$ -	\$ -	\$ -	\$ 17	\$ -	\$ -	200	\$ (200)	0.0%	200	-
40.8085	Other:Interest on Cash Deficit	\$ -	\$ -	\$ -	\$ -	\$ -	\$ -	-	\$ -	0.0%	-	-
Total Other		\$ -	\$ 98	\$ 84	\$ 75	\$ -	\$ 182	8,065	\$ (7,883)	2.3%	8,315	(250)
40.9100	Capital Outlay:Vehicle	\$ -	\$ -	\$ -	\$ -	\$ -	\$ -	-	\$ -	0.0%	-	-
40.9305	Capital Outlay:Alarm Monitor	\$ -	\$ -	\$ -	\$ -	\$ -	\$ -	-	\$ -	0.0%	-	-
40.9320	Capital Outlay:Park Improvmts	\$ -	\$ -	\$ -	\$ -	\$ -	\$ -	27,180	\$ (27,180)	0.0%	27,180	-
40.9350	Capital Outlay:Equipment	\$ -	\$ -	\$ -	\$ -	\$ -	\$ -	-	\$ -	0.0%	-	-
45.9410	Capital Outlay:Landscaping	\$ -	\$ -	\$ -	\$ -	\$ -	\$ -	-	\$ -	0.0%	-	-
49.6810	Cap Out:Maint-Blgs/Ground/Park	\$ -	\$ -	\$ -	\$ -	\$ -	\$ -	-	\$ -	0.0%	-	-
Total Capital Outlay		\$ -	\$ -	\$ -	\$ -	\$ -	\$ -	27,180	\$ (27,180)	0.0%	27,180	-
40.9700	Transfer Out	\$ -	\$ -	\$ -	\$ -	\$ -	\$ -	-	\$ -	0.0%	-	-
Total Transfer Out		\$ -	\$ -	\$ -	\$ -	\$ -	\$ -	-	\$ -	0.0%	-	-
TOTAL EXPENSES		\$ 7,329	\$ 4,506	\$ 6,443	\$ 6,511	\$ 5,404	\$ 23,682	116,604	\$ (92,923)	20.3%	116,604	0
Revenue Over/(Under) Expenditures		\$ 1,884	\$ 7,357	\$ 3,925	\$ 3,641	\$ 5,297	\$ 18,463	6,196			6,196	(0)

185 - CCPD FUND

02/11/21

Crime Control & Prevention District (CCPD) Fund	Year to Date			
BUDGET VS. ACTUAL REPORT (BAR)	FY 2020-21	FY 2020-21	OVR/(UNDER)	% OF BUDGET
<i>YTD Ending January 31, 2021</i>	BUDGET	YTD	BUDGET	YTD
Taxes	\$ 237,202	\$ 81,285	\$ (155,916)	34.3%
Other Revenue	\$ 183	\$ 13	\$ (170)	7.0%
Other Sources	\$ 10,000	\$ -	\$ (10,000)	0.0%
TOTAL REVENUES	\$ 247,384	\$ 81,298	\$ (166,086)	32.9%
Salary & Wages	\$ 133,446	\$ 43,130	\$ (90,316)	32.3%
Taxes & Benefits	\$ 9,875	\$ 3,121	\$ (6,754)	31.6%
Materials & Supplies	\$ 6,830	\$ -	\$ (6,830)	0.0%
Consultants	\$ -	\$ -	\$ -	0.0%
Contractual	\$ 6,000	\$ -	\$ (6,000)	0.0%
Other	\$ -	\$ -	\$ -	0.0%
Capital	\$ 131,150	\$ -	\$ (131,150)	0.0%
TOTAL EXPENDITURES	\$ 287,301	\$ 46,251	\$ (241,050)	16.1%

Revenue Over/(Under) Expenditures \$ (39,917) \$ 35,047 \$ 74,964

Crime Control & Prevention District (CCPD) Fund	CURRENT MONTH		
BUDGET VS. ACTUAL REPORT (BAR)	FY 2020-21	FY 2020-21	% OF BUDGET
<i>Month Ending January 31, 2021</i>	BUDGET	JAN	JAN
Taxes	\$ 19,604	\$ 20,435	104.2%
Other Revenue	\$ 16	\$ 4	24.7%
Other Sources	\$ -	\$ -	0.0%
TOTAL REVENUES	\$ 19,620	\$ 20,438	104.2%
Salary & Wages	\$ 10,265	\$ 10,520	102.5%
Taxes & Benefits	\$ 760	\$ 747	98.3%
Materials & Supplies	\$ 569	\$ -	0.0%
Consultants	\$ -	\$ -	0.0%
Contractual	\$ 500	\$ -	0.0%
Other	\$ -	\$ -	0.0%
Capital	\$ -	\$ -	0.0%
TOTAL EXPENDITURES	\$ 12,094	\$ 11,266	93.2%

Revenue Over/(Under) Expenditures \$ 7,526 \$ 9,172

185 - CCPD FUND

CCPD FUND DETAILS		OCT	NOV	DEC	JAN		YTD	Original Budget	Ovr/(Under)	% of Budget
Account Number	Account Description	Actual	Actual	Actual	Budget	Actual	Actual		Budget	
00.4030	Taxes:SalesTax-CrimeControl PD	\$ 17,482	\$ 23,134	\$ 20,234	\$ 19,604	\$ 20,435	\$ 81,285	237,202	\$ (155,916)	34.3%
Total Taxes		\$ 17,482	\$ 23,134	\$ 20,234	\$ 19,604	\$ 20,435	\$ 81,285	237,202	\$ (155,916)	34.3%
00.4800	Other Revenue: Interest on Invest	\$ 3	\$ 3	\$ 3	\$ 16	\$ 4	\$ 13	183	\$ (170)	7.0%
004890	Other Revenue: Miscellaneous	\$ -	\$ -	\$ -	\$ -	\$ -	\$ -	-	\$ -	0.0%
Total Other Revenue		\$ 3	\$ 3	\$ 3	\$ 16	\$ 4	\$ 13	183	\$ (170)	7.0%
00.4900	Transfer-In	\$ -	\$ -	\$ -	\$ -	\$ -	\$ -	10,000	\$ (10,000)	0.0%
Total Other Sources		\$ -	\$ -	\$ -	\$ -	\$ -	\$ -	10,000	\$ (10,000)	0.0%
TOTAL REVENUES		\$ 17,485	\$ 23,137	\$ 20,238	\$ 19,620	\$ 20,438	\$ 81,298	247,384	\$ (166,086)	32.9%
50.6000	Personnel:Salaries Full Time	\$ 8,623	\$ 8,812	\$ 9,555	\$ 8,775	\$ 9,732	\$ 36,722	114,081	\$ (77,359)	32.2%
50.6020	Personnel:Salaries Overtime	\$ 2,654	\$ 1,466	\$ 161	\$ 1,125	\$ 368	\$ 4,649	14,626	\$ (9,977)	31.8%
50.6036	Personnel:Supplements	\$ 499	\$ 420	\$ 420	\$ 365	\$ 420	\$ 1,759	4,738	\$ (2,980)	37.1%
50.6050	Personnel:Service Pay	\$ -	\$ -	\$ -	\$ -	\$ -	\$ -	-	\$ -	0.0%
Total Salary & Wages		\$ 11,776	\$ 10,698	\$ 10,137	\$ 10,265	\$ 10,520	\$ 43,130	133,446	\$ (90,316)	32.3%
50.6030	Personnel:FICA(SS) & Medicare	\$ 865	\$ 792	\$ 718	\$ 760	\$ 747	\$ 3,121	9,875	\$ (6,754)	31.6%
Total Taxes & Benefits		\$ 865	\$ 792	\$ 718	\$ 760	\$ 747	\$ 3,121	9,875	\$ (6,754)	31.6%
50.6205	Mat/Supplies: Legal Notices	\$ -	\$ -	\$ -	\$ -	\$ -	\$ -	-	\$ -	0.0%
50.6270	Mat/Supplies: Emergency Eqpt	\$ -	\$ -	\$ -	\$ 569	\$ -	\$ -	6,830	\$ (6,830)	0.0%
Total Materials & Supplies		\$ -	\$ -	\$ -	\$ 569	\$ -	\$ -	6,830	\$ (6,830)	0.0%
50.7015	Consultants: Legal Regular	\$ -	\$ -	\$ -	\$ -	\$ -	\$ -	-	\$ -	0.0%
Total Consultants		\$ -	\$ -	\$ -	\$ -	\$ -	\$ -	-	\$ -	0.0%
50.7335	Contractual: Street Cameras	\$ -	\$ -	\$ -	\$ 500	\$ -	\$ -	6,000	\$ (6,000)	0.0%
Total Contractual		\$ -	\$ -	\$ -	\$ 500	\$ -	\$ -	6,000	\$ (6,000)	0.0%
50.8080	Other: Interest on Cash Deficit	\$ -	\$ -	\$ -	\$ -	\$ -	\$ -	-	\$ -	0.0%
Total Other		\$ -	\$ -	\$ -	\$ -	\$ -	\$ -	-	\$ -	0.0%
50.9100	Capital Outlay: DPS Vehicle	\$ -	\$ -	\$ -	\$ -	\$ -	\$ -	108,000	\$ (108,000)	0.0%
50.9105	Capital Outlay: DPS Equipment	\$ -	\$ -	\$ -	\$ -	\$ -	\$ -	23,150	\$ (23,150)	0.0%
Total Other		\$ -	\$ -	\$ -	\$ -	\$ -	\$ -	131,150	\$ (131,150)	0.0%
TOTAL EXPENSES		\$ 12,641	\$ 11,489	\$ 10,854	\$ 12,094	\$ 11,266	\$ 46,251	287,301	\$ (241,050)	16.1%
Revenue Over/(Under) Expenditures		\$ 4,844	\$ 11,647	\$ 9,383	\$ 7,526	\$ 9,172	\$ 35,047	(39,917)	74,964	

207 - VOL FIRE DONATION FUND

02/11/21

VOL FIRE DONATION FUND	<i>Year to Date</i>			
BUDGET VS. ACTUAL REPORT (BAR)	FY 2020-21	FY 2020-21	OVR/(UNDER)	% OF BUDGET
<i>YTD Ending January 31, 2021</i>	BUDGET	YTD	BUDGET	YTD
Other Revenue	\$ 5,500	\$ 1,900	\$ (3,600)	34.5%
TOTAL REVENUES	\$ 5,500	\$ 1,900	\$ (3,600)	34.5%
Materials & Supplies	\$ -	\$ -	\$ -	0.0%
TOTAL EXPENDITURES	\$ -	\$ -	\$ -	0.0%

Revenue Over/(Under) Expenditures \$ 5,500 \$ 1,900 \$ (3,600)

VOL FIRE DONATION FUND	<i>CURRENT MONTH</i>		
BUDGET VS. ACTUAL REPORT (BAR)	FY 2020-21	FY 2020-21	% OF BUDGET
<i>Month Ending January 31, 2021</i>	BUDGET	JAN	JAN
Other Revenue	\$ 458	\$ 700	152.8%
TOTAL REVENUES	\$ 458	\$ 700	152.8%
Materials & Supplies	\$ -	\$ -	0.0%
TOTAL EXPENDITURES	\$ -	\$ -	0.0%

Revenue Over/(Under) Expenditures \$ 458 \$ 700

207 - VOL FIRE DONATION FUND

02/11/21

VOL FIRE DONATION FUND DETAILS										33.3%
		OCT	NOV	DEC	JAN		YTD	Original	Ovr/(Under)	
Account Number	Account Description	Actual	Actual	Actual	Budget	Actual	Actual	Budget	Budget	% of Budget
00.4899	Other:Donation Vol Fire Program	\$ 433	\$ 328	\$ 438	\$ 458	\$ 700	\$ 1,900	\$ 5,500	\$ (3,600)	34.5%
Total Other Revenue		\$ 433	\$ 328	\$ 438	\$ 458	\$ 700	\$ 1,900	\$ 5,500	\$ (3,600)	34.5%
TOTAL REVENUE		\$ 433	\$ 328	\$ 438	\$ 458	\$ 700	\$ 1,900	\$ 5,500	\$ (3,600)	34.5%
55.6280	Vol Fire Donation Program Expenses	\$ -	\$ -	\$ -	\$ -	\$ -	\$ -	\$ -	\$ -	0.0%
Total Materials & Supplies		\$ -	\$ -	\$ -	\$ -	\$ -	\$ -	\$ -	\$ -	0.0%
TOTAL EXPENSES		\$ -	\$ -	\$ -	\$ -	\$ -	\$ -	\$ -	\$ -	0.0%
Revenue Over/(Under) Expenditures		\$ 433	\$ 328	\$ 438	\$ 458	\$ 700	\$ 1,900	\$ 5,500	\$ (3,600)	

208 - SEIZURE FUND

02/11/21

SEIZURE FUND	Year to Date			
	BUDGET VS. ACTUAL REPORT (BAR)			
	FY 2020-21	FY 2020-21	OVR/(UNDER)	% OF BUDGET
<i>YTD Ending January 31, 2021</i>	BUDGET	YTD	BUDGET	YTD
Other Revenue	\$ -	\$ 5,434	\$ 5,434	0.0%
TOTAL REVENUES	\$ -	\$ 5,434	\$ 5,434	0.0%
Material & Supplies	\$ -	\$ 8,104	\$ 8,104	0.0%
Maintenance	\$ -	\$ -	\$ -	0.0%
Other	\$ -	\$ -	\$ -	0.0%
Other Use	\$ -	\$ -	\$ -	0.0%
TOTAL EXPENDITURES	\$ -	\$ 8,104	\$ 8,104	0.0%

Revenue Over/(Under) Expenditures \$ - \$ (2,670) \$ (2,670)

SEIZURE FUND	CURRENT MONTH		
	BUDGET VS. ACTUAL REPORT (BAR)		
	FY 2020-21	FY 2020-21	% OF BUDGET
<i>Month Ending January 31, 2021</i>	BUDGET	JAN	JAN
Other Revenue	\$ -	\$ -	0.0%
TOTAL REVENUES	\$ -	\$ -	0.0%
Material & Supplies	\$ -	\$ 2,627	0.0%
Maintenance	\$ -	\$ -	0.0%
Other	\$ -	\$ -	0.0%
Other Use	\$ -	\$ -	0.0%
TOTAL EXPENDITURES	\$ -	\$ 2,627	0.0%

Revenue Over/(Under) Expenditures \$ - \$ (2,627)

208 - SEIZURE FUND

SEIZURE FUND DETAILS		OCT	NOV	DEC	JAN		YTD	TOTAL	Ovr/(Under)	33.3%
Account Number	Account Description	Actual	Actual	Actual	Budget	Actual	Actual	Budget	Budget	% of Budget
00.4884	Other Revenue: DPS Seizures	\$ -	\$ 5,434	\$ -	\$ -	\$ -	\$ 5,434	\$ -	\$ 5,434	0.0%
Total Other Revenues		\$ -	\$ 5,434	\$ -	\$ -	\$ -	\$ 5,434	\$ -	\$ 5,434	0.0%
TOTAL REVENUES		\$ -	\$ 5,434	\$ -	\$ -	\$ -	\$ 5,434	\$ -	\$ 5,434	0.0%
50.6230	Mat/Supplies: Office Equip	\$ -	\$ -	\$ 1,877	\$ -	\$ -	\$ 1,877	\$ -	\$ 1,877	0.0%
50.6250	Mat/Supplies: DPS Supplies	\$ -	\$ -	\$ -	\$ -	\$ -	\$ -	\$ -	\$ -	0.0%
50.6270	Mat/Supplies: Emergency Equip	\$ 3,600	\$ -	\$ -	\$ -	\$ 2,627	\$ 6,227	\$ -	\$ 6,227	0.0%
Total Material & Supplies		\$ 3,600	\$ -	\$ 1,877	\$ -	\$ 2,627	\$ 8,104	\$ -	\$ 8,104	0.0%
50.6805	Maint:Vehicles	\$ -	\$ -	\$ -	\$ -	\$ -	\$ -	\$ -	\$ -	0.0%
50.6808	Maint: Seizure Vehicles	\$ -	\$ -	\$ -	\$ -	\$ -	\$ -	\$ -	\$ -	0.0%
Total Maintenance		\$ -	\$ -	\$ -	\$ -	\$ -	\$ -	\$ -	\$ -	0.0%
50.8010	MembershipDues/Subscrip	\$ -	\$ -	\$ -	\$ -	\$ -	\$ -	\$ -	\$ -	0.0%
Total Other		\$ -	\$ -	\$ -	\$ -	\$ -	\$ -	\$ -	\$ -	0.0%
50.9700	Transfer Out	\$ -	\$ -	\$ -	\$ -	\$ -	\$ -	\$ -	\$ -	0.0%
Total Other Uses		\$ -	\$ -	\$ -	\$ -	\$ -	\$ -	\$ -	\$ -	0.0%
TOTAL EXPENSES		\$ 3,600	\$ -	\$ 1,877	\$ -	\$ 2,627	\$ 8,104	\$ -	\$ 8,104	0.0%

Revenue Over/(Under) Expenditures \$ (3,600) \$ 5,434 \$ (1,877) \$ - \$ (2,627) \$ (2,670) \$ -



Dalworthington Gardens Production vs Consumption Report

Usage Service Period	12/11/19-01/13/20	1/14/20-2/11/20	2/12/20-3/15/20	3/16/20-4/14/20	4/15/20-5/12/20	5/13/20-6/14/20	6/15/20-7/14/20	7/15/20-8/11/20	8/12/20-9/13/20	9/14/20-10/13/20	10/14/20-11/15/20	11/16/20-12/15/20	12/16/20-1/12/21	12 Mth Avg
# of Usage Days	34	29	33	30	28	33	30	28	33	30	33	30	28	
Billing Date	1/16/2020	2/14/2020	3/18/2020	4/17/2020	5/15/2020	6/17/2020	7/17/2020	8/14/2020	9/16/2020	10/16/2020	11/18/2020	12/18/2020	1/15/2021	
Billed Consumption	9,663,000	6,329,000	8,151,000	7,077,000	14,857,588	20,912,991	21,842,136	27,989,015	29,420,166	22,277,678	19,120,424	12,563,620	8,443,470	
Flushing	90,450	733,300	185,700	180,000	34,200	69,800	402,100	169,800	134,100	74,600	39,800	63,900	71,000	
Accounted For Gallons	9,753,450	7,062,300	8,336,700	7,257,000	14,891,788	20,982,791	22,244,236	28,158,815	29,554,266	22,352,278	19,160,224	12,627,520	8,514,470	16,222,757
City of Ft Worth	5,280,971	3,492,194	4,584,786	6,843,317	4,776,734	5,510,467	6,724,016	4,979,358	5,952,617	8,274,232	8,367,901	6,731,125	6,249,125	
City of Arlington	5,592,020	4,830,660	4,367,100	716,240	11,392,040	16,573,520	17,142,720	24,817,700	23,619,900	14,966,420	11,013,050	5,894,770	2,865,090	
Total Production Gallons	10,872,991	8,322,854	8,951,886	7,559,557	16,168,774	22,083,987	23,866,736	29,797,058	29,572,517	23,240,652	19,380,951	12,625,895	9,114,215	17,042,929
Water Loss in Gallons	1,119,541	1,260,554	615,186	302,557	1,276,986	1,101,196	1,622,500	1,638,243	18,251	888,374	220,727	(1,625)	599,745	820,172
Water Loss %	10.3%	15.1%	6.9%	4.0%	7.9%	5.0%	6.8%	5.5%	0.1%	3.8%	1.1%	0.0%	6.6%	4.8%
Billing Daily Avg	284,206	218,241	247,000	235,900	530,628	633,727	728,071	999,608	891,520	742,589	579,407	418,787	301,553	523,941
Production Daily Avg	319,794	286,995	271,269	251,985	577,456	669,212	795,558	1,064,181	896,137	774,688	587,302	420,863	325,508	556,996
Billing vs Production Daily Avg	(35,588)	(68,754)	(24,269)	(16,085)	(46,828)	(35,485)	(67,487)	(64,573)	(4,617)	(32,099)	(7,895)	(2,076)	(23,955)	(33,055)
City of Ft Worth	49%	42%	51%	91%	30%	25%	28%	17%	20%	36%	43%	53%	69%	42%
City of Arlington	51%	58%	49%	9%	70%	75%	72%	83%	80%	64%	57%	47%	31%	58%
Calendar Month	JAN	FEB	MAR	APR	MAY	JUN	JUL	AUG	SEP	OCT	NOV	DEC	JAN	
FTW Max Day (mgd)	0.258	0.230	0.298	0.299	0.297	0.300	0.300	0.296	0.298	0.296	0.297	0.296	0.285	
FTW Max Hour (mgd)	0.306	0.306	0.306	0.304	0.304	0.304	0.304	0.304	0.303	0.302	0.301	0.300	0.288	



CITY OF DALWORTHINGTON GARDENS

Number of Permits Issued	OCT 2019	NOV 2019	DEC 2019	JAN 2020	YTD Fiscal 19-20	OCT 2020	NOV 2020	DEC 2020	JAN 2021	YTD Fiscal 20-21
	Alarm System	0	1	2	1	4	0	0	0	0
Building	10	2	6	4	22	3	3	5	2	13
Cert. of Occupancy	5	2	2	1	10	2	0	1	5	8
Electrical	3	0	0	2	5	0	1	2	0	3
Fence	0	2	0	0	2	1	0	1	0	2
Heating/AC	2	1	0	1	4	1	2	0	2	5
Life Safety Inspections	10	3	0	0	13	47	1	0	4	52
Liquor	0	7	0	0	7	0	0	0	7	7
Misc.-Other	0	0	0	0	0	0	0	0	0	0
Operational	0	0	0	0	0	0	0	0	0	0
Plumbing	5	4	7	5	21	2	6	5	9	22
Red Tag	0	0	0	0	0	0	0	0	1	1
Roof	1	1	0	1	3	0	2	0	1	3
Fire Alarm/Suppression	0	0	2	0	2	0	0	0	0	0
Sign	0	0	0	0	0	2	4	3	3	12
Special Use	0	0	0	0	0	0	0	0	0	0
Sprinkler System	0	0	0	0	0	0	0	0	0	0
Swimming Pool	0	0	0	1	1	0	0	0	2	2
Totals	36	23	19	16	94	58	19	17	36	130
Fees of Permits Issued	OCT 2019	NOV 2019	DEC 2019	JAN 2020	YTD Fiscal 19-20	OCT 2020	NOV 2020	DEC 2020	JAN 2021	YTD Fiscal 20-21
Alarm System	\$ -	\$ 10	\$ 20	\$ 10	\$ 40	\$ -	\$ -	\$ -	\$ -	\$ -
Building	\$ 1,609	\$ 200	\$ 7,057	\$ 4,152	\$ 13,018	\$ 655	\$ 5,639	\$ 1,144	\$ 714	\$ 8,152
Cert. of Occupancy	\$ 500	\$ 200	\$ 200	\$ 100	\$ 1,000	\$ 200	\$ -	\$ 100	\$ 500	\$ 800
Electrical	\$ 300	\$ -	\$ -	\$ 200	\$ 500	\$ -	\$ 120	\$ 240	\$ -	\$ 360
Fence	\$ -	\$ 667	\$ -	\$ -	\$ 667	\$ 150	\$ -	\$ 75	\$ -	\$ 225
Heating/AC	\$ 246	\$ 100	\$ -	\$ 120	\$ 466	\$ 519	\$ 240	\$ -	\$ 240	\$ 999
Life Safety Inspections	\$ 1,150	\$ 600	\$ -	\$ -	\$ 1,750	\$ 5,750	\$ 100	\$ -	\$ 300	\$ 6,150
Liquor	\$ -	\$ 995	\$ -	\$ -	\$ 995	\$ -	\$ -	\$ -	\$ 1,990	\$ 1,990
Misc.-Other	\$ -	\$ -	\$ -	\$ -	\$ -	\$ -	\$ -	\$ -	\$ -	\$ -
Operational	\$ -	\$ -	\$ -	\$ -	\$ -	\$ -	\$ -	\$ -	\$ -	\$ -
Plumbing	\$ 500	\$ 460	\$ 840	\$ 560	\$ 2,360	\$ (75)	\$ 560	\$ 600	\$ 1,280	\$ 2,365
Red Tag	\$ -	\$ -	\$ -	\$ -	\$ -	\$ -	\$ -	\$ -	\$ 100	\$ 100
Roof	\$ 146	\$ 100	\$ -	\$ 200	\$ 446	\$ -	\$ 400	\$ -	\$ 200	\$ 600
Fire Alarm/Suppression	\$ -	\$ -	\$ 500	\$ -	\$ 500	\$ -	\$ -	\$ -	\$ -	\$ -
Sign	\$ -	\$ -	\$ -	\$ -	\$ -	\$ 501	\$ 650	\$ 12,000	\$ 1,500	\$ 14,651
Special Use	\$ -	\$ -	\$ -	\$ -	\$ -	\$ -	\$ -	\$ -	\$ -	\$ -
Sprinkler System	\$ -	\$ -	\$ -	\$ -	\$ -	\$ -	\$ -	\$ -	\$ -	\$ -
Swimming Pool	\$ -	\$ -	\$ -	\$ 200	\$ 200	\$ -	\$ -	\$ -	\$ 400	\$ 400
Totals	\$ 4,451	\$ 3,332	\$ 8,617	\$ 5,542	21,942	\$ 7,700	\$ 7,709	\$ 14,159	\$ 7,224	\$ 36,792
Billed Usage	OCT 2019	NOV 2019	DEC 2019	JAN 2020	Fiscal 19-20	OCT 2020	NOV 2020	DEC 2020	JAN 2021	Fiscal 20-21
Water Gallons	31,201,000	12,176,000	7,761,000	9,663,000	60,801,000	22,277,678	19,120,424	12,563,620	8,443,470	62,405,192
Sewer Gallons	10,497,000	7,509,000	5,867,000	6,732,000	30,605,000	9,318,382	9,251,639	7,865,948	6,316,129	32,752,098

VENDOR I.D.	NAME	STATUS	CHECK DATE	AMOUNT	DISCOUNT	CHECK NO	CHECK STATUS	CHECK AMOUNT
1	LANKFORD, TYLER	UNPOST						
	M-CHECK LANKFORD, TYLER	UNPOST V	1/25/2021			061880		18.61CR
000210	WILMINGTON TRUST							
	C-CHECK WILMINGTON TRUST	VOIDED V	1/26/2021			999999		162,793.75CR

* * T O T A L S * *		NO	INVOICE AMOUNT	DISCOUNTS	CHECK AMOUNT
REGULAR CHECKS:		0	0.00	0.00	0.00
HAND CHECKS:		0	0.00	0.00	0.00
DRAFTS:		0	0.00	0.00	0.00
EFT:		0	0.00	0.00	0.00
NON CHECKS:		0	0.00	0.00	0.00
VOID CHECKS:	2 VOID DEBITS		0.00		
	VOID CREDITS		162,812.36CR	162,812.36CR	0.00

TOTAL ERRORS: 0

		NO	INVOICE AMOUNT	DISCOUNTS	CHECK AMOUNT
VENDOR SET: 01	BANK: * TOTALS:	2	162,812.36CR	0.00	0.00
BANK: *	TOTALS:	2	162,812.36CR	0.00	0.00

VENDOR I.D.	NAME	STATUS	CHECK DATE	AMOUNT	DISCOUNT	CHECK NO	CHECK STATUS	CHECK AMOUNT
000210	WILMINGTON TRUST							
I-1/4/21-2014	2014 SERIES BOND INTEREST	D	1/26/2021			000266	O	
150 40.7839	C.O. 2014 Interest Expense	2014	SERIES BOND INT	25,812.50				
I-1/4/21-2017	2017 SERIES BOND PAYMENT	D	1/26/2021			000266	O	
150 40.7840	G.O. 2017 Principal	2017	SERIES BOND PAY	80,000.00				
150 40.7841	G.O. 2017 Interest Expense	2017	SERIES BOND PAY	56,981.25				162,793.75
000210	WILMINGTON TRUST							
I-01/04/21-2014	2014 SERIES BOND INTEREST PMT	V	1/26/2021			999999	V	
I-01/04/21-2017	2017 SERIES BOND PAYMENT	V	1/26/2021			999999	V	162,793.75
000210	WILMINGTON TRUST							
M-CHECK	WILMINGTON TRUST	VOIDED	V	1/26/2021		999999		162,793.75CR

* * T O T A L S * *	NO	INVOICE AMOUNT	DISCOUNTS	CHECK AMOUNT
REGULAR CHECKS:	0	0.00	0.00	0.00
HAND CHECKS:	0	162,793.75	0.00	0.00
DRAFTS:	1	162,793.75	0.00	162,793.75
EFT:	0	0.00	0.00	0.00
NON CHECKS:	0	0.00	0.00	0.00
VOID CHECKS:	0	VOID DEBITS 0.00		
		VOID CREDITS 162,793.75CR	162,793.75CR	0.00

TOTAL ERRORS: 0

** G/L ACCOUNT TOTALS **

G/L ACCOUNT	NAME	AMOUNT
150 40.7839	C.O. 2014 Interest Expense	25,812.50
150 40.7840	G.O. 2017 Principal	80,000.00
150 40.7841	G.O. 2017 Interest Expense	56,981.25
	*** FUND TOTAL ***	162,793.75

VENDOR SET: 01 BANK: LDEBT	TOTALS:	NO	INVOICE AMOUNT	DISCOUNTS	CHECK AMOUNT
		1	162,793.75	0.00	162,793.75
BANK: LDEBT	TOTALS:	1	162,793.75	0.00	162,793.75

VENDOR SET: 01 City of Dalworthington
 BANK: POOL POOLED CASH - CHECKING
 DATE RANGE: 1/01/2021 THRU 1/31/2021

VENDOR I.D.	NAME	STATUS	CHECK DATE	AMOUNT	DISCOUNT	CHECK NO	CHECK STATUS	CHECK AMOUNT
0174	STATE COMPTROLLER							
I-01/06/2021	EFT CSUT MONTH: 12/2020	D	1/06/2021			000263	C	
120 00.2080	State Sales Tax Payable	EFT CSUT MONTH: 12/2		1,206.03				1,206.03
000008	EFTPS							
I-T1 202101050964	Federal Withholding	D	1/08/2021			000264	C	
210 00.2020	Withholding Payable	Federal Withholding		7,356.57				
I-T3 202101050964	Social Security	D	1/08/2021			000264	C	
110 20.6030	Personnel:FICA(SS) & Medicare	Social Security		253.84				
110 30.6030	Personnel:FICA(SS) & Medicare	Social Security		128.46				
110 40.6030	Personnel:FICA(SS) & Medicare	Social Security		259.24				
110 50.6030	Personnel:FICA(SS) & Medicare	Social Security		2,339.57				
110 55.6030	Personnel:FICA(SS) & Medicare	Social Security		346.62				
110 60.6030	Personnel:FICA(SS)&Medicare	Social Security		115.56				
120 40.6030	Personnel:FICA(SS) & Medicare	Social Security		588.52				
180 40.6030	Personnel:FICA(SS) & Medicare	Social Security		62.36				
185 50.6030	Personnel:FICA(SS) & Medicare	Social Security		333.72				
210 00.2010	Social Security Payable	Social Security		4,427.89				
I-T4 202101050964	Medicare withhold	D	1/08/2021			000264	C	
110 20.6030	Personnel:FICA(SS) & Medicare	Medicare withhold		59.36				
110 30.6030	Personnel:FICA(SS) & Medicare	Medicare withhold		30.04				
110 40.6030	Personnel:FICA(SS) & Medicare	Medicare withhold		60.64				
110 50.6030	Personnel:FICA(SS) & Medicare	Medicare withhold		547.13				
110 55.6030	Personnel:FICA(SS) & Medicare	Medicare withhold		81.08				
110 60.6030	Personnel:FICA(SS)&Medicare	Medicare withhold		27.02				
120 40.6030	Personnel:FICA(SS) & Medicare	Medicare withhold		137.65				
180 40.6030	Personnel:FICA(SS) & Medicare	Medicare withhold		14.58				
185 50.6030	Personnel:FICA(SS) & Medicare	Medicare withhold		78.05				
210 00.2015	Medicare Payable	Medicare withhold		1,035.55				18,283.45
1551	STATE COMPTROLLER							
I-01/07/2021	STATE CRIMINAL COST FEES 12/20	D	1/07/2021			000265	C	
205 00.2245	Fees: State Traffic	STATE CRIMINAL COST		17,302.58				
205 00.2246	Fees:MovingViolation-State/MVF	STATE CRIMINAL COST		1.19				
205 00.2290	Fees: Consolidated Costs	STATE CRIMINAL COST		29,793.13				
205 00.2294	Fees: FTA OMNI STATE	STATE CRIMINAL COST		2,099.06				
205 00.2296	Fees:Prior Costs-JRF, IDF, JS	STATE CRIMINAL COST		983.87				
205 00.2299	Fees:Truancy Prevention Fund	STATE CRIMINAL COST		81.89				
205 00.2310	Time Payment Fee	STATE CRIMINAL COST		231.20				50,492.92
2109	TX WORKFORCE COMMISSION - STAT							
I-SUI 4TH QTR 2020	TWC SUI TAX 4TH QTR 12/31/20	D	1/19/2021			000267	C	
110 20.6031	Personnel:SUTA Taxes	TWC SUI TAX 4TH QTR		26.80				
110 50.6031	Personnel: SUTA Taxes	TWC SUI TAX 4TH QTR		289.34				
110 55.6031	Personnel:SUTA Taxes	TWC SUI TAX 4TH QTR		28.80				
180 40.6031	Personnel: SUTA Taxes	TWC SUI TAX 4TH QTR		28.50				373.44

VENDOR I.D.	NAME	STATUS	CHECK DATE	AMOUNT	DISCOUNT	CHECK NO	CHECK STATUS	CHECK AMOUNT
000008	EFTPS							
I-T1 202101190965	Federal Withholding	D	1/22/2021			000268	C	
210 00.2020	Withholding Payable	Federal Withholding		6,182.57				
I-T3 202101190965	Social Security	D	1/22/2021			000268	C	
110 20.6030	Personnel:FICA(SS) & Medicare	Social Security		252.27				
110 30.6030	Personnel:FICA(SS) & Medicare	Social Security		126.76				
110 40.6030	Personnel:FICA(SS) & MediCare	Social Security		253.87				
110 50.6030	Personnel:FICA(SS) & Medicare	Social Security		2,029.33				
110 55.6030	Personnel:FICA(SS) & Medicare	Social Security		324.17				
110 60.6030	Personnel:FICA(SS)&Medicare	Social Security		119.13				
120 40.6030	Personnel:FICA(SS) & MediCare	Social Security		589.25				
180 40.6030	Personnel:FICA(SS) & MediCare	Social Security		71.42				
185 50.6030	Personnel:FICA(SS) & Medicare	Social Security		271.37				
210 00.2010	Social Security Payable	Social Security		4,037.57				
I-T4 202101190965	Medicare withhold	D	1/22/2021			000268	C	
110 20.6030	Personnel:FICA(SS) & Medicare	Medicare withhold		58.99				
110 30.6030	Personnel:FICA(SS) & Medicare	Medicare withhold		29.64				
110 40.6030	Personnel:FICA(SS) & MediCare	Medicare withhold		59.37				
110 50.6030	Personnel:FICA(SS) & Medicare	Medicare withhold		474.59				
110 55.6030	Personnel:FICA(SS) & Medicare	Medicare withhold		75.84				
110 60.6030	Personnel:FICA(SS)&Medicare	Medicare withhold		27.85				
120 40.6030	Personnel:FICA(SS) & MediCare	Medicare withhold		137.83				
180 40.6030	Personnel:FICA(SS) & MediCare	Medicare withhold		16.71				
185 50.6030	Personnel:FICA(SS) & Medicare	Medicare withhold		63.45				
210 00.2015	Medicare Payable	Medicare withhold		944.27				16,146.25
000478	KTC AUTO CONSULTANT INC							
I-105222	UNIT: 44 OIL CHANGE	R	1/06/2021			061976	C	
110 50.6805	Maintenance:Vehicles	UNIT: 44 OIL CHANGE		54.90				
I-105347	UNIT: PW3 OIL CHANGE	R	1/06/2021			061976	C	
110 60.6805	Maintenance:Vehicles	UNIT: PW3 OIL CHANGE		37.95				
120 40.6805	Maintenance:Vehicles	UNIT: PW3 OIL CHANGE		37.95				
I-105353	UNT: 46 OIL CHANGE	R	1/06/2021			061976	C	
110 50.6805	Maintenance:Vehicles	UNT: 46 OIL CHANGE		54.90				185.70
1275	AT&T MOBILITY DATA CARDS							
I-X12272020	SERV: 11/20/2020-12/19/2020	R	1/06/2021			061977	C	
110 20.6510	Utilities:Telephone	SERV: 11/20/2020-12/		49.41				
110 40.6510	Utilities:Telephone	SERV: 11/20/2020-12/		24.70				
110 50.6510	Utilities:Telephone	SERV: 11/20/2020-12/		172.95				
110 55.6510	Utilities:Telephone	SERV: 11/20/2020-12/		74.10				
110 60.6510	Utilities:Telephone	SERV: 11/20/2020-12/		74.10				
120 40.6510	Utilities:Telephone	SERV: 11/20/2020-12/		98.84				
110 20.6520	Utilities:Mobile Data Termin	SERV: 11/20/2020-12/		38.25				
110 40.6520	Utilities:Mobile Data Termin	SERV: 11/20/2020-12/		19.12				
110 50.6520	Utilities:Mobile Data Termin	SERV: 11/20/2020-12/		363.37				
110 55.6520	Utilities:Mobile Data Termin	SERV: 11/20/2020-12/		19.13				
110 60.6520	Utilities:Mobile Data Termin	SERV: 11/20/2020-12/		57.36				

VENDOR I.D.	NAME	STATUS	CHECK DATE	AMOUNT	DISCOUNT	CHECK NO	CHECK STATUS	CHECK AMOUNT
1275	AT&T MOBILITY DATA CARCONT							
I-X12272020	SERV: 11/20/2020-12/19/2020	R	1/06/2021			061977	C	
120 40.6520	Utilities:Mobile Data Termin	SERV: 11/20/2020-12/		76.52				1,067.85
0156	CASCO INDUSTRIES INC.							
I-224733	(1) ADAPTER FOR AIR CYLINDERS	R	1/06/2021			061978	C	
110 55.6270	Mat/Supplies:Emergency Equip	(1) ADAPTER FOR AIR		470.52				470.52
000514	JOSEPH FLORES							
I-12/29/2020	REIMBURSE FUEL IN SQUAD 43	R	1/06/2021			061979	O	
110 55.6350	Mat/Supplies:Fuel	REIMBURSE FUEL IN UN		10.12				10.12
1922	GEXA ENERGY CORP							
I-32409028-4	GEXA: 11/25/2020-12/28/2020	R	1/06/2021			061980	C	
180 40.6500	Utilities:Electricity	GEXA: 11/25/2020-12/		155.93				
120 40.6500	Utilities:Electricity	GEXA: 11/25/2020-12/		1,031.04				
110 60.6500	Utilities:Electricity	GEXA: 11/25/2020-12/		1,171.00				
110 60.6500	Utilities:Electricity	GEXA: 11/25/2020-12/		159.55				
110 60.6500	Utilities:Electricity	GEXA: 11/24/2020-12/		27.72				
110 40.6500	Utilities:Electricity	GEXA: 11/25/2020-12/		830.49				
110 00.4451	Fees:Overhead Cost Recover-W/S	GEXA: 11/25/2020-12/		332.20	CR			
120 40.8006	W/S Overhead Cost Recovery Fee	GEXA: 11/25/2020-12/		332.20				
110 40.6500	Utilities:Electricity	GEXA: 11/25/2020-12/		19.57				
110 60.6500	Utilities:Electricity	GEXA: 11/25/2020-12/		9.15				
110 40.6500	Utilities:Electricity	GEXA: 11/25/2020-12/		8.62				
120 40.6500	Utilities:Electricity	GEXA: 11/25/2020-12/		18.61				
120 40.6500	Utilities:Electricity	GEXA: 11/25/2020-12/		144.40				
180 40.6500	Utilities:Electricity	GEXA: 11/25/2020-12/		8.18				
120 40.6500	Utilities:Electricity	GEXA: 11/21/2020-12/		8.43				
110 60.6500	Utilities:Electricity	GEXA: 11/25/2020-12/		59.37				
110 60.6500	Utilities:Electricity	GEXA: 11/25/2020-12/		773.96				4,426.02
1131	GRA-TEX UTILITIES, INC							
I-PAY REQUEST #1	TWIN SPRINGS/TWIN LAKES EROSIO	R	1/06/2021			061981	C	
143 40.9350	Capital Outlay: Street Project	TWIN SPRINGS/TWIN LA		14,141.00				14,141.00
2118	MHL ENTERPRISES, LLC							
I-ME20-10579	ADD (2) ELECTRIC DROPS FIREBAY	R	1/06/2021			061982	C	
110 40.6810	Maintenance:Bldg/Grounds/Park	ADD (2) ELECTRIC DRO		647.37				
110 00.4451	Fees:Overhead Cost Recover-W/S	ADD (2) ELECTRIC DRO		258.94	CR			
120 40.8006	W/S Overhead Cost Recovery Fee	ADD (2) ELECTRIC DRO		258.94				
I-ME20-10601	INSTALL DPS LIGHTS & FLOOD LIG	R	1/06/2021			061982	C	
110 40.6810	Maintenance:Bldg/Grounds/Park	INSTALL DPS LIGHTS &		843.32				
110 00.4451	Fees:Overhead Cost Recover-W/S	INSTALL DPS LIGHTS &		337.32	CR			
120 40.8006	W/S Overhead Cost Recovery Fee	INSTALL DPS LIGHTS &		337.32				1,490.69

VENDOR I.D.	NAME	STATUS	CHECK DATE	AMOUNT	DISCOUNT	CHECK NO	CHECK STATUS	CHECK AMOUNT
000311	INTERMEDIA.NET INC							
I-2101177020	SERV: 12/02/2020-1/1/2021	R	1/06/2021			061983	C	
110 40.6510	Utilities:Telephone		SERV: 12/02/2020-1/1	592.59				
110 00.4451	Fees:Overhead Cost Recover-W/SSERV: 12/02/2020-1/1			237.04CR				
120 40.8006	W/S Overhead Cost Recovery FeeSERV: 12/02/2020-1/1			237.04				592.59
000425	NATIONWIDE RETIREMENT SOLUTION							
I-NPR202101050964	457B-Nationwide	R	1/06/2021			061984	C	
210 00.2062	Nationwide Payable	457B-Nationwide		415.00				415.00
000394	NEW BENEFITS, LTD							
I-NB4400AY-890562	NEW BENEFITS: DEC 2020	R	1/06/2021			061985	C	
110 20.6047	Personnel:Employee Insurances	NEW BENEFITS: DEC 20		15.64				
110 30.6047	Personnel:Employee Insurances	NEW BENEFITS: DEC 20		8.43				
110 40.6047	Personnel:Employee Insurances	NEW BENEFITS: DEC 20		12.75				
110 50.6047	Personnel:Employee Health Ins	NEW BENEFITS: DEC 20		119.00				
110 55.6047	Personnel:Employee Health Ins	NEW BENEFITS: DEC 20		9.86				
110 60.6047	Personnel:Employee Health Ins	NEW BENEFITS: DEC 20		10.20				
120 40.6047	Personnel:Employee Health Ins	NEW BENEFITS: DEC 20		34.07				
180 40.6047	Personnel: Health Insurance	NEW BENEFITS: DEC 20		2.55				212.50
0094	PANTEGO UTILITIES SEWER							
I-12/23/2020	SERV: 11/16/2020-12/15/2020	R	1/06/2021			061986	C	
120 40.7615	Contractual:Sewer Treatment	SERV: 11/16/2020-12/		387.52				387.52
1451	PITNEY BOWES							
I-3312761703	PSTG METER LSE 11/1/20-1/31/21	R	1/06/2021			061987	C	
110 40.6245	Mat/Supplies: Postage	PSTG METER LSE 11/1/		178.80				
110 00.4451	Fees:Overhead Cost Recover-W/SPSTG METER LSE 11/1/			71.52CR				
120 40.8006	W/S Overhead Cost Recovery FeePSTG METER LSE 11/1/			71.52				178.80
0048	RDO EQUIPMENT COMPANY							
C-P5149519	CREDIT TOWARD P5076919	R	1/06/2021			061988	C	
120 40.6825	Maintenance:Equipment	CREDIT TOWARD P50769		238.35CR				
110 60.6825	Maintenance:Equipment	CREDIT TOWARD P50769		238.35CR				
I-P5076919	1,000 HR MAINTENANCE BACKHOE	R	1/06/2021			061988	C	
120 40.6825	Maintenance:Equipment	1,000 HR MAINTENANCE		1,250.00				
110 60.6825	Maintenance:Equipment	1,000 HR MAINTENANCE		1,250.00				2,023.30
0972	REYNOLDS ASPHALT & CONST CO							
I-100387	TWIN SPRINGS HOT MIX	R	1/06/2021			061989	C	
143 40.9350	Capital Outlay: Street ProjectTWIN SPRINGS HOT MIX			12,816.50				12,816.50

VENDOR I.D.	NAME	STATUS	CHECK DATE	AMOUNT	DISCOUNT	CHECK NO	CHECK STATUS	CHECK AMOUNT
000395	SHRED-IT USA LLC							
I-8181143597	SHRED-IT: DEC 2020	R	1/06/2021			061990	C	
110 40.7301	Contractual: Shred Service		SHRED-IT: DEC 2020	76.35				
110 00.4451	Fees:Overhead Cost Recover-W/SSHRED-IT: DEC 2020			30.53CR				
120 40.8006	W/S Overhead Cost Recovery FeesSHRED-IT: DEC 2020			30.53				76.35
000582	SOUTHSIDE BANCSHARES INC							
I-261447-JAN2021	LOAN #261447 JAN 2021 PYMT	R	1/06/2021			061991	C	
110 55.8087	Other:Capital Lease-Fire TruckLOAN #261447 JAN 202			51,825.13				
110 55.8088	Other:Cap Lease Fire Truck IntLOAN #261447 JAN 202			4,110.56				55,935.69
0176	T C PUBLIC HEALTH-N TX REGIONA							
I-34507	12/16/2020 WATER SAMPLES	R	1/06/2021			061992	C	
120 40.7655	Contractual:Water Testing		12/16/2020 WATER SAM	60.00				60.00
000575	TEXAS TRAFFIC & BARRICADE, LLC							
I-00002303	TWIN SPRINGS TRAFFIC SIGNS 12/	R	1/06/2021			061993	C	
143 40.9350	Capital Outlay: Street ProjectTWIN SPRINGS TRAFFIC			297.50				
I-00002328	TWIN SPRINGS TRAFFIC SIGNS 12/	R	1/06/2021			061993	C	
143 40.9350	Capital Outlay: Street ProjectTWIN SPRINGS TRAFFIC			297.50				595.00
000427	TML MULTISTATE INTERGOVERNMENT							
I-C832101A	TML: JAN 2021	R	1/06/2021			061994	C	
110 20.6047	Personnel:Employee Insurances		TML: JAN 2021	635.11				
110 30.6047	Personnel:Employee Insurances		TML: JAN 2021	629.06				
110 40.6047	Personnel:Employee Insurances		TML: JAN 2021	955.01				
110 50.6047	Personnel:Employee Health Ins		TML: JAN 2021	9,767.43				
110 60.6047	Personnel:Employee Health Ins		TML: JAN 2021	842.89				
120 40.6047	Personnel:Employee Health Ins		TML: JAN 2021	3,062.59				
180 40.6047	Personnel: Health Insurance		TML: JAN 2021	622.64				
210 00.2060	Medical Insurance Payable		TML: JAN 2021	4,757.18				
210 00.2063	Insurance Payable-FSA		TML: JAN 2021	595.84				
210 00.2061	Insurance Payable - HSA		TML: JAN 2021	919.54				
110 20.6048	Personnel:HSA/HRA		TML: JAN 2021	70.74				
110 30.6048	Personnel:HSA/HRA		TML: JAN 2021	70.70				
110 40.6048	Personnel:HSA/HRA		TML: JAN 2021	213.58				
110 50.6048	Personnel:HSA/HRA		TML: JAN 2021	841.40				
110 55.6048	Personnel:HSA/HRA		TML: JAN 2021	22.10				
110 60.6048	Personnel:HSA/HRA		TML: JAN 2021	69.83				
120 40.6048	Personnel:HSA/HRA		TML: JAN 2021	398.60				
180 40.6048	Personnel:HSA/HRA		TML: JAN 2021	42.39				
110 40.6047	Personnel:Employee Insurances		TML: JAN 2021	143.00CR				
210 00.2063	Insurance Payable-FSA		TML: JAN 2021	4.16CR				
210 00.2063	Insurance Payable-FSA		TML: JAN 2021	0.01CR				
110 55.6047	Personnel:Employee Health Ins		TML: JAN 2021	385.11				24,754.57

VENDOR I.D.	NAME	STATUS	CHECK DATE	AMOUNT	DISCOUNT	CHECK NO	CHECK STATUS	CHECK AMOUNT
000276	TAYLOR OLSON ADKINS SRALLA & E							
I-STMT #60	TOASE: DEC 2020 13.75HRS	R	1/06/2021			061995	C	
110 30.7015	Consultants:Legal-Regular	TOASE: DEC 2020	0.50	107.50				
110 40.7015	Consultants:Legal-Regular	TOASE: DEC 2020	9.00	1,931.25				
110 50.7015	Consultants:Legal-Regular	TOASE: DEC 2020	1.25	250.00				
142 00.6602	City Hall	TOASE: DEC 2020	0.75	161.25				
143 40.9350	Capital Outlay: Street Project	TOASE: DEC 2020	1.75	376.25				
120 40.7015	Consultants:Legal-Regular	TOASE: DEC 2020	0.50	107.50				2,933.75
000488	TOPOGRAPHIC LAND SURVEYORS CO							
I-351522	DEC 2020 CITY HALL/CDBG/REPLAT	R	1/06/2021			061996	C	
110 40.7045	Consultants-Engineer-Platting	DEC 2020 CITY HALL/C		175.00				
110 60.7030	Consultants:Engineer-Regular	DEC 2020 CITY HALL/C		350.00				
140 00.6605	CDBG Projects	DEC 2020 CITY HALL/C		525.00				
142 00.6602	City Hall	DEC 2020 CITY HALL/C		175.00				1,225.00
000183	TRANSUNION RISK & ALTERNATIVE							
I-01/01/2021	SERV: DEC 2020	R	1/06/2021			061997	C	
110 30.7300	Contractual:Computer System	SERV: DEC 2020		50.00				50.00
00068	TYLER TECHNOLOGIES - INCODE							
I-025-312169	12/1/20-11/30/21 ANNUAL MAINTENANCE	R	1/06/2021			061998	C	
110 40.7300	Contractual:Computer System	12/1/20-11/30/21 POS		615.86				
110 00.4451	Fees:Overhead Cost Recover-W/S	12/1/20-11/30/21 POS		246.34CR				
120 40.8006	W/S Overhead Cost Recovery Fee	12/1/20-11/30/21 POS		246.34				
118 30.7300	Contractual: Computer System	12/1/20-11/30/21 COU		1,200.00				
120 40.7300	Contractual:Computer System	12/1/20-11/30/21 WAT		576.00				
120 40.7300	Contractual:Computer System	12/1/20-11/30/21 TCM		2,015.32				
110 20.7300	Contractual:Computer System	12/1/20-11/30/21 A/R		556.82				
110 40.7300	Contractual:Computer System	12/1/20-11/30/21 FIX		361.18				
110 00.4451	Fees:Overhead Cost Recover-W/S	12/1/20-11/30/21 FIX		144.47CR				
120 40.8006	W/S Overhead Cost Recovery Fee	12/1/20-11/30/21 FIX		144.47				
110 50.7300	Contractual:Computer System	12/1/20-11/30/21 CT/		1,515.94				
118 30.7300	Contractual: Computer System	12/1/20-11/30/21 DAL		2,814.21				
118 30.7300	Contractual: Computer System	12/1/20-11/30/21 CRI		2,352.29				
118 30.7300	Contractual: Computer System	12/1/20-11/30/21 CIT		1,709.81				
110 40.7300	Contractual:Computer System	12/1/20-11/30/21 COR		3,095.49				
110 00.4451	Fees:Overhead Cost Recover-W/S	12/1/20-11/30/21 COR		1,238.20CR				
120 40.8006	W/S Overhead Cost Recovery Fee	12/1/20-11/30/21 COR		1,238.20				
120 40.7300	Contractual:Computer System	12/1/20-11/30/21 FOR		526.72				
120 40.7300	Contractual:Computer System	12/1/20-11/30/21 ENH		350.76				
110 40.7300	Contractual:Computer System	12/1/20-11/30/21 TOP		647.12				
110 00.4451	Fees:Overhead Cost Recover-W/S	12/1/20-11/30/21 TOP		258.85CR				
120 40.8006	W/S Overhead Cost Recovery Fee	12/1/20-11/30/21 TOP		258.85				
120 40.7300	Contractual:Computer System	12/1/20-11/30/21 UTI		3,058.45				
110 20.7300	Contractual:Computer System	12/1/20-11/30/21 CEN		188.23				
110 30.7300	Contractual:Computer System	12/1/20-11/30/21 CEN		376.46				
120 40.7300	Contractual:Computer System	12/1/20-11/30/21 CEN		376.46				

VENDOR SET: 01 City of Dalworthington
 BANK: POOL POOLED CASH - CHECKING
 DATE RANGE: 1/01/2021 THRU 1/31/2021

VENDOR I.D.	NAME	STATUS	CHECK DATE	AMOUNT	DISCOUNT	CHECK NO	CHECK STATUS	CHECK AMOUNT
0068	TYLER TECHNOLOGIES - ICONT							
I-025-312169	12/1/20-11/30/21 ANNUAL MAINTENANCE	R	1/06/2021			061998	C	
110 40.7300	Contractual:Computer System		12/1/20-11/30/21	1,633.41				
110 00.4451	Fees:Overhead Cost Recover-W/S		12/1/20-11/30/21	653.36	CR			
120 40.8006	W/S Overhead Cost Recovery Fee		12/1/20-11/30/21	653.36				
110 20.7300	Contractual:Computer System		12/1/20-11/30/21	955.04	BLD			
110 30.7300	Contractual:Computer System		12/1/20-11/30/21	1,477.13	TCM			
I-025-320201	NOTIFICATION CALLS 10/1-12/31/	R	1/06/2021			061998	C	
110 30.7226	Contractual:Notification Fees		NOTIFICATION CALLS	72.80	1			
120 40.7226	Contractual: Call Notification		NOTIFICATION CALLS	11.00	1			
120 40.7226	Contractual: Call Notification		NOTIFICATION CALLS	2.30	1			26,488.80
000318	VISUAL IMPACT SPECIALTIES							
I-1015976	(1)MED & (1)2XL JOB SHIRTS-DH,	R	1/06/2021			061999	C	
110 55.6300	Mat/Supplies:Uniform		(1)MED & (1)2XL JOB	108.00				108.00
2072	AFLAC							
I-101291	AFLAC: JAN 2021	R	1/21/2021			062000	O	
210 00.2059	Aflac Insurance Payable		AFLAC: JAN 2021	937.26				937.26
000478	KTC AUTO CONSULTANT INC							
I-105444	BRUSH 43: REPLACED BATTERY	R	1/21/2021			062001	O	
110 55.6805	Maintenance:Vehicles		BRUSH 43: REPLACED B	158.90				
I-105599	UNIT:43 BRAKES & WHL ALIGNMENT	R	1/21/2021			062001	O	
110 55.6805	Maintenance:Vehicles		UNIT:43 BRAKES & WHL	802.70				
I-105600	UNIT: PW1 OIL CHANGE	R	1/21/2021			062001	O	
110 60.6805	Maintenance:Vehicles		UNIT: PW1 OIL CHANGE	37.95				
120 40.6805	Maintenance:Vehicles		UNIT: PW1 OIL CHANGE	37.95				1,037.50
0076	ARL DISPOSAL SERVICES							
I-01/15/2021	SERV: 12/16/2020-1/12/2021	R	1/21/2021			062002	O	
120 40.7600	Contractual:Refuse Collectio		SERV: 12/16/2020-1/1	13,382.94				13,382.94
000357	CITY OF ARLINGTON							
I-MS3610	JAN 2021 ARL AIR TIME	R	1/21/2021			062003	O	
110 50.7310	Contractual:Arlington Air Time		JAN 2021 ARL AIR TIM	588.00				
110 55.7310	Contractual:Arlington Air Time		JAN 2021 ARL AIR TIM	588.00				1,176.00
0103	ATMOS ENERGY							
I-01/14/2021	SERV: 12/16/2020-1/14/2021	R	1/21/2021			062004	O	
110 40.6505	Utilities:Gas		SERV: 12/16/2020-1/1	408.29				
110 00.4451	Fees:Overhead Cost Recover-W/S		SERV: 12/16/2020-1/1	163.32	CR			
120 40.8006	W/S Overhead Cost Recovery Fee		SERV: 12/16/2020-1/1	163.32				408.29

VENDOR I.D.	NAME	STATUS	CHECK DATE	AMOUNT	DISCOUNT	CHECK NO	CHECK STATUS	CHECK AMOUNT
000067	BIRD'S COPIES LLC							
I-46437	(5,000) WINDOW ENVELOPES	R	1/21/2021			062005	O	
110 40.6215	Mat/Supplies:Office Supplies (5,000) WINDOW ENVEL			345.00				
110 00.4451	Fees:Overhead Cost Recover-W/S(5,000) WINDOW ENVEL			138.00CR				
120 40.8006	W/S Overhead Cost Recovery Fee(5,000) WINDOW ENVEL			138.00				
I-46453	(952) JAN NEWSLETTER/WTR BILLS	R	1/21/2021			062005	O	
110 40.6240	Mat/Supplies: Printing (952) JAN NEWSLETTER			218.96				
120 40.6240	Mat/Supplies: Printing (952) JAN NEWSLETTER			85.68				
120 40.6240	Mat/Supplies: Printing (952) JAN NEWSLETTER			225.00				
120 40.6245	Mat/Supplies: Postage (952) JAN NEWSLETTER			437.92				
120 40.6240	Mat/Supplies: Printing (952) JAN NEWSLETTER			72.72				1,385.28
0128	LAW OFFICE OF CRAIG A. BISHOP,							
I-11715	BISHOP: DEC 2020 5.70 HOURS	R	1/21/2021			062006	O	
110 30.7010	Consultants:City Prosecutor BISHOP: DEC 2020 5.7			712.50				712.50
1484	BOUND TREE MEDICAL, LLC							
I-83915148	(11) BOXES NITRILE GLOVES-M,L,	R	1/21/2021			062007	O	
110 55.6250	Mat/Supplies: FF Supplies (11) BOXES NITRILE G			218.97				218.97
000108	BROOKSWATSON & COMPANY							
I-DWG.01.08.21	09/30/2020 AUDIT	R	1/21/2021			062008	O	
110 40.7025	Consultants:Auditor 09/30/2020 AUDIT			4,250.00				
120 40.7025	Consultants: Auditor 09/30/2020 AUDIT			4,250.00				8,500.00
000523	CANON SOLUTIONS AMERICA INC							
I-26058735	CANON: JAN 2021 & COPIES DEC20	R	1/21/2021			062009	O	
110 40.7305	Contractual:Copy Machine CANON: JAN 2021 & CO			705.90				
110 00.4451	Fees:Overhead Cost Recover-W/SCANON: JAN 2021 & CO			282.36CR				
120 40.8006	W/S Overhead Cost Recovery FeeCANON: JAN 2021 & CO			282.36				705.90
000088	CLEAT							
I-CLE202101050964	cleat dues	R	1/21/2021			062010	O	
210 00.2053	CLEAT Payable cleat dues			105.00				
I-CLE202101190965	cleat dues	R	1/21/2021			062010	O	
210 00.2053	CLEAT Payable cleat dues			105.00				210.00
000032	CMJ ENGINEERING, INC.							
I-20-12-000012	EARTHWORK INSPECTION/FLD TESTI	R	1/21/2021			062011	O	
142 00.6602	City Hall EARTHWORK INSPECTION			1,589.50				1,589.50
1220	COMMERCIAL RECORDER							
I-CL46484	ORDINANCE 2020-12	R	1/21/2021			062012	O	
110 40.6205	Mat/Supplies: Legal Notices ORDINANCE 2020-12			17.20				17.20

VENDOR I.D.	NAME	STATUS	CHECK DATE	AMOUNT	DISCOUNT	CHECK NO	CHECK STATUS	CHECK AMOUNT
0082	CROSSPOINT COMMUNICATIONS							
I-1033383	REPLACED ADP/AES, DISPLAY & DU	R	1/21/2021			062013	O	
110 50.6270	Mat/Supplies:Emergency Equip	REPLACED ADP/AES, DI		300.00				
110 55.6270	Mat/Supplies:Emergency Equip	REPLACED ADP/AES, DI		300.00				600.00
000256	DATAMAX INC.							
I-Q-06395-TAR-PT20	CANON: 2020 PP TAXES THRU 7/20	R	1/21/2021			062014	O	
110 40.7305	Contractual:Copy Machine	CANON: 2020 PP TAXES		122.22				
110 00.4451	Fees:Overhead Cost Recover-W/SCANON: 2020 PP TAXES			48.88CR				
120 40.8006	W/S Overhead Cost Recovery FeeCANON: 2020 PP TAXES			48.88				122.22
000282	DIR DEPT of INFO RESOURCES							
I-21121467N	DEC 2020 T1 LINE FOR DPS RADIO	R	1/21/2021			062015	O	
110 50.8072	Other:Radio T1 Line	DEC 2020 T1 LINE FOR		169.28				
110 55.8072	Other:Radio T1 Line	DEC 2020 T1 LINE FOR		169.28				338.56
000498	TURNOUT TOPCO, LLC							
I-INV202022390	EMERGENCY RPTG 2/1/21-1/31/22	R	1/21/2021			062016	O	
110 20.7300	Contractual:Computer System	EMERGENCY RPTG 2/1/2		1,867.50				
110 55.7300	Contractual:Computer System	EMERGENCY RPTG 2/1/2		1,867.50				3,735.00
0418	ESRI							
I-93968485	(2) ONLINE FIELD WORKER;(1) ON	R	1/21/2021			062017	O	
110 50.7300	Contractual:Computer System	(2) ONLINE FIELD WOR		55.70				
120 40.7300	Contractual:Computer System	(2) ONLINE FIELD WOR		55.70				
110 50.7300	Contractual:Computer System	(2) ONLINE FIELD WOR		15.96				127.36
0034	FEDEX							
I-7-238-16307	FEDEX: BANTEC AP CHECK	R	1/21/2021			062018	O	
110 40.6245	Mat/Supplies: Postage	FEDEX: BANTEC AP CHE		8.14				
I-7-245-19131	FEDEX: AP CHK SOUTHSIDE BANK	R	1/21/2021			062018	O	
110 40.6245	Mat/Supplies: Postage	FEDEX: AP CHK SOUTH		6.49				14.63
0061	FERGUSON ENTERPRISES, INC.							
I-1157793	(1) NEW METER CITY HALL PROJEC	R	1/21/2021			062019	O	
142 00.6602	City Hall	(1) NEW METER CITY H		755.00				755.00
0706	GOT YOU COVERED							
I-INV1186	(1)SHIRT;(1)VEST COVER-T.CASON	R	1/21/2021			062020	O	
110 50.6300	Mat/Supplies:Uniforms	(1)SHIRT;(1)VEST COV		133.73				
I-INV1187	(1)SHIRT;(2)PANTS;(1)NAMETAG-T	R	1/21/2021			062020	O	
110 50.6300	Mat/Supplies:Uniforms	(1)SHIRT;(2)PANTS;(1		236.07				
I-INV1365	(50) MOURNING BANDS BLUE LINE	R	1/21/2021			062020	O	
110 50.6300	Mat/Supplies:Uniforms	(50) MOURNING BANDS		84.57				
I-INV1730	M.BASS (3) COAT PATCHES	R	1/21/2021			062020	O	
110 50.6300	Mat/Supplies:Uniforms	M.BASS (3) COAT PATC		79.50				
I-INV1975	(60) BLAUER FACEMASKS	R	1/21/2021			062020	O	
110 50.6300	Mat/Supplies:Uniforms	(60) BLAUER FACEMASK		287.52				
I-INV2221	(1) EMT PATCH-T.CASON	R	1/21/2021			062020	O	

VENDOR I.D.	NAME	STATUS	CHECK DATE	AMOUNT	DISCOUNT	CHECK NO	CHECK STATUS	CHECK AMOUNT
0706	GOT YOU COVERED	CONT						
I-INV2221	(1) EMT PATCH-T.CASON	R	1/21/2021			062020	O	
110 50.6300	Mat/Supplies:Uniforms	(1)	EMT PATCH-T.CASO	3.19				
I-INV2222	(1) EMT PATCH-T.CASON	R	1/21/2021			062020	O	
110 50.6300	Mat/Supplies:Uniforms	(1)	EMT PATCH-T.CASO	3.19				
I-INV3038	(1) BLAUER ARMORSKIN-J.ROTERT	R	1/21/2021			062020	O	
110 50.6300	Mat/Supplies:Uniforms	(1)	BLAUER ARMORSKIN	75.99				903.76
000490	HHW SOLUTIONS							
I-2248	(865) DEC 2020 HHW COLLECTIONS	R	1/21/2021			062021	O	
120 40.7601	Contractual:Hazardous Wst Coll(865) DEC 2020 HHW C			769.85				769.85
000580	HOLOSUN TECHNOLOGIES INC							
I-12/15/2020	(20) GUN SIGHTS	R	1/21/2021			062022	O	
208 50.6270	Mat/Supplies:Emergency Equip	(20)	GUN SIGHTS	2,626.90				
110 50.6270	Mat/Supplies:Emergency Equip	(20)	GUN SIGHTS	1,702.30				4,329.20
000033	LANDTEC ENGINEERS, LLC							
I-20-11959	TWIN SPRINGS/TWIN LAKES TESTIN	R	1/21/2021			062023	O	
143 40.9350	Capital Outlay: Street ProjectTWIN SPRINGS/TWIN LA			5,410.00				5,410.00
000544	LOGIX HOLDING COMPANY, LLC							
I-355838	SERV: 12/15/2020-01/14/2021	R	1/21/2021			062024	O	
110 40.6510	Utilities:Telephone	SERV: 12/15/2020-01/		90.26				
110 00.4451	Fees:Overhead Cost Recover-W/SSERV: 12/15/2020-01/			36.10CR				
120 40.8006	W/S Overhead Cost Recovery FeeSERV: 12/15/2020-01/			36.10				90.26
0017	MARTIN LOCKSMITH, INC.							
I-176354	REPAIR CELL 4 & JAIL LOBBY DOO	R	1/21/2021			062025	O	
110 40.6810	Maintenance:Bldg/Grounds/Park REPAIR CELL 4 & JAIL			388.00				
110 00.4451	Fees:Overhead Cost Recover-W/SREPAIR CELL 4 & JAIL			155.20CR				
120 40.8006	W/S Overhead Cost Recovery FeeREPAIR CELL 4 & JAIL			155.20				388.00
000584	MAX FIRE TRAINING, INC							
I-0000612	1/2 DEPOSIT MAX FIRE EDUCATION	R	1/21/2021			062026	O	
110 55.6270	Mat/Supplies:Emergency Equip 1/2 DEPOSIT MAX FIRE			2,425.00				2,425.00
000174	MOTOROLA SOLUTIONS CREDIT CO							
I-8230307731	FEB 2021 RADIO MAINTENANCE	R	1/21/2021			062027	O	
110 50.7320	Contractual:Comm Radio	FEB 2021 RADIO MAINT		823.38				
110 55.7320	Contractual:Comm Radio	FEB 2021 RADIO MAINT		823.37				1,646.75
000425	NATIONWIDE RETIREMENT SOLUTION							
I-NPR202101190965	457B-Nationwide Pre-Tax	R	1/21/2021			062028	O	
210 00.2062	Nationwide Payable	457B-Nationwide Pre-		1,015.00				
I-NRO202101190965	Nationwide-457(b) Roth	R	1/21/2021			062028	O	
210 00.2062	Nationwide Payable	Nationwide-457(b) Ro		200.00				1,215.00

VENDOR SET: 01 City of Dalworthington
 BANK: POOL POOLED CASH - CHECKING
 DATE RANGE: 1/01/2021 THRU 1/31/2021

VENDOR I.D.	NAME	STATUS	CHECK DATE	AMOUNT	DISCOUNT	CHECK NO	CHECK STATUS	CHECK AMOUNT
0218	OFFICE DEPOT							
I-146757941001	1099-MISC & 1099-NEC FORMS	R	1/21/2021			062029	O	
110 40.6215	Mat/Supplies:Office Supplies			39.78				
110 00.4451	Fees:Overhead Cost Recover-W/S1099-MISC & 1099-NEC			15.91CR				
120 40.8006	W/S Overhead Cost Recovery Fee1099-MISC & 1099-NEC			15.91				
I-146758905001	2020 W-2 FORMS & ENVELOPES	R	1/21/2021			062029	O	
110 40.6215	Mat/Supplies:Office Supplies			51.98				
110 00.4451	Fees:Overhead Cost Recover-W/S2020 W-2 FORMS & ENV			20.79CR				
120 40.8006	W/S Overhead Cost Recovery Fee2020 W-2 FORMS & ENV			20.79				91.76
1075	OMNIBASE SERVICES OF TEXAS,LP							
I-420-107220	4Th QTR FEES (OCT-DEC) 2020	R	1/21/2021			062030	O	
205 00.2330	OMNI Admin Fees			677.72				677.72
000585	AMERICAN UNITED LIFE INSURANCE							
I-01/21/2021	ONE AMERICA: JAN 2021	R	1/21/2021			062031	O	
110 20.6049	Personnel:ER-ShortTerm Disab			22.13				
110 30.6049	Personnel:ER-Short Term Disab			10.70				
110 40.6049	Personnel:ER-ShortTerm Disab			17.61				
110 50.6049	Personnel:ER ShortTerm Disab			183.88				
110 55.6049	Personnel:ER ShortTerm Disab			13.80				
110 60.6049	Personnel:ER-ShortTerm Disab			11.02				
120 40.6049	Personnel:ER Short Term Disab			45.64				
180 40.6049	Personnel:ER Short Term Disab			4.19				
110 20.6046	Personnel:ER-Long Term Disab			29.31				
110 30.6046	Personnel:ER-Long Term Disab			13.34				
110 40.6046	Personnel:ER-LongTerm Disab			26.98				
110 50.6046	Personnel:ER LongTerm Disab			230.38				
110 55.6046	Personnel:ER Long Term Disab			16.62				
110 60.6046	Personnel:ER-LongTerm Disab			12.82				
120 40.6046	Personnel:ER Long Term Disab			60.52				
180 40.6046	Personnel:ER-LongTerm Disab			4.88				
110 20.6042	Personnel:ER-Life/AD&D Ins			4.14				
110 30.6042	Personnel:ER-Life/AD&D Ins			2.22				
110 40.6042	Personnel:ER-Life/AD&D Ins			3.39				
110 50.6042	Personnel:ER-Life/AD&D Ins			35.55				
110 55.6042	Personnel:ER-Life/AD&D Ins			3.06				
110 60.6042	Personnel:ER-Life/AD&D Ins			2.25				
120 40.6042	Personnel:ER-Life/AD&D Ins			9.24				
180 40.6042	Personnel:ER-Life/AD&D Ins			0.90				
210 00.2058	Vol LLife/AD&D Ins Payable			225.59				
I-02/01/2021	ONE AMERICA: FEB 2021	R	1/21/2021			062031	O	
110 20.6049	Personnel:ER-ShortTerm Disab			22.13				
110 30.6049	Personnel:ER-Short Term Disab			10.70				
110 40.6049	Personnel:ER-ShortTerm Disab			17.61				
110 50.6049	Personnel:ER ShortTerm Disab			183.88				
110 55.6049	Personnel:ER ShortTerm Disab			13.80				
110 60.6049	Personnel:ER-ShortTerm Disab			11.02				

VENDOR I.D.	NAME	STATUS	CHECK DATE	AMOUNT	DISCOUNT	CHECK NO	CHECK STATUS	CHECK AMOUNT
000585	AMERICAN UNITED LIFE ICONT							
I-02/01/2021	ONE AMERICA: FEB 2021	R	1/21/2021			062031	O	
120 40.6049	Personnel:ER Short Term Disab	ONE AMERICA: FEB 202		45.64				
180 40.6049	Personnel:ER Short Term Disab	ONE AMERICA: FEB 202		4.19				
110 20.6046	Personnel:ER-Long Term Disab	ONE AMERICA: FEB 202		29.31				
110 30.6046	Personnel:ER-Long Term Disab	ONE AMERICA: FEB 202		13.34				
110 40.6046	Personnel:ER-LongTerm Disab	ONE AMERICA: FEB 202		26.98				
110 50.6046	Personnel:ER LongTerm Disab	ONE AMERICA: FEB 202		230.38				
110 55.6046	Personnel:ER Long Term Disab	ONE AMERICA: FEB 202		16.62				
110 60.6046	Personnel:ER-LongTerm Disab	ONE AMERICA: FEB 202		12.82				
120 40.6046	Personnel:ER Long Term Disab	ONE AMERICA: FEB 202		60.52				
180 40.6046	Personnel:ER-LongTerm Disab	ONE AMERICA: FEB 202		4.88				
110 20.6042	Personnel:ER-Life/AD&D Ins	ONE AMERICA: FEB 202		4.14				
110 30.6042	Personnel:ER-Life/AD&D Ins	ONE AMERICA: FEB 202		2.22				
110 40.6042	Personnel:ER-Life/AD&D Ins	ONE AMERICA: FEB 202		3.39				
110 50.6042	Personnel:ER-Life/AD&D Ins	ONE AMERICA: FEB 202		35.55				
110 55.6042	Personnel:ER-Life/AD&D Ins	ONE AMERICA: FEB 202		3.06				
110 60.6042	Personnel:ER-Life/AD&D Ins	ONE AMERICA: FEB 202		2.25				
120 40.6042	Personnel:ER-Life/AD&D Ins	ONE AMERICA: FEB 202		9.24				
180 40.6042	Personnel:ER-Life/AD&D Ins	ONE AMERICA: FEB 202		0.90				
210 00.2058	Vol LIfe/AD&D Ins Payable	ONE AMERICA: FEB 202		225.59				1,980.32
0172	PITNEY BOWES INC							
I-1017141730	(1) MOISTENER BRUSH PSTG METER	R	1/21/2021			062032	O	
110 40.6245	Mat/Supplies: Postage	(1) MOISTENER BRUSH		17.95				
110 00.4451	Fees:Overhead Cost Recover-W/S	(1) MOISTENER BRUSH		7.18CR				
120 40.8006	W/S Overhead Cost Recovery Fee	(1) MOISTENER BRUSH		7.18				17.95
0966	PRECISION AUTO BODY							
I-01/19/2021	UNIT: 48 GLUE MOUNT CAMERA	R	1/21/2021			062033	O	
110 50.6805	Maintenance:Vehicles	UNIT: 48 GLUE MOUNT		25.00				25.00
0477	RED WING SHOE STORES							
I-1893739	(3)WORK BOOTS-MD, DF, BD	R	1/21/2021			062034	O	
180 40.6300	Mat/Supplies: Uniforms	(3)WORK BOOTS-B.DAVI		169.99				
120 40.6300	Mat/Supplies: Uniforms	(3)WORK BOOTS-M.DAY/		169.99				
180 40.6300	Mat/Supplies: Uniforms	(3)WORK BOOTS-M.DAY/		169.99				509.97
0972	REYNOLDS ASPHALT & CONST CO							
I-100632	TWIN SPRINGS HOT MIX	R	1/21/2021			062035	O	
143 40.9350	Capital Outlay: Street Project	TWIN SPRINGS HOT MIX		22,418.67				22,418.67
0222	SA-SO							
I-S21-0057	(10) 4 WAY BRACKETS FOR SIGNS	R	1/21/2021			062036	O	
110 60.6840	Maintenance:Traffic Control	(10) 4 WAY BRACKETS		79.50				79.50

VENDOR I.D.	NAME	STATUS	CHECK DATE	AMOUNT	DISCOUNT	CHECK NO	CHECK STATUS	CHECK AMOUNT
0372	T C TAX ASSESSOR COLLECTOR							
I-01/31/2021	TAX YEAR 2020 APPRAISAL SVCS	R	1/21/2021			062037	O	
110 40.7200	Contractual:Tax Collection	TAX YEAR 2020 APPRAI		6,231.82				6,231.82
000575	TEXAS TRAFFIC & BARRICADE, LLC							
I-00002403	TWIN SPRINGS TRAFFIC SIGNS 1/4	R	1/21/2021			062038	O	
143 40.9350	Capital Outlay: Street Project	TWIN SPRINGS TRAFFIC		297.50				
I-00002455	TWIN SPRINGS TRAFFIC SIGNS 1/1	R	1/21/2021			062038	O	
143 40.9350	Capital Outlay: Street Project	TWIN SPRINGS TRAFFIC		212.50				510.00
1861	TIME WARNER CABLE ENTERPRISES							
I-0005302010121	CABLE: JAN 2021	R	1/21/2021			062039	O	
110 50.6525	Utilities:Cable	CABLE: JAN 2021		35.15				
110 55.6525	Utilities:Cable	CABLE: JAN 2021		35.15				70.30
1005	TIMECLOCK PLUS							
I-564594	ANNUAL RENEWAL 1/7/21-1/6/22	R	1/21/2021			062040	O	
110 40.7300	Contractual:Computer System	ANNUAL RENEWAL 1/7/2		1,320.00				
110 00.4451	Fees:Overhead Cost Recover-W/S	ANNUAL RENEWAL 1/7/2		528.00CR				
120 40.8006	W/S Overhead Cost Recovery Fee	ANNUAL RENEWAL 1/7/2		528.00				1,320.00
1243	TML INTERGOVERNMENTAL P/L							
I-01/01/2021	FY 20/21 2ND QTRLY STATEMENT	R	1/21/2021			062041	O	
110 20.7505	Contractual:Liability Insuranc	FY 20/21 2ND QTRLY S		296.50				
110 40.7505	Contractual:Liability Insur	FY 20/21 2ND QTRLY S		2,902.50				
110 50.7505	Contractual:Liability Insur	FY 20/21 2ND QTRLY S		4,733.75				
110 55.7505	Contractual:Liability Insur	FY 20/21 2ND QTRLY S		635.00				
110 60.7505	Contractual:Liability Insur	FY 20/21 2ND QTRLY S		418.66				
120 40.7505	Contractual:Liability Insur	FY 20/21 2ND QTRLY S		774.34				
180 40.7505	Contractual:Liability Insur	FY 20/21 2ND QTRLY S		45.50				
110 00.4451	Fees:Overhead Cost Recover-W/S	FY 20/21 2ND QTRLY S		1,155.80CR				
120 40.8006	W/S Overhead Cost Recovery Fee	FY 20/21 2ND QTRLY S		1,155.80				
110 20.7510	Contractual:Worker's Compensat	FY 20/21 2ND QTRLY S		69.00				
110 40.7510	Contractual:Worker's Compensat	FY 20/21 2ND QTRLY S		408.50				
110 50.7510	Contractual:Worker's Compens	FY 20/21 2ND QTRLY S		6,009.75				
110 55.7510	Contractual:Worker's Compens	FY 20/21 2ND QTRLY S		569.50				
110 60.7510	Contractual:Worker's Compens	FY 20/21 2ND QTRLY S		185.44				
120 40.7510	Contractual:Worker's Compens	FY 20/21 2ND QTRLY S		370.87				
180 40.7510	Contractual:Worker's Compensat	FY 20/21 2ND QTRLY S		185.44				
110 00.4451	Fees:Overhead Cost Recover-W/S	FY 20/21 2ND QTRLY S		161.00CR				
120 40.8006	W/S Overhead Cost Recovery Fee	FY 20/21 2ND QTRLY S		161.00				
110 55.7505	Contractual:Liability Insur	FY 20/21 2ND QTRLY S		3,407.00				21,011.75

VENDOR I.D.	NAME	STATUS	CHECK DATE	AMOUNT	DISCOUNT	CHECK NO	CHECK STATUS	CHECK AMOUNT
000427	TML MULTISTATE INTERGOVERNMENT							
I-C832102A	TML: FEB 2021	R	1/21/2021			062042	O	
110 20.6047	Personnel:Employee Insurances	TML: FEB 2021		635.11				
110 30.6047	Personnel:Employee Insurances	TML: FEB 2021		629.06				
110 40.6047	Personnel:Employee Insurances	TML: FEB 2021		955.01				
110 50.6047	Personnel:Employee Health Ins	TML: FEB 2021		9,767.43				
110 55.6047	Personnel:Employee Health Ins	TML: FEB 2021		385.11				
110 60.6047	Personnel:Employee Health Ins	TML: FEB 2021		952.73				
120 40.6047	Personnel:Employee Health Ins	TML: FEB 2021		3,172.44				
180 40.6047	Personnel: Health Insurance	TML: FEB 2021		402.95				
210 00.2060	Medical Insurance Payable	TML: FEB 2021		4,757.18				
210 00.2063	Insurance Payable-FSA	TML: FEB 2021		595.84				
210 00.2061	Insurance Payable - HSA	TML: FEB 2021		919.54				
110 20.6048	Personnel:HSA/HRA	TML: FEB 2021		70.74				
110 30.6048	Personnel:HSA/HRA	TML: FEB 2021		70.70				
110 40.6048	Personnel:HSA/HRA	TML: FEB 2021		213.58				
110 50.6048	Personnel:HSA/HRA	TML: FEB 2021		841.40				
110 55.6048	Personnel:HSA/HRA	TML: FEB 2021		22.10				
110 60.6048	Personnel:HSA/HRA	TML: FEB 2021		76.47				
120 40.6048	Personnel:HSA/HRA	TML: FEB 2021		405.26				
180 40.6048	Personnel:HSA/HRA	TML: FEB 2021		29.09				
110 40.6047	Personnel:Employee Insurances	TML: FEB 2021		143.00CR				
210 00.2063	Insurance Payable-FSA	TML: FEB 2021		4.16				
210 00.2063	Insurance Payable-FSA	TML: FEB 2021		0.01CR				24,762.89
1357	TMRS							
I-PEN202101050964	TMRS Pension	R	1/21/2021			062043	O	
110 20.6045	Personnel:TMRS	TMRS Pension		990.53				
110 30.6045	Personnel:TMRS	TMRS Pension		520.92				
110 40.6045	Personnel:TMRS	TMRS Pension		1,024.42				
110 50.6045	Personnel:TMRS	TMRS Pension		9,093.18				
110 55.6045	Personnel:TMRS	TMRS Pension		1,343.48				
110 60.6045	Personnel:TMRS	TMRS Pension		486.21				
120 40.6045	Personnel:TMRS	TMRS Pension		2,407.38				
180 40.6045	Personnel:TMRS	TMRS Pension		256.45				
110 50.6045	Personnel:TMRS	TMRS Pension		1,342.71				
210 00.2033	Tx Municipal Retirement System	TMRS Pension		5,231.37				
I-PEN202101190965	TMRS Pension	R	1/21/2021			062043	O	
110 20.6045	Personnel:TMRS	TMRS Pension		990.53				
110 30.6045	Personnel:TMRS	TMRS Pension		520.92				
110 40.6045	Personnel:TMRS	TMRS Pension		1,017.85				
110 50.6045	Personnel:TMRS	TMRS Pension		7,782.13				
110 55.6045	Personnel:TMRS	TMRS Pension		1,278.10				
110 60.6045	Personnel:TMRS	TMRS Pension		503.68				
120 40.6045	Personnel:TMRS	TMRS Pension		2,432.98				
180 40.6045	Personnel:TMRS	TMRS Pension		292.53				
110 50.6045	Personnel:TMRS	TMRS Pension		1,115.72				
210 00.2033	Tx Municipal Retirement System	TMRS Pension		4,772.85				43,403.94

VENDOR SET: 01 City of Dalworthington
 BANK: POOL POOLED CASH - CHECKING
 DATE RANGE: 1/01/2021 THRU 1/31/2021

VENDOR I.D.	NAME	STATUS	CHECK DATE	AMOUNT	DISCOUNT	CHECK NO	CHECK STATUS	CHECK AMOUNT
000478	KTC AUTO CONSULTANT INC							
I-105763	UNIT: PW2 STATE INSPECTION	R	1/29/2021			062044	O	
110 60.6805	Maintenance:Vehicles	UNIT: PW2 STATE INSP		12.75				
120 40.6805	Maintenance:Vehicles	UNIT: PW2 STATE INSP		12.75				
I-105848	UNIT: PW3 STATE INSPECTION	R	1/29/2021			062044	O	
110 60.6805	Maintenance:Vehicles	UNIT: PW3 STATE INSP		12.75				
120 40.6805	Maintenance:Vehicles	UNIT: PW3 STATE INSP		12.75				51.00
0226	ARLINGTON SEWER UTILITIES							
I-01/22/2021	SERV: 12/16/2020-01/12/2021	R	1/29/2021			062045	O	
120 40.7615	Contractual:Sewer Treatment	SERV: 12/16/2020-01/		22,401.98				22,401.98
000293	ARLINGTON WATER UTILITIES							
I-01/19/2021	SERV: 12/08/2020-01/10/2021	R	1/29/2021			062046	O	
120 40.7650	Contractual:Water Purchase	SERV: 12/08/2020-01/		9,172.40				9,172.40
000323	AT&T LOCAL SERVICES - DPS ALAR							
I-01/13/2021	SERV: 01/13/2021-02/12/2021	R	1/29/2021			062047	O	
180 40.6510	Utilities: Telephone	SERV: 01/13/2021-02/		182.08				182.08
000331	AT&T-MANAGED INTERNET SERVICE							
I-01/11/2021	SERV: 12/11/2020-01/10/2021	R	1/29/2021			062048	O	
110 40.6510	Utilities:Telephone	SERV: 12/11/2020-01/		958.69				
110 00.4451	Fees:Overhead Cost Recover-W/SSERV: 12/11/2020-01/			383.48CR				
120 40.8006	W/S Overhead Cost Recovery FeeSERV: 12/11/2020-01/			383.48				958.69
1484	BOUND TREE MEDICAL, LLC							
I-83918303	EMS SUPPLIES	R	1/29/2021			062049	O	
110 55.6250	Mat/Supplies: FF Supplies	EMS SUPPLIES		378.16				
I-83924586	(6)SURGICAL TAPE;(1)6PK PENLIG	R	1/29/2021			062049	O	
110 55.6250	Mat/Supplies: FF Supplies	(6)SURGICAL TAPE;(1)		21.75				
I-83924587	(10)INFRARED THERMOMETERS;(3)	R	1/29/2021			062049	O	
110 55.6250	Mat/Supplies: FF Supplies	(10)INFRARED THERMOM		368.87				768.78
000555	BRIDGESTONE AMERICAS, INC.							
I-42396093	UNIT: SQD 43 (2) FRONT TIRES	R	1/29/2021			062050	O	
110 50.6805	Maintenance:Vehicles	UNIT: SQD 43 (2) FRO		273.34				273.34
000360	KAY DAY							
I-01/31/2021	CELL PHONE REIMBURSE: JAN 2021	R	1/29/2021			062051	O	
110 40.8028	Other:Cell Phone ReimbursementCELL PHONE REIMBURSE			25.00				
120 40.8028	OtherLCell Phone ReimbursementCELL PHONE REIMBURSE			25.00				50.00

VENDOR I.D.	NAME	STATUS	CHECK DATE	AMOUNT	DISCOUNT	CHECK NO	CHECK STATUS	CHECK AMOUNT
000531	SELECT BENEFITS GROUP, INC, I-5676620 210 00.2056		DENTAL SELECT: FEB 2021 R 1/29/2021 Dental Insurance Payable DENTAL SELECT: FEB 2	868.93		062052	O	868.93
000526	FIDELITY SECURITY LIFE INSURAN I-164641981 210 00.2057		EYEMED: FEB 2021 R 1/29/2021 Vision Insurance Payable EYEMED: FEB 2021	223.91		062053	O	223.91
0064	FT WORTH WATER DEPARTMENT I-01/20/2021 120 40.7650		SERV: DEC 2020 R 1/29/2021 Contractual:Water Purchase SERV: DEC 2020	19,388.08		062054	O	19,388.08
1131	GRA-TEX UTILITIES, INC I-PAY REQUEST #2 143 40.9350		TWIN SPRINGS/TWIN LAKES EROSIO R 1/29/2021 Capital Outlay: Street ProjectTWIN SPRINGS/TWIN LA	17,180.00		062055	O	17,180.00
0137	SUZANNE HUDSON I-01/31/2021 110 30.7000		HUDSON: JAN 2021 R 1/29/2021 Consultants:Municipal Judge HUDSON: JAN 2021	6,875.00		062056	O	6,875.00
000189	LLOYD GOSSELINK ROCHELLE & TOW I-97519044 180 40.7015		DEC 2020 TCEQ ENFORCEMENT R 1/29/2021 Legal: Regular DEC 2020 TCEQ ENFORC	542.20		062057	O	542.20
000468	MICHAEL'S KEY'S, INC I-0000135220 110 40.6810 110 00.4451 120 40.8006		REPLACE CAMERA EASTEND CITYHAL R 1/29/2021 Maintenance:Bldg/Grounds/Park REPLACE CAMERA EASTE Fees:Overhead Cost Recover-W/S REPLACE CAMERA EASTE W/S Overhead Cost Recovery Fee REPLACE CAMERA EASTE	589.90 235.96CR 235.96		062058	O	589.90
1232	PETTY CASH I-01/12/2021 180 40.8022 I-01/12/21 180 40.8022		PARK BOARD CHRISTMAS EXP R 1/29/2021 Other: Special Events PARK BOARD CHRISTMAS PARK BOARD EVENTS R 1/29/2021 Other: Special Events PARK BOARD EVENTS	42.01 42.07		062059	O	84.08
2039	QUIKTRIP FLEET SERVICES dba I-69640127 110 60.6350 120 40.6350 110 55.6350 110 20.6350 110 50.6350 110 60.6350 110 55.6350 110 50.6350 110 50.6350		QT STMT: JAN 2021 R 1/29/2021 Mat/Supplies: Fuel QT STMT: JAN 2021 Mat/Supplies: Fuel QT STMT: JAN 2021 Mat/Supplies:Fuel QT STMT: JAN 2021 Mat/Supplies:Fuel QT STMT: JAN 2021 Mat/Supplies:Fuel QT STMT: JAN 2021 Mat/Supplies: Fuel QT STMT: JAN 2021 Mat/Supplies:Fuel QT STMT: JAN 2021 Mat/Supplies:Fuel QT STMT: JAN 2021 Mat/Supplies:Fuel QT STMT: JAN 2021	196.98 196.98 85.27 133.93 1,629.92 55.95 91.27 155.83 13.86CR		062060	O	2,532.27

VENDOR I.D.	NAME	STATUS	CHECK DATE	AMOUNT	DISCOUNT	CHECK NO	CHECK STATUS	CHECK AMOUNT
0972	REYNOLDS ASPHALT & CONST CO							
I-100691	TWIN LAKES CT HOT MIX	R	1/29/2021			062061	O	
143 40.9350	Capital Outlay: Street Project			13,216.36				
I-100713	TWIN SPRINGS DR HOT MIX	R	1/29/2021			062061	O	
143 40.9350	Capital Outlay: Street Project			721.02				13,937.38

* * T O T A L S * *	NO	INVOICE AMOUNT	DISCOUNTS	CHECK AMOUNT
REGULAR CHECKS:	86	422,988.81	0.00	422,988.81
HAND CHECKS:	0	0.00	0.00	0.00
DRAFTS:	5	86,502.09	0.00	86,502.09
EFT:	0	0.00	0.00	0.00
NON CHECKS:	0	0.00	0.00	0.00
VOID CHECKS:	0	VOID DEBITS 0.00		
		VOID CREDITS 0.00	0.00	0.00

TOTAL ERRORS: 0

** G/L ACCOUNT TOTALS **

G/L ACCOUNT	NAME	AMOUNT
110 00.4451	Fees:Overhead Cost Recover-W/S	7,140.75CR
110 20.6030	Personnel:FICA(SS) & Medicare	624.46
110 20.6031	Personnel:SUTA Taxes	26.80
110 20.6042	Personnel:ER-Life/AD&D Ins	8.28
110 20.6045	Personnel:TMRS	1,981.06
110 20.6046	Personnel:ER-Long Term Disab	58.62
110 20.6047	Personnel:Employee Insurances	1,285.86
110 20.6048	Personnel:HSA/HRA	141.48
110 20.6049	Personnel:ER-ShortTerm Disab	44.26
110 20.6350	Mat/Supplies:Fuel	133.93
110 20.6510	Utilities:Telephone	49.41
110 20.6520	Utilities:Mobile Data Termin	38.25
110 20.7300	Contractual:Computer System	3,567.59
110 20.7505	Contractual:Liability Insuranc	296.50
110 20.7510	Contractual:Worker's Compensat	69.00
110 30.6030	Personnel:FICA(SS) & Medicare	314.90
110 30.6042	Personnel:ER-Life/AD&D Ins	4.44
110 30.6045	Personnel:TMRS	1,041.84
110 30.6046	Personnel:ER-Long Term Disab	26.68
110 30.6047	Personnel:Employee Insurances	1,266.55
110 30.6048	Personnel:HSA/HRA	141.40
110 30.6049	Personnel:ER-Short Term Disab	21.40
110 30.7000	Consultants:Municipal Judge	6,875.00

** G/L ACCOUNT TOTALS **

G/L ACCOUNT	NAME	AMOUNT
110 30.7010	Consultants:City Prosecutor	712.50
110 30.7015	Consultants:Legal-Regular	107.50
110 30.7226	Contractual:Notification Fees	72.80
110 30.7300	Contractual:Computer System	1,903.59
110 40.6030	Personnel:FICA(SS) & MediCare	633.12
110 40.6042	Personnel:ER-Life/AD&D Ins	6.78
110 40.6045	Personnel:TMRS	2,042.27
110 40.6046	Personnel:ER-LongTerm Disab	53.96
110 40.6047	Personnel:Employee Insurances	1,636.77
110 40.6048	Personnel:HSA/HRA	427.16
110 40.6049	Personnel:ER-ShortTerm Disab	35.22
110 40.6205	Mat/Supplies: Legal Notices	17.20
110 40.6215	Mat/Supplies:Office Supplies	436.76
110 40.6240	Mat/Supplies: Printing	218.96
110 40.6245	Mat/Supplies: Postage	211.38
110 40.6500	Utilities:Electricity	858.68
110 40.6505	Utilities:Gas	408.29
110 40.6510	Utilities:Telephone	1,666.24
110 40.6520	Utilities:Mobile Data Termin	19.12
110 40.6810	Maintenance:Bldg/Grounds/Park	2,468.59
110 40.7015	Consultants:Legal-Regular	1,931.25
110 40.7025	Consultants:Auditor	4,250.00
110 40.7045	Consultants-Engineer-Platting	175.00
110 40.7200	Contractual:Tax Collection	6,231.82
110 40.7300	Contractual:Computer System	7,673.06
110 40.7301	Contractual: Shred Service	76.35
110 40.7305	Contractual:Copy Machine	828.12
110 40.7505	Contractual:Liability Insur	2,902.50
110 40.7510	Contractual:Worker's Compensat	408.50
110 40.8028	Other:Cell Phone Reimbursement	25.00
110 50.6030	Personnel:FICA(SS) & Medicare	5,390.62
110 50.6031	Personnel: SUTA Taxes	289.34
110 50.6042	Personnel:ER-Life/AD&D Ins	71.10
110 50.6045	Personnel:TMRS	19,333.74
110 50.6046	Personnel:ER LongTerm Disab	460.76
110 50.6047	Personnel:Employee Health Ins	19,653.86
110 50.6048	Personnel:HSA/HRA	1,682.80
110 50.6049	Personnel:ER ShortTerm Disab	367.76
110 50.6270	Mat/Supplies:Emergency Equip	2,002.30
110 50.6300	Mat/Supplies:Uniforms	903.76
110 50.6350	Mat/Supplies:Fuel	1,771.89
110 50.6510	Utilities:Telephone	172.95
110 50.6520	Utilities:Mobile Data Termin	363.37
110 50.6525	Utilities:Cable	35.15
110 50.6805	Maintenance:Vehicles	408.14
110 50.7015	Consultants:Legal-Regular	250.00

VENDOR SET: 01 City of Dalworthington
 BANK: POOL POOLED CASH - CHECKING
 DATE RANGE: 1/01/2021 THRU 1/31/2021

** G/L ACCOUNT TOTALS **

G/L ACCOUNT	NAME	AMOUNT
110 50.7300	Contractual:Computer System	1,587.60
110 50.7310	Contractual:Arlington Air Time	588.00
110 50.7320	Contractual:Comm Radio	823.38
110 50.7505	Contractual:Liability Insur	4,733.75
110 50.7510	Contractual:Worker's Compens	6,009.75
110 50.8072	Other:Radio T1 Line	169.28
110 55.6030	Personnel:FICA(SS) & Medicare	827.71
110 55.6031	Personnel:SUTA Taxes	28.80
110 55.6042	Personnel:ER-Life/AD&D Ins	6.12
110 55.6045	Personnel:TMRS	2,621.58
110 55.6046	Personnel:ER Long Term Disab	33.24
110 55.6047	Personnel:Employee Health Ins	780.08
110 55.6048	Personnel:HSA/HRA	44.20
110 55.6049	Personnel:ER ShortTerm Disab	27.60
110 55.6250	Mat/Supplies: FF Supplies	987.75
110 55.6270	Mat/Supplies:Emergency Equip	3,195.52
110 55.6300	Mat/Supplies:Uniform	108.00
110 55.6350	Mat/Supplies:Fuel	186.66
110 55.6510	Utilities:Telephone	74.10
110 55.6520	Utilities:Mobile Data Termin	19.13
110 55.6525	Utilities:Cable	35.15
110 55.6805	Maintenance:Vehicles	961.60
110 55.7300	Contractual:Computer System	1,867.50
110 55.7310	Contractual:Arlington Air Time	588.00
110 55.7320	Contractual:Comm Radio	823.37
110 55.7505	Contractual:Liability Insur	4,042.00
110 55.7510	Contractual:Worker's Compens	569.50
110 55.8072	Other:Radio T1 Line	169.28
110 55.8087	Other:Capital Lease-Fire Truck	51,825.13
110 55.8088	Other:Cap Lease Fire Truck Int	4,110.56
110 60.6030	Personnel:FICA(SS)&Medicare	289.56
110 60.6042	Personnel:ER-Life/AD&D Ins	4.50
110 60.6045	Personnel:TMRS	989.89
110 60.6046	Personnel:ER-LongTerm Disab	25.64
110 60.6047	Personnel:Employee Health Ins	1,805.82
110 60.6048	Personnel:HSA/HRA	146.30
110 60.6049	Personnel:ER-ShortTerm Disab	22.04
110 60.6350	Mat/Supplies: Fuel	252.93
110 60.6500	Utilities:Electricity	2,200.75
110 60.6510	Utilities:Telephone	74.10
110 60.6520	Utilities:Mobile Data Termin	57.36
110 60.6805	Maintenance:Vehicles	101.40
110 60.6825	Maintenance:Equipment	1,011.65
110 60.6840	Maintenance:Traffic Control	79.50
110 60.7030	Consultants:Engineer-Regular	350.00
110 60.7505	Contractual:Liability Insur	418.66

VENDOR SET: 01 City of Dalworthington
 BANK: POOL POOLED CASH - CHECKING
 DATE RANGE: 1/01/2021 THRU 1/31/2021

** G/L ACCOUNT TOTALS **

G/L ACCOUNT	NAME	AMOUNT
110 60.7510	Contractual:Worker's Compens	185.44
	*** FUND TOTAL ***	198,332.87
118 30.7300	Contractual: Computer System	8,076.31
	*** FUND TOTAL ***	8,076.31
120 00.2080	State Sales Tax Payable	1,206.03
120 40.6030	Personnel:FICA(SS) & MediCare	1,453.25
120 40.6042	Personnel:ER-Life/AD&D Ins	18.48
120 40.6045	Personnel:TMRS	4,840.36
120 40.6046	Personnel:ER Long Term Disab	121.04
120 40.6047	Personnel:Employee Health Ins	6,269.10
120 40.6048	Personnel:HSA/HRA	803.86
120 40.6049	Personnel:ER Short Term Disab	91.28
120 40.6240	Mat/Supplies: Printing	383.40
120 40.6245	Mat/Supplies: Postage	437.92
120 40.6300	Mat/Supplies: Uniforms	169.99
120 40.6350	Mat/Supplies: Fuel	196.98
120 40.6500	Utilities:Electricity	1,202.48
120 40.6510	Utilities:Telephone	98.84
120 40.6520	Utilities:Mobile Data Termin	76.52
120 40.6805	Maintenance:Vehicles	101.40
120 40.6825	Maintenance:Equipment	1,011.65
120 40.7015	Consultants:Legal-Regular	107.50
120 40.7025	Consultants: Auditor	4,250.00
120 40.7226	Contractual: Call Notification	13.30
120 40.7300	Contractual:Computer System	6,959.41
120 40.7505	Contractual:Liability Insur	774.34
120 40.7510	Contractual:Worker's Compens	370.87
120 40.7600	Contractual:Refuse Collectio	13,382.94
120 40.7601	Contractual:Hazardous Wst Coll	769.85
120 40.7615	Contractual:Sewer Treatment	22,789.50
120 40.7650	Contractual:Water Purchase	28,560.48
120 40.7655	Contractual:Water Testing	60.00
120 40.8006	W/S Overhead Cost Recovery Fee	7,140.75
120 40.8028	OtherLCell Phone Reimbursement	25.00
	*** FUND TOTAL ***	103,686.52
140 00.6605	CDBG Projects	525.00
	*** FUND TOTAL ***	525.00
142 00.6602	City Hall	2,680.75
	*** FUND TOTAL ***	2,680.75
143 40.9350	Capital Outlay: Street Project	87,384.80
	*** FUND TOTAL ***	87,384.80

** G/L ACCOUNT TOTALS **

G/L ACCOUNT	NAME	AMOUNT
180 40.6030	Personnel:FICA(SS) & MediCare	165.07
180 40.6031	Personnel: SUTA Taxes	28.50
180 40.6042	Personnel:ER-Life/AD&D Ins	1.80
180 40.6045	Personnel:TMRS	548.98
180 40.6046	Personnel:ER-LongTerm Disab	9.76
180 40.6047	Personnel: Health Insurance	1,028.14
180 40.6048	Personnel:HSA/HRA	71.48
180 40.6049	Personnel:ER Short Term Disab	8.38
180 40.6300	Mat/Supplies: Uniforms	339.98
180 40.6500	Utilities:Electricity	164.11
180 40.6510	Utilities: Telephone	182.08
180 40.7015	Legal: Regular	542.20
180 40.7505	Contractual:Liability Insur	45.50
180 40.7510	Contractual:Worker's Compensat	185.44
180 40.8022	Other: Special Events	84.08
	*** FUND TOTAL ***	3,405.50
185 50.6030	Personnel:FICA(SS) & Medicare	746.59
	*** FUND TOTAL ***	746.59
205 00.2245	Fees: State Traffic	17,302.58
205 00.2246	Fees:MovingViolation-State/MVF	1.19
205 00.2290	Fees: Consolidated Costs	29,793.13
205 00.2294	Fees: FTA OMNI STATE	2,099.06
205 00.2296	Fees:Prior Costs-JRF, IDF, JS	983.87
205 00.2299	Fees:Truancy Prevention Fund	81.89
205 00.2310	Time Payment Fee	231.20
205 00.2330	OMNI Admin Fees	677.72
	*** FUND TOTAL ***	51,170.64
208 50.6270	Mat/Supplies:Emergency Equip	2,626.90
	*** FUND TOTAL ***	2,626.90
210 00.2010	Social Security Payable	8,465.46
210 00.2015	Medicare Payable	1,979.82
210 00.2020	Withholding Payable	13,539.14
210 00.2033	Tx Municipal Retirement System	10,004.22
210 00.2053	CLEAT Payable	210.00
210 00.2056	Dental Insurance Payable	868.93
210 00.2057	Vision Insurance Payable	223.91
210 00.2058	Vol Life/AD&D Ins Payable	451.18
210 00.2059	Aflac Insurance Payable	937.26
210 00.2060	Medical Insurance Payable	9,514.36
210 00.2061	Insurance Payable - HSA	1,839.08
210 00.2062	Nationwide Payable	1,630.00
210 00.2063	Insurance Payable-FSA	1,191.66
	*** FUND TOTAL ***	50,855.02

VENDOR SET: 01 City of Dalworthington
BANK: POOL POOLED CASH - CHECKING
DATE RANGE: 1/01/2021 THRU 1/31/2021

VENDOR I.D.	NAME	STATUS	CHECK DATE	AMOUNT	DISCOUNT	CHECK NO	CHECK STATUS	CHECK AMOUNT
				INVOICE AMOUNT		DISCOUNTS		CHECK AMOUNT
VENDOR SET: 01	BANK: POOL	TOTALS:	NO	91	509,490.90	0.00		509,490.90
BANK: POOL	TOTALS:		91	509,490.90	0.00			509,490.90
REPORT TOTALS:			92	672,284.65	0.00			672,284.65

SELECTION CRITERIA

VENDOR SET: 01-Dalworthington Gardens, T
VENDOR: ALL
BANK CODES: All
FUNDS: All

CHECK SELECTION

CHECK RANGE: 000000 THRU 999999
DATE RANGE: 1/01/2021 THRU 1/31/2021
CHECK AMOUNT RANGE: 0.00 THRU 999,999,999.99
INCLUDE ALL VOIDS: YES

PRINT OPTIONS

SEQUENCE: CHECK NUMBER

PRINT TRANSACTIONS: YES
PRINT G/L: YES
UNPOSTED ONLY: NO
EXCLUDE UNPOSTED: NO
MANUAL ONLY: NO
STUB COMMENTS: NO
REPORT FOOTER: NO
CHECK STATUS: YES
PRINT STATUS: * - All



City Administrator Report

1. **Candidate Filing Period for May 1, 2021 Election:** The filing period ended on February 12, 2021 at 5:00 p.m. February 19, 2021 at 5:00 p.m. is the last date for a candidate to withdraw to include write-in candidates. The city must wait until after this date to cancel the election. Currently, only incumbents have filed for office.
2. **Twin Lakes/Twin Springs:** This project is complete except for sodding which is included on the regular agenda for consideration. The sunken area mentioned by Council Member Stein at the last meeting has been corrected by Tarrant County. This project was delayed because of COVID-19, and doing the project in colder weather made it difficult to lay hot mix. Tarrant County did a wonderful job of working with city staff to mitigate problems and were extremely receptive of resident's needs. They did an excellent job of managing traffic flow and trying to lessen inconveniences to citizens.
3. **Tarrant County Street Repair:** Staff was asked to consult with Tarrant County about the types of street projects they would do to include how small of a section and whether they would do just one side of the street. Tarrant County stated the Indian Trail job might be the smallest they've ever done, but said there was no minimum for jobs. Tarrant County said it is possible to do one lane for reconstruction, but quality of work would be the concern (how it would fit with existing pavement). For the question about what determines whether overlay or reconstruction is needed, sub grade was the answer given. They do core the streets and soil samples also assist with this determination. If there are no spots with large dips, they normally recommend 4" to 6" overlays 3" minimum.
4. **Crack Sealing Bid:** Staff published an invitation to bid on crack sealing which is due March 1, 2021. Staff will present quotes at the March 18, 2021 meeting for council approval prior to beginning work.
5. **Street Project for 2021/2022:** from the last meeting, these are the two project council would like us to prioritize next and plan for in the 2021/2022 budget:
 - a. Elkins from just east of Park to approximately the parking lot by the duck feeding area.
 - b. Two sections of Roosevelt where there is vertical deflection of the road surface: 1) north of the intersection with Sunset and 2) near the water tower.

Based on that, staff will begin working with the city engineer on cost estimates. Because of the potential for sewer improvements on Elkins, those costs may be achieved later than Roosevelt costs. Staff can also work with Tarrant County on estimates for Roosevelt Drive to see if it a job they can assist with.

6. **Special Event Permit:** Staff will have an item on next month's agenda to gain Council feedback on requiring a special event permit. The building official has been receiving more special event requests on a regular basis which take up a lot of staff time, and the city does not have ordinance requirements for permitting, organization, and approval of these permits. A lot of these requests are received last minute and staff is left scrambling to gain approvals. Having a basic approval process will give staff the resources to assist requestors in achieving a successful event.
7. **Park Board Capital Campaign to Fund Shade Structure:** The Park Board is working on a campaign to request donations to fund a shade structure in the park. They have done an excellent job of planning and hope to begin soliciting donations soon.
8. **Other Items:** If necessary, other items that arise before the meeting.

A PROCLAMATION
By the Mayor of the City of Dalworthington Gardens

WHEREAS, the monarch butterfly is an iconic North American species whose multigenerational migration and metamorphosis from caterpillar to butterfly has captured the imagination of millions of Americans; and

WHEREAS, in the mid-1990's more than one billion Eastern monarch butterflies migrated to Mexico, however only approximately ninety three million began the Northern migration in the spring of 2018, about a 90% decline;

WHEREAS, monarch scientists attribute the decline to degradation and loss of summer breeding habitat in the U.S. and loss of winter habitat in Mexico; and

WHEREAS, cities, towns and counties have a critical role to play to help save the monarch butterfly; and

WHEREAS, every citizen of Dalworthington Gardens can make a difference for the monarch by planting nectar plants and native milkweed to provide habitat for the monarch and pollinators in locations where people live, work, learn and play; and

WHEREAS, on behalf of the people of Dalworthington Gardens, I am honored as Mayor to lead the way by signing the National Wildlife Federation's Mayors' Monarch Pledge; and I encourage other city officials across our great nation to take a stand with me so that the monarch butterfly will once again flourish across the continent.

THEREFORE, as Mayor, I encourage our citizens and staff to participate in the following action items:

- 1) Issue a Proclamation to raise awareness about the decline of the monarch butterfly and the species' need for habitat.
- 2) Maintain a public communication effort to encourage residents to plant monarch gardens at their homes or in their neighborhoods.
- 3) Engage with community garden groups and urge them to plant native milkweeds and nectar-producing plants.
- 4) Create a community art project to enhance and promote monarch and pollinator conservation.
- 5) Host or support a native seed or plant sale, giveaway or swap.
- 6) Maintain and improve the monarch and pollinator-friendly demonstration garden in Gardens Park by the gazebo.
- 7) Initiate or support community science (or citizen science) efforts that help monitor monarch migration and health.
- 8) Add and maintain native milkweed and nectar producing plants in community gardens.

IN TESTIMONY WHEREOF, I have set my hand and caused the Seal of the City of Dalworthington Gardens, Texas, to be affixed this 18th day of February, in the year Two Thousand Twenty-One.

Laura Bianco
Mayor, City of Dalworthington Gardens

ATTEST:

Lola Hazel
City Secretary, City of Dalworthington Gardens

MINUTES OF THE REGULAR MEETING OF THE CITY OF DALWORTHINGTON GARDENS, TEXAS, CITY COUNCIL HELD ON JANUARY 21, 2021 AT 6:30 P.M. IN THE COUNCIL CHAMBERS, 2600 ROOSEVELT DRIVE, DALWORTHINGTON GARDENS, TEXAS.

Although the Mayor and two Council Members physically attended the meeting, the remaining Council Members attended the meeting virtually and a public dial in number was provided as a remote option to the public. This option was provided to advance the public health goal of slowing the spread of the Coronavirus (COVID-19)

WORK SESSION – 6:30 P.M.

1. CALL TO ORDER

Mayor Bianco called the meeting to order at 6:36 p.m. with the following present:

Members Present:

Laura Bianco, Mayor
John King, Alderman, Place 1
Steve Lafferty, Alderman, Place 2
Cathy Stein, Alderman, Place 3
Ed Motley, Mayor Pro Tem; Alderman, Place 4
Joe Kohn, Alderman, Place 5

Staff Present:

Lola Hazel, City Administrator
Greg Petty, DPS Director
Kay Day, Finance Director
Jeff Chasteen, Public Works Superintendent

2. WORK SESSION WITH CITY ENGINEER REGARDING STREET PRIORITY LIST

This item was discussed in the work session.

3. DISCUSSION OF OTHER AGENDA ITEMS, IF TIME PERMITS

No other items were discussed.

REGULAR SESSION – 7:00 P.M.

1. CALL TO ORDER

Mayor Bianco called the meeting to order at 7:00 p.m.

2. INVOCATION AND PLEDGES OF ALLEGIANCE

Mayor Bianco gave the invocation. Pledges were said.

3. PRESENTATIONS AND PROCLAMATIONS

This item was not needed.

4. ITEMS OF COMMUNITY INTEREST

The following items were presented.

- **Great Backyard Bird County – February 12-15, 2021**

- **Easter Egg Hunt – March 27, 2021**
- **Earth Day/Rock Painting – April, 2021**

5. CITIZEN COMMENTS

None

6. MAYOR AND COUNCIL COMMENTS

- **Mayor Bianco:** Spoke to the Santa Parade and how enjoyable it was. Spoke to Council Member John King and his family, especially daughter Kaysha who led the event, providing Christmas lunch for employees at City Hall who had to work during the holiday. Shared an opportunity for residents to share recipes with Price and Erika Pitstick, owners of Price Right Tree Service, who are putting together a book compiling said recipes.
- **John King:** Spoke to the Santa Parade and how enjoyable it was.
- **Steve Lafferty:** Seconded Mr. King's comments and welcomed everyone to the New Year.
- **Cathy Stein:** Wished everyone a Happy New Year. Spoke to the upcoming Great Back Yard Bird Count event coming up February 12-15, 2021.
- **Ed Motley:** None
- **Joe Kohn:** Echoed comments by Mr. King and Mr. Lafferty. Wished everyone a Happy New Year.

7. DEPARTMENTAL REPORTS

- DPS Report**
- Financial Reports/Quarterly Investment Report**
- City Administrator Report**

Departmental Reports were presented.

8. CONSENT AGENDA

- Approval of October 8, 2020 special meeting minutes**
- Approval of October 15, 2020 regular meeting minutes**
- Approval of November 12, 2020 special meeting minutes**
- Approval of November 19, 2020 regular meeting minutes**
- Approval of the December 17, 2020 regular meeting minutes**
- Resolution 2021-01 calling for the May 1, 2021 General Election for the offices of Alderman Place 3, Alderman Place 4, and Alderman Place 5.**
- Approval of quotes from HFC Services for fire hydrant maintenance in an amount not to exceed \$15,000, all of which was already included in the approved FY 2020-2021 City Budget.**
- Approval of Ordinance No. 2021-01 approving budget amendments for FY 2020-2021.**
- Presentation and acknowledgment of budget adjustments for January 2021.**

j. Discussion and possible action regarding the Mayor’s Monarch Challenge.

A motion was made by Mayor Pro Tem Ed Motley and seconded by Council Member Cathy Stein to approve the Consent Agenda.

Motion carried by the following vote:

Ayes: Members King, Lafferty, Stein, Motley, and Kohn

Nays: None

9. REGULAR AGENDA

a. Discussion and possible action regarding a priority list for street repair.

Background information on this item: Staff is providing a list of streets for crack sealing for final consideration. At the last council meeting, council requested the engineer’s methodology for street priority. That is included in your packet along with the following street information. Staff is including the original crack sealing list, and then an updated list with Roosevelt and California at the top as requested by council. Staff made a few more suggested changes to the list such as including Twin Lakes North since reconstruction was just completed on the southern portion. Staff also included information on streets where water lines were replaced (2017) and at the time, it was expected or planned to do street construction afterwards, just for council’s consideration. Council may decide not to consider those unless they are included in the current priority list.

Staff is looking for guidance on the crack sealing list so that staff may post notice for bid applications. At the last meeting, council was concerned about how to hold bidders accountable without providing our whole budget amount. Staff found where bids were solicited in 2017 and believes this to be the best method. Staff is currently working with the city attorney to update the bid application before posting. Included in the bid packet are control measures such as the public works superintendent auditing how much crack sealant is used each day to ensure we’re charged only for what was used. It is anticipated crack sealing would commence in the spring. Furthermore, staff is looking for guidance on the crack sealing list to determine which streets to look at for resurfacing and/or reconstruction. As an example, part of Roosevelt is included in both the crack sealing list and resurfacing list. Staff would like to look at Roosevelt for resurfacing and reconstruction, if the budget allows for it, but would expect to then remove it from the crack sealing list.

In summary, staff is looking for guidance on the list of streets for crack sealing to allow moving forward with soliciting bids, and also to help with prioritizing streets considered for resurfacing/reconstruction. After the CDBG project is submitted at the end of January, staff will know how much funding remains to move forward with planning the next street project.

A motion was made by Mayor Pro Tem Ed Motley and seconded by Council Member Cathy Stein to approve the street priority list with the following inclusions/changes:

Next budget year's resurface/rebuild is:

- Elkins from just east of Park to approximately the parking lot by the duck feeding area.
- Two sections of Roosevelt where there is vertical deflection of the road surface: 1) north of the intersection with Sunset and 2) near the water tower.

Crack Sealing for this year:

- Roosevelt Drive from California to Arkansas
- Roosevelt Drive from Arkansas to Pioneer Parkway
- California Lane, where appropriate (recent new paving)
- Sunset Lane, entire street where appropriate
- Indian Trail, west of new paving area to stop before alligator cracking
- Harder Lane

- Sieber Lane
- Twin Lakes North (southern portion just repaved)
- Chase Court
- Seville Court
- Courtney Court
- Oak Trail Court
- Michigan Avenue
- Broadacres

Motion carried by the following vote:

Ayes: Members King, Lafferty, Stein, Motley, and Kohn

Nays: None

b. Discussion and possible action to amend the Purchase Policy, section IV, as it relates to routine recurring expenses.

Background information on this item: In order to make the purchase process simpler for certain routine recurring expenses, staff is requesting an edit be made to the Purchase Policy. The change is being made to page 8, section IV, Routine Recurring Expenses. Changes are shown in red text.

A motion was made by Council Member Cathy Stein and seconded by council Member John King to approve the following amendment the Purchase Policy, section IV, as it relates to routine recurring expenses, shown in red text.

IV. ROUTINE RECURRING EXPENSES

The City of Dalworthington Gardens has routine operating expenses which are crucial and must be paid in order to provide services to the citizens. Routine expenses that are not covered by a contract, such as TMRS, utilities, janitorial services, routine vehicle maintenance, quarterly building maintenance, annual maintenance fees to include software maintenance, annual subscriptions, refunds, and other government agencies must be documented on a one-time Routine Recurring Expense Form detailing the type of expense and requires approval of the City Administrator and/or DPS Director. The form is to be retained by the Finance Department.

Motion carried by the following vote:

Ayes: Members King, Lafferty, Stein, Motley, and Kohn

Nays: None

c. Discussion and possible action to amend the Capitalization and Depreciation Policy as it relates to the minimum requirement for capitalization of assets.

Background information on this item: This needed change was discovered during the audit process. This is standard for asset depreciation. A second change was discovered by Council Member Cathy Stein and included in the approved amendments.

A motion was made by Mayor Pro Tem Ed Motley and seconded by Council Member Cathy Stein to approve the following amendments to the Capitalization and Depreciation Policy as it relates to the minimum requirement for capitalization of assets, shown in blue text.

- (1) Tangible capital items should be capitalized only if they have an estimated useful life of two (2) or more years or more following the date of acquisition or significantly extend the useful life of the existing asset and cannot be consumed, unduly altered, or materially reduced in value immediately by use and have a cost of not less than \$5,000 for any individual item or group of items (i.e.: desks, chairs, etc.).

Examples of Repairs vs. Improvements

<u>Repairs = Expenditures</u>	<u>Improvements = Capitalized Assets</u>
All items-life is less than one year <u>OR cost is under \$5,000</u>	All items-life is more than one year <u>AND cost is \$5,000 or more</u>

All items-life is less than one year <u>OR cost is under \$5,000</u>	All items-life is more than one year <u>AND cost is \$5,000 or more</u>
--	---

Motion carried by the following vote:

Ayes: Members King, Lafferty, Stein, Motley, and Kohn

Nays: None

- d. Discussion and possible action regarding Project #2020-01, the new City Hall building, to include, but not limited to any change order approval.**

Council Member Joe Kohn left the meeting during the discussion of this item.

Background information on this item: This is a recurring item for the city hall project.

Staff is looking for direction on the orientation of the dais. The choices are curved like the current Council dais, or straight as shown on the site plan included in the packet.

Staff is also looking for direction or ideas on a time capsule to be buried during the grand opening of the City Hall.

City Council discussed different orientations to include straight, curved, and “dog-legged” shapes. No action was taken.

- e. Discussion and possible action regarding Project #2020-02, Twin Lakes, Twin Springs to include, but not limited to any change order approval.**

Background information on this item: This is a recurring item that will appear on all future agendas until this project is complete.

The road construction is now complete. The only outstanding items are manholes and valve pads, fog sealing the road, and moving mailboxes back. Staff would like to discuss possibly re-seeding grass on each side of both Twin Lakes and Twin Springs. You can find photos in your packet showing how much would be needed on either side of the road. Staff is working with Prime Landscape to obtain a quote for the work. The problem we will run into is residents have different types of grass and some germinate later than others. Staff is looking for

council's feedback on grass replacement prior to doing the work. As long as mailbox placement goes well, there should be a cost savings on that work which may pay for the re-seeding. Just having dirt there will cause erosion problems. Lastly, even though striping is typically not done in non-major roads, staff would like feedback on striping just the outsides of the road for esthetic reasons but also safety. Striping the sides just has a cleaner look, but also helps at night with determining where the street ends on each side.

A motion was made by Mayor Pro Tem Ed Motley and seconded by Council Member John King to direct staff to on the following for the Twin Springs/Twin Lakes project: obtain quotes to reestablish grass, with a preference towards sod instead of seeding; and to deny the request for striping.

Motion carried by the following vote:

Ayes: Members King, Lafferty, Stein, and Motley

Nays: None

f. Discuss and possible action regarding amendments to the FY 2020-2021 budget in amounts not to exceed \$10,000.00.

Background information on this item: This is a standing agenda item that will appear on all future agendas. The idea is provide an item whereby staff can discuss needs that come up after the agenda posting deadline. These would only be items that, without council approval, would otherwise put operations on hold.

This item was not needed.

g. Discussion and possible action regarding the city's response to COVID-19 (coronavirus), to include but not limited to any necessary disaster declarations, updates to City Council, and cost-related needs.

Background information on this item: This will be a recurring item to provide an avenue to discuss needs related to COVID-19 moving forward. With cases being received almost daily in the city, and more city employees being affected, staff needs a way to discuss matters if they arise after the council packet has been delivered. There is nothing to discuss at this time.

This item was not needed.

10. TABLED ITEMS

a. Discussion and possible action regarding consideration of bond requirements for oil and gas drilling.

This item was not pulled from the table nor discussed.

11. FUTURE AGENDA ITEMS

None.

12. EXECUTIVE SESSION

a. Recess into Executive Session pursuant to Government Code, Section 551.071, consultation with attorney; and Section 551.074, to deliberate the appointment, employment, evaluation, reassignment, duties, discipline, or dismissal of a public officer or employee; or to hear a complaint or charge against an officer or employee; to wit: membership of a zoning board of adjustment member

City Council recessed into Executive Session at 7:54 p.m.

b. Reconvene into Regular Session for discussion and possible action on the membership of a zoning board of adjustment member.

City Council reconvened into Regular Session at 8:20 p.m. No action was taken.

13. ADJOURN

A motion was made by Mayor Pro Tem Ed Motley and seconded by Council Member John King to adjourn at 8:20 p.m.

Motion carried by the following vote:

Ayes: Members King, Lafferty, Stein, and Motley

Nays: None

MINUTES OF THE SPECIAL MEETING OF THE CITY OF DALWORTHINGTON GARDENS, TEXAS, CITY COUNCIL HELD ON JANUARY 28, 2021 AT 6:00 P.M. IN THE COUNCIL CHAMBERS, 2600 ROOSEVELT DRIVE, DALWORTHINGTON GARDENS, TEXAS.

Although the Mayor and Council Members physically attended the meeting, a public dial in number was provided as a remote option to the public. This option was provided to advance the public health goal of slowing the spread of the Coronavirus (COVID-19)

1. CALL TO ORDER

Mayor Bianco called the meeting to order at 6:36 p.m. with the following present:

Members Present:

Laura Bianco, Mayor
John King, Alderman, Place 1
Steve Lafferty, Alderman, Place 2
Cathy Stein, Alderman, Place 3
Ed Motley, Mayor Pro Tem; Alderman, Place 4
Joe Kohn, Alderman, Place 5

Staff Present:

Lola Hazel, City Administrator

2. CITIZEN COMMENTS

None.

3. CONDUCT WORK SESSION FOR ZONING COMPREHENSIVE PLAN

Work Session was conducted.

4. ADJOURN

A motion was made by Mayor Pro Tem Ed Motley and seconded by Council Member Cathy Stein to adjourn at 8:00 p.m.

Motion carried by the following vote:

Ayes: Members King, Lafferty, Stein, Motley, and Kohn

Nays: None

RESOLUTION NO. 2021-02

**A RESOLUTION OF THE DALWORTHINGTON GARDENS CITY COUNCIL
APPROVING AMENDMENTS TO THE PURCHASING POLICY MANUAL**

WHEREAS, the Dalworthington Gardens City Council (Council) adopted a Purchasing Policy Manual on May 18, 2017; and

WHEREAS, the Council desires to made additional revisions to said policy.

**NOW THEREFORE, BE IT RESOLVED BY THE CITY COUNCIL OF THE CITY OF
DALWORTHINGTON GARDENS, THAT:**

Section 1. The amendments to the Purchasing Policy Manual are hereby adopted and the final Policy is attached hereto as Exhibit A.

PASSED AND APPROVED on this February 18, 2021.

CITY OF DALWORTHINGTON GARDENS:

Laurie Bianco, Mayor

ATTEST:

Lola Hazel, City Administrator



CITY OF DALWORTHINGTON GARDENS

PURCHASING POLICY MANUAL

ADOPTED MAY 18, 2017

REVISED JANUARY 21, 2021



CITY OF DALWORTHINGTON GARDENS

Table of Contents

Forward.....	1
Glossary of Terms.....	2
Duties, Roles & Responsibilities.....	6
Policy Statements	7
I. General Statement Policy	
II. Architect & Engineering Procurement Policy	
III. Contractual Expenditures	
IV. Routine Recurring Expenses	
V. Best Value Option Policy	
VI. Funds Availability Policy	
Purchasing Procedures.....	8
VII. Purchases less than \$500.00	
A. General Information	
VIII. Purchases Greater than \$500, but less than \$5,000.00	
A. General Information	
B. Workflow sequence for purchases greater than \$500, but less than \$5,000.00. X.	
Purchases \$5,000.00 or more, but less than \$50,000.00	
A. General Information	
B. Workflow sequence for purchases \$5,000 or more, but less than \$50,000. XI.	
Purchases \$50,000 or more.	
A. General Information	
B. Workflow sequence for purchases \$50,000 or more.	



CITY OF DALWORTHINGTON GARDENS

FORWARD

This manual has been prepared to inform and instruct each department, division, and their staff members, of the many methods of procurement and duties and responsibilities of all those involved in the purchasing process.

The goals of the Purchasing Policy Manual include the following:

- purchasing quality goods and services;
- obtain the best possible price for goods and services;
- encourage and promote interlocal cooperation among area agencies;
- accept delivery of goods and services when and where needed;
- assure a continuing supply of needed goods and services;
- guard against misappropriation of any assets procured.

Additionally, we are committed to ensuring that:

- responsible bidders are given a fair opportunity to compete for the City's business;
- public funds are safeguarded;
- the best value is received for the public's dollar.

This is done partially by the statutory requirements for competitive bids and proposals, and partially by the City's own purchasing procedures.

In its simplest expression, every employee should ask himself or herself whether the following criteria are met before a purchase is made:

1. Does the purchase provide the best value for the public's dollar?
2. Is the purchase needed?
3. Is the procurement method legal, and does it meet the guidelines in this manual?

If these questions are answered in the affirmative, then the purchase should be made.

If any of these litmus tests are not answered in the affirmative, then the purchase should not be made.

This manual cannot address every situation; and, when an unusual situation occurs or a difficult legal problem arises, the *final* authority for City purchasing procedures is the law itself.



CITY OF DALWORTHINGTON GARDENS

GLOSSARY OF TERMS

The following definitions are intended to assist you in understanding the language used throughout this manual. When using this manual, if you find a word or words that you may not clearly understand and that is not defined in this section, please do not hesitate to contact the City Administrator or his/her designee for clarification and/or interpretation.

Award - Approval by the City Council, or the City Administrator or his/her designee, under whose authority a purchase order is issued.

Bid advertisement - A public notice put in a newspaper of general circulation, containing information about an Invitation for Bid or a Request for Proposal.

Bid list - A list of vendors, who have indicated in writing, an interest in submitting bids for particular categories of goods and services. This list is a compilation of recommended vendors from the department and a database of vendors maintained by Purchasing.

Bonds:

Bid bond - A bond required of a contractor, which ensures that the contractor will enter the contract for which he has submitted a formal written bid and/or proposal.

Payment bond - A bond required that ensures that all suppliers and subcontractors of the contractor will be paid for work and/or material supplied during the contract.

Performance bond - A bond required that guarantees vendor performance during the execution of the contract.

Capital equipment – Property with a useful life in excess of two years or more, and a purchase cost of at least \$5,000 for each item or group of items (i.e.: desks, chairs, etc.).

City Council - The elected officials of the City of Dalworthington Gardens, Texas are given the authority to exercise such powers and jurisdiction of all City business as conferred by the State Constitution and Laws.

Competitive bidding - The process wherein a vendor openly competes with other vendors, through a formal or informal process, for the City's business.

Component purchases – Purchases of component parts individually, that in normal purchasing practices would be purchased in one purchase.

Contract - An agreement between the City and a Supplier to furnish supplies and/or services over a designated period, during which purchases are made of the commodity specified.



CITY OF DALWORTHINGTON GARDENS

Contractor - The successful vendor(s) awarded a contract by the City of Dalworthington Gardens.

Delivery date – The date by which goods or services are needed.

Emergency – Purchases that are made to meet a critical, unforeseen need of the City, where the City's ability to serve the public would be impaired if the purchase is not made immediately. Emergency purchases are exempt from standard purchasing procedures and must qualify for exemption as outlined in LGC 252.022.

Encumbrance - The process wherein the City reserves funds for the purchase of supplies, goods, services, and equipment in one budgetary-accounting period, and pays for the purchase in another budgetary-accounting period.

Expedite – When the purchasing process is accelerated through normal procedures to prevent work stoppage or loss of government's money.

FOB destination point – Free on Board (FOB); the vendor pays freight charges to the destination; title to goods passes to buyer at his receiving dock; freight claims must be filed and handled by the seller.

FOB shipping point – Free on Board (FOB); shipment becomes 'collect' from seller's shipping dock; freight charges may be prepaid and added to the invoice; City pays freight charges; title to goods passes to buyer at the shipping dock of seller; freight claims must be filed and handled by buyer.

Goods - A generic term that includes all types of property to be purchased by the City; equipment, supplies, materials, component and repair parts.

Invitation to Bid – This is a formal written document that requests from bidders a firm price and delivery details for specified merchandise listed on a purchase requisition. An Invitation to Bid is always required when the anticipated level of expenditure will be greater than \$50,000. It may be used any time the City Council or the City Administrator feels it is justified.

Lowest responsible bidder – This is the vendor who offers the lowest bid that meets all the specifications, requirements, terms and conditions of the Invitation to Bid. It is expressly understood that the lowest responsible bid includes any related costs to the City, using a total cost concept. The term "responsible" refers to the financial and practical ability of the bidder to perform the contract. The term is also used to refer to the experience or safety record of the vendor.

Preferred Purchase Method - The preferred purchase method is to have the vendor invoice the City for purchases. If this is not practical, purchases may be made with the City Procurement Card.

Purchase - An act that includes the acquisition of goods or services, to include the act of leasing personal or real property. Separate, sequential, and component purchases shall be treated as a single purchase.

Purchasing - The act, function, and responsibility for the acquisition of goods and services.

Purchase Request Form – a document requesting and requiring approval to purchase goods and/or services that are not contractual or recurring in nature on behalf of the City. Purchases less than \$500 are exempt from this requirement.



CITY OF DALWORTHINGTON GARDENS

Request for Proposal – A formal written document requesting that potential vendors make an offer for services to the City. The offer allows for negotiations after the proposals have been received, but before a contract is awarded. This process is normally used for the acquisition of insurance coverage, and for high technology items.

Separate purchases – Purchases made separately, of items that in normal purchasing practices would be purchased in one purchase.

Sequential purchases – Purchases made over a period of time, of items that in normal purchasing practices would be purchased in one purchase.

Services – A generic term, to include all work or labor performed for the City on an independent contractor basis, including maintenance, construction, manual, clerical or professional services.

Sole source – Purchases of goods or services that are available from only one supplier. There may be just one vendor because of patents or copyrights, or simply because the vendor is the only one which supplies the good or service. These purchases are exempt from the standard bidding requirement and must qualify as outlined in LGC 252.022.

Specifications – Statements containing a detailed description of the terms of the contract, as well as specific details for the goods and/or services. The details or specifications should be descriptive, but not restrictive.

State contract purchase – An item available through the State of Texas General Services Commission Cooperative Purchasing Program, or another similar cooperative purchasing program. The State has publicly advertised and received qualified bids for specific items. These appear on a listing periodically published by the State. The City of Dalworthington Gardens can elect to participate in the cooperative purchasing program for governmental subdivisions and other state agencies.

Surplus – Item(s) no longer needed by a department, regardless of its value or condition.

Vendor – A generic term applied to individuals and companies alike, who provide goods and services to the City.

Vendor Formal Purchase order - A formal, binding, legal agreement provided by the vendor and issued by the City. A purchase order is requested by a departmental purchase requisition that details the merchandise or services required. When accepted by a vendor without qualifications within a specified time, the agreement becomes a contract. A Vendor Purchase Order grants the vendor the authority to deliver the goods or services and invoice for the same. It is the City's commitment to accept the goods or services and pay for them at the agreed price.



CITY OF DALWORTHINGTON GARDENS

DUTIES, ROLES & RESPONSIBILITIES

The City of Dalworthington Gardens is a small municipality with limited staff resources. While we do not have a formal Purchasing Division, we do have employees assigned to critical Purchasing tasks and activities. Additionally, every employee is responsible for ensuring that the public dollar is spent in accordance with the policies and procedures outlined in this manual and to seek advice from their manager if they are in doubt about a policy or procedure before making a purchase.

STAFF DUTIES, ROLES & RESPONSIBILITIES

Individual Employees – All employees are required to choose the best value to the City when making purchasing choices, to use good judgment and to comply with all policies and procedures contained within this manual.

City Administrator and/or DPS Director or his/her designee – The individual designated to handle purchasing procedures not handled by the Purchase Requestor, and to coordinate city wide purchasing activities.

For each of the purchasing procedures identified and explained in the remainder of this manual, further duties, roles and responsibilities are defined and identified for each of the staff members identified above.

POLICY
STATEMENTS

I. GENERAL STATEMENT OF POLICY

It is the policy of The City of Dalworthington Gardens that all purchasing shall be conducted strictly based on economic and business merit to best promote the interest of the citizens of Dalworthington Gardens. Dalworthington Gardens encourages free and unrestricted competition on all bid requests and purchases, ensuring the taxpayers the best possible return on each dollar. All contracts and purchases shall be handled to obtain the best value for the City, with bids or quotations solicited whenever practical. These Purchasing Policies have been established to assist each employee, their manager and city administration to procure necessary goods and services at the best possible price within all Federal, State and Municipal purchasing laws. The Texas State Legislature has passed and made Chapter 252 a part of the Local Government Code and it shall be the policy of the City of Dalworthington Gardens to fully comply in all aspects with the rules, regulations, and procedures contained therein, as well as all other State purchasing laws.

II. ARCHITECT AND ENGINEERING PROCUREMENT POLICY

The City of Dalworthington Gardens shall follow the applicable purchasing laws and procedures in Chapter 2254 of Texas Government Code for all Engineering and Architectural Services.

III. CONTRACTUAL EXPENDITURES

Any expenditure encumbered due to contractual agreement with a vendor will not require a Purchase Request Form. Recurring contractual expenditures will be documented on a one-time Contractual Expenditure Form detailing contract payment terms. The form is to be approved by the City Administrator and/or DPS Director after the contract/agreement is approved by the City Council (if required) and retained by the Finance Department

IV. ROUTINE RECURRING EXPENSES

The City of Dalworthington Gardens has routine operating expenses which are crucial and must be paid in order to provide services to the citizens. Routine expenses that are not covered by a contract, such as TMRS, utilities, janitorial services, routine vehicle maintenance, quarterly building maintenance, annual maintenance fees to include software maintenance, annual subscriptions, refunds, and other government agencies must be documented on a one-time Routine Recurring Expense Form detailing the type of expense and requires approval of the City Administrator and/or DPS Director. The form is to be retained by the Finance Department.

V. BEST VALUE OPTION POLICY

The City of Dalworthington Gardens shall use the “best value” option whenever allowable by State purchasing laws and requirements.

VI. FUNDS AVAILABILITY POLICY

Before any purchase may be made, an individual employee must verify that funds are available to make the required purchase by coordinating the purchase through his or her manager. Funds can be moved between accounts within the same department by using a Budget Adjustment Form.

If funds are not available, funds may be transferred between departments within the same fund. A Budget Amendment Form is required and must be signed by the City Administrator or DPS Director and be approved by Council. A copy of the form shall be given to the Finance Director.

If a purchase is less than \$5,000 and the delay in purchasing would cause a business interruption, the purchase may be made as long as there is no impact to fund balance. The budget amendment shall be ratified at the next regular council meeting. Business interruption shall be defined as causing a break in the continuity or uniformity of processes or considered to be a potential life safety issue.

If a purchase needs to be made, but there would be an impact to the fund balance, purchase shall wait until council approval is obtained, unless deemed emergency by the Mayor.

Unbudgeted purchases out of the following restricted funds may be authorized by the City Administrator or DPS Director if less than \$5,000 and funds are available.

- 115-Court Security
- 118-Court Automation
- 208-Seizure Fund
- 207-Vol Fire Donation Fund

PURCHASING PROCEDURES

VII. PURCHASES LESS THAN \$500.00

A. GENERAL INFORMATION

1. For non-recurring type purchases less than \$500, the City Administrator and/or DPS Director or his/her respective designees are responsible for ensuring costs are budgeted. The preferred purchase method is to have the vendor invoice the City for purchases. If this is not practical, purchases may be made with the City Procurement Card.

VIII. PURCHASES GREATER THAN \$500, BUT LESS THAN \$5,000.00

A. GENERAL INFORMATION

1. Purchase Request Form or Vendor's Formal Purchase Order is required for purchases greater than \$500, but less than \$5,000.00 that are not contractual or recurring in nature. City Administrator and/or DPS Director or his/her respective designees are responsible for ensuring costs are budgeted. The preferred purchase method is to have the vendor invoice the City for purchases. If this is not practical, purchases may be made with the City Procurement Card.

B. WORK FLOW SEQUENCE FOR PURCHASES GREATER THAN \$500, BUT LESS THAN \$5,000.00

1. Purchase Requestor determines if sufficient funds are budgeted for the purchase in the appropriate account.
2. If funds are not available, see Section VI. Funds Availability Policy.

3. If funds are available, the Purchase Requestor and his/her manager will use the Preferred Purchase Method or the City Procurement Card, whichever method is practical.
4. The Purchase Requestor keeps original approved Purchase Request Form (attached) for his/her records and submits a copy to Accounts Payable for pending payment documentation.
5. Once goods and or services are received or completed, Purchase Requestor submits the original approved Purchase Request Form, with certification signature that the goods/services were received and attaches any supporting documentation to Accounts Payable for payment processing.

IX. PURCHASES \$5,000.00 OR MORE, BUT LESS THAN \$50,000.00

A. GENERAL INFORMATION

1. Purchase Request Form or Vendor's Formal Purchase Order is required for purchases \$5,000 or more, but less than \$50,000.00 that are not contractual or recurring in nature.
2. Any purchase over \$5,000 must be brought to City Council for approval.

B. WORK FLOW SEQUENCE FOR PURCHASES \$5,000.00 OR MORE, BUT LESS THAN \$50,000.00

1. Purchase Requestor and his/her manager determine if sufficient funds are budgeted for the purchase in the appropriate account.
2. Purchases over \$5,000 must be approved by City Council, unless the expenditure is an emergency deemed by the Mayor.
3. If funds are available, the Purchase Requestor obtains at least three written quotes from three different vendors. If the commodity or service being purchased is available through a Historically Underutilized Business (HUB) in Tarrant County, at least two of the quotes must be from a HUB in Tarrant County. A current list of HUB's in Tarrant County is available from the Texas Building and Procurement Commission's HUB Directory Website (<http://www2.cpa.state.tx.us/cmb1/hubonly.html>).
4. The Purchase Requestor keeps original approved Purchase Request Form for his/her records and submits a copy to Accounts Payable for pending payment documentation. If a procurement card is used, the procurement card guidelines are followed (see cardholder agreement).
5. Once goods and or services are received or completed, Purchase Requestor submits the original approved Purchase Request Form, with certification signature that the goods/services were received and attaches any supporting documentation to Accounts Payable for payment processing.

X. PURCHASES \$50,000.00 OR MORE

A. GENERAL INFORMATION

1. Purchase Request Form and Formal Purchase Orders are required for purchases of \$50,000 or more if not contractual or recurring in nature.

2. A purchase of \$50,000 or more must follow statutorily created competitive bidding and procurement requirements and must receive Council approval prior to the expenditure of funds; or be subject to an exemption to the competitive bidding requirements - including but not limited to State contract purchases.
3. The Mayor and City Council or his/her designee shall process all purchases of \$50,000.00 or more.
4. In the event of an emergency, the Mayor may expend funds in the amount of \$50,000 or more without Council approval, if the Mayor and staff agree in writing that the expenditure is an emergency affecting the safety and public welfare and that failure to expend the funds immediately would result in loss of life or property. The action shall be ratified by the City Council at the next Regular or Special Called Council Meeting.

B. WORK FLOW SEQUENCE FOR PURCHASES \$50,000.00 OR MORE

1. The City of Dalworthington Gardens shall follow all applicable State and Federal Laws in purchasing goods and services \$50,000 or more.

RESOLUTION NO. 2021-03

**A RESOLUTION OF THE DALWORTHINGTON GARDENS CITY COUNCIL
APPROVING AMENDMENTS TO THE CAPITALIZATION AND DEPRECIATION
POLICY**

WHEREAS, the Council desires to make revisions to the Capitalization and Depreciation Policy.

**NOW THEREFORE, BE IT RESOLVED BY THE CITY COUNCIL OF THE CITY OF
DALWORTHINGTON GARDENS, THAT:**

Section 1. The amendments to the Capitalization and Depreciation Policy are hereby adopted and the final Policy is attached hereto as Exhibit A.

PASSED AND APPROVED on this February 18, 2021.

CITY OF DALWORTHINGTON GARDENS:

Laurie Bianco, Mayor

ATTEST:

Lola Hazel, City Secretary

CITY OF DALWORTHINGTON GARDENS CAPITALIZATION AND DEPRECIATION POLICY

The City of Dalworthington Gardens will regard fixed assets as capitalized when all of the following criteria are met:

- (1) Tangible capital items should be capitalized only if they have an estimated useful life of one (1) year or more following the date of acquisition or significantly extend the useful life of the existing asset and cannot be consumed, unduly altered, or materially reduced in value immediately by use and have a cost of not less than \$5,000 for any individual item or group of items (i.e.: desks, chairs, etc.).
- (2) The capitalization threshold of \$5,000 will be applied to individual items or to a group of similar items (i.e.: desks, chairs, etc.).
- (3) The cost of repairing or renovating the asset is \$5,000.00 or more and prolongs the life of the asset for more than one (1) year.
- (4) Leased Equipment should be capitalized if the lease agreement meets any one of the following criteria:
 - The lease transfers ownership of the property to the lessee by the end of the lease term.
 - The lease contains a bargain purchase option.
 - The lease term is equal to 75 percent or more of the estimated economic life of the leased property.
 - The present value of the minimum lease payments at the inception of the lease, excluding lease execution costs, equals at least 90 percent of the fair value of the leased property.
 - Leases that do not meet any of the above requirements should be recorded as an operating lease and reported in the notes of the financial statements.

The City of Dalworthington Gardens will regard the purchase of software programs as fixed assets subject to the above capitalization policy, and will amortize over an estimated useful life of three (3) years. Costs associated with software maintenance and customer support are considered expenditures and will not be capitalized.

Capital assets are recorded at cost and include ancillary charges necessary to place the asset into its intended location and condition for use. Ancillary charges include costs directly attributable to asset acquisition, such as freight and transportation charges, site preparation and professional fees.

Donated capital assets should be recorded at their estimated fair market value.

OTHER CONSIDERATIONS

- (1) REPAIR is an expenditure that keeps the property in ordinary efficient operating condition. If the cost of the repair does not add more than \$5,000 in value or does not prolong the life of the asset for more than one (1) year, then it is not considered a capital expenditure.
- (2) IMPROVEMENTS are expenditures for additions, alterations, and renovations that appreciably prolong the life of the asset as well as materially increase its value or adapt it to a different use. Improvements of this nature are capitalized.

Examples of Repairs vs. Improvements

<u>Repairs = Expenditures</u>	<u>Improvements = Capitalized Assets</u>
All items-life is less than one year OR cost is under \$5,000	All items-life is more than one year AND cost is \$5,000 or more

Property/Structure maintenance	Property/Structure rebuilding or renovation
Replacement of machine parts to keep machine in normal operating condition	Replacement of motor and parts that prolong the useful life of the machine
Replacement of small sections of wiring, pipes, or light fixtures	Major replacement of wiring, pipes, sewer, or lighting
Patching walls, minor repair of floors	Installation of floor, wall, roof, wall-covering, etc.
Minor repair of streets and roads	Major repair of streets and roads
Cleaning drapery, carpet, furniture	New drapery, carpets, furniture
Software maintenance and customer support	Software programs

DEPRECIATION METHOD

Depreciation begins when the asset is put into service. Idle assets pulled out of service continue to be depreciated unless the asset is being held for sale. Assets disposed of are depreciated through the disposition date.

The City of Dalworthington Gardens Fixed Assets will be depreciated on the straight-line basis over their estimated useful lives as outlined below:

Buildings	25 - 50 years	Machinery & Equipment	3 - 25 years
Building Improvements	15 - 30 years	Vehicles	3 - 5 years
Water and Sewer Lines	10 - 75 years	Office Equipment	3 - 5 years
Land Improvements	10 - 60 years	Computer Equipment	3 - 5 years
Infrastructure	10 - 50 years	Intangibles	2 - 40 years
Streets/Roads	10 - 30 years		

DEPRECIATION CONVENTION

To avoid the complications of depreciating each asset from the specific date on which it was placed in service, the City will adopt the full-month convention where depreciation is taken from the first day of the month in which the asset is placed in service regardless of the actual day of the month it was placed in service. If the asset is disposed of before the end of the estimated useful life, no depreciation is allowed for the month of disposition.

RESPONSIBILITY

The responsibility for the custody, use, control, and care of City property lies with each City department. The department director should ensure that the department maintains adequate internal control procedures. These internal control procedures must comply with City ordinances, policies, rules, and requirements. It is each City employee's responsibility to use property only for City purposes and to exercise reasonable care for its safekeeping.

Additions, disposals, and transfer of capital assets will be recorded in accordance with GAAP (Generally Accepted Accounting Principles). The finance director will audit assets on an annual basis, with the assistance of the department in possession of the capital assets.

**City Council
Staff Agenda Report**

Agenda Item: 7f.

Agenda Subject: Approval of Ordinance No. 2021-02 ratifying changes to the City of Dalworthington Gardens Code of Ordinances, Chapter 13, Utilities, Article 13.03 and Article 13.04, specifically as it pertains to garbage, recycling, and utility billing practices.

<p>Meeting Date: February 18, 2021</p>	<p>Financial Considerations: Attorney cost to prepare ordinance</p> <p>Budgeted: <input checked="" type="checkbox"/> Yes <input type="checkbox"/> No <input type="checkbox"/> N/A</p>	<p>Strategic Vision Pillar:</p> <p><input type="checkbox"/> Financial Stability <input checked="" type="checkbox"/> Appearance of City <input checked="" type="checkbox"/> Operations Excellence <input type="checkbox"/> Infrastructure Improvements/Upgrade <input type="checkbox"/> Building Positive Image <input type="checkbox"/> Economic Development <input type="checkbox"/> Educational Excellence</p>
--	---	---

Background Information: Council directed staff to make changes to Chapter 13, Utilities, of the City of Dalworthington Gardens Code of Ordinances as it relates to the time by which garbage containers are allowed to be and remain at the curb prior to collection. Since other changes were required to the ordinance, staff began working on changes to Article 13.03, Solid Waste; and Article 13.04, Water and Sewer Service.

Staff is now bringing back the Chapter 13 in ordinance form for ratification of changes. Two additional changes have been added to what council previously approved. Since they are minor changes, the ordinance was placed on the Consent Agenda for adoption. Council may pull the ordinance off of the Consent Agenda if additional discussion is desired.

1. 13.03.006 – numbered a.-d. instead of 1.-4.
2. 13.04.081(c) – this includes a slight correct to reflect the correct process.

Recommended Action/Motion: Motion to approve Ordinance No. 2021-02 ratifying changes to the City of Dalworthington Gardens Code of Ordinances, Chapter 13, Utilities, Article 13.03 and Article 13.04, specifically as it pertains to garbage, recycling, and utility billing practices.
 [OR list additional/recommended changes].

**Attachments: Redlined Ordinance
Ordinance No. 2021-02 for Adoption**

CHAPTER 13

UTILITIES

ARTICLE 13.03 SOLID WASTE

Division 1. Generally

Sec. 13.03.001 Title

This article shall be known as the garbage and trash disposal ordinance of the city.

Sec. 13.03.002 Definitions

The following words and terms, when used in this article, shall have the meanings respectively ascribed to them in this section:

Acceptable waste. Any nonhazardous garbage, trash, debris, brush, bulky waste, dead animals, stable matter, yard waste, recyclable materials and other refuse which the collector is legally permitted to accept for collection and delivery for disposal pursuant to the terms of its operating permit(s), including, but not limited to acceptable brush, commercial waste, industrial waste and residential waste, but excluding unacceptable waste.

Approved container. A receptacle for garbage and trash meeting specifications prescribed by the city.

Brush. Tree and shrub trimmings which are not susceptible to placement in regulation containers.

City. The City of Dalworthington Gardens; for the purposes of the notices, consents and approvals required by this article, the water and sewer superintendent of the city or his duly authorized representative.

Collector. The person, firm or corporation under contract to the city to perform on its behalf the functions of collecting and disposing of garbage, trash and other solid wastes within the city.

Commercial waste. All types of acceptable waste generated or discarded by stores, offices, restaurants, warehouses, multifamily housing units which utilize commercial containers and other nonmanufacturing activities at commercial and industrial units, excluding residential waste and industrial waste.

Container. ~~An approved container, meaning for residential customers a plastic bag of specifications equal to the container sold by the city for solid waste collection purposes.~~

Customer. Any owner, occupant, tenant, or person otherwise in control of any premises in the city on which garbage and trash are accumulated and from which the same is removed or required to be removed pursuant to the terms of this article.

Debris. Dirt, concrete, rocks, bricks, or other waste building material.

Garbage. Refuse animal or vegetable matter, as from a kitchen or food processing facility.

Industrial waste. Any acceptable waste resulting from or incidental to any process of industry or manufacturing, mining or agricultural operations. The term "industrial waste" shall include class III industrial solid waste (as defined under title 30, part I, chapter 330, subchapter A, rule 330.2 of the Texas Administrative Code), but shall exclude unacceptable waste and class I industrial solid waste and class II industrial solid waste.

Residential. Pertaining to any structure or premises used for permanent living quarters of whatever type, including conventional one-family residences, duplexes, multifamily residences, apartments, or mobile homes.

Trash. All refuse other than garbage, debris, and brush, as herein defined, including any household trash and yard trash (grass clippings, leaves, etc.).

Sec. 13.03.003 Duties of city as to inspection and enforcement

In addition to the usual enforcement agencies of the city, it is hereby made the duty of the city ~~to make inspection trips at regular intervals~~ to determine whether or not garbage, trash and rubbish are being properly collected, removed and disposed of as required by the provisions of this article or any other applicable health ordinance. In the event it is found that this article or any other applicable ordinance is being violated, appropriate and timely action shall be taken to insure a full compliance with its provisions. (2005 Code, sec. 8.3.18). A user who has violated, or continues to violate, any provision of this article, shall be liable to the city for a maximum civil penalty of two thousand dollars (\$2,000.00) per violation, per day.

Sec. 13.03.004 Collection required; Authority to collect

- (a) Every person who owns, occupies, or controls any premises in the city shall have garbage and trash removal.
- (b) No person shall collect garbage, trash, or refuse within the City except a person, firm, or corporation who has a contract or franchise with the City.

Sec. 13.03.0054 Containers required; containers to be kept closed

- (a) Duty to provide containers. Every customer shall provide and use approved containers sufficient in number to hold the garbage and trash normally accumulating on the premises of said customer.
- (b) Duty to secure containers. Every customer shall keep all garbage and trash containers used by it securely closed in such a manner as to prevent the scattering of the contents thereof and to render said contents inaccessible to insects, rodents, and other animals.

Sec. 13.03.0065 Placement of containers for residential customers

It shall be the duty of each customer of residential premises in the city to place garbage and trash containers at locations as follows:

- (1) Premises on alleys. If the premises from which garbage and trash are to be collected are adjacent to a dedicated public alley, the customer shall place all containers adjacent to the alley at a location on the premises and easily accessible to the collector from outside said premises.
- (2) Other premises. In the event there is no alley adjacent to the premises, the customer shall place all containers for collection at curbside on the street on which said premises are addressed.
- (3) Designation of collection point. In the event it is not practical to place containers for collection at locations hereinabove provided, the city shall designate the point most easily accessible for collection in such instances.
- (4) Time of placement. All containers shall be placed at the hereinabove prescribed locations not later than 7:00 a.m. on the day of scheduled collection. ~~In this regard, it shall be unlawful for any customer to place any container of garbage at said location prior to the day of scheduled collection.~~

Sec. 13.03.0076 Bundled trash and brush

~~In the event trash is of such a nature that it cannot be placed in approved containers, it shall be placed in bundles or disposable containers having outside dimensions of no more than four (4) feet, weighing not more than fifty (50) pounds, Trash shall be bundled in the manner required by the collector with which the city is contracted and shall be placed for collection as provided in section 13.03.0056 hereof. Brush shall be cut and bundled in the manner required by the collector with which the city is contracted and made publicly available on the City's website in lengths not to exceed four (4) feet and shall be trimmed and stacked at curbside to a height of not more than three (3) feet with the larger ends placed toward the curb or street. All vines and thorny bushes shall be placed in disposable containers. No bundle, container, or other item shall weigh more than the weight outlined in the requirements prescribed by the collector, sixty (60) pounds.~~

Sec. 13.03.0087 Rates for residential and commercial customers

~~The collection and removal of garbage and trash in disposable containers from premises used for residential purposes shall be made two (2) times each week. The fair and reasonable charges for collection of residential garbage, trash and recycling, and commercial garbage and trash, and hazardous household waste such services shall be as established in the fee schedule adopted by the City Council and available from the City Secretary, in appendix A of this code. Said charges shall accrue for each and every month or any portion thereof during which such service is available and provided to the customer. When a customer has an active water account with the city, said charges shall be due and payable simultaneously with charges for water service.~~

Sec. 13.03.0098 Placement of containers for commercial, institutional and industrial customers

It shall be the duty of the owner or person otherwise in control of the commercial, institutional, or industrial premises within the city to cause all garbage and trash accumulated on said premises to be placed at a location on the premises which is readily accessible to the collector and approved by the city. Commercial type containers shall be placed at a location on the premises arranged by the customer and the collector.

~~**Sec. 13.03.009 Rates for commercial, institutional and industrial customers**~~

- ~~(a) Frequency of collection. The collection and removal of garbage and trash from houses, buildings and premises used for commercial, institutional, or industrial purposes shall be made as often as necessary in order to maintain such premises free of accumulations of garbage and trash. In this regard, garbage collection shall be made not less than two (2) times each week.~~
- ~~(b) Disposable containers. Fair and reasonable charges for the collection and removal of garbage and trash from the premises of commercial, institutional and industrial customers, when the garbage and trash is in approved containers (disposable containers meeting city specifications therefor), shall be as provided in the fee schedule in appendix A of this code.~~
- ~~(c) Commercial type portable containers. As an alternative to the collection methods and charges provided in subsection (b) of this section, commercial, institutional, and industrial customers may dispose of garbage and trash by means of commercial type portable containers meeting city specifications. Additionally, multifamily residential may employ said commercial type containers for garbage and trash collection in the same manner and at the same rates provided for in the fee schedule in appendix A of this code.~~

~~(2005 Code, sec. 8.3.08)~~

Sec. 13.03.010 Payment of charges; ~~deposit~~

The charges fixed herein for the removal and disposal of all garbage and trash shall be entered by the city against the customer, and such charges shall be collected at the same time as water and sewer charges as provided in section 13.04.081 hereof ~~as similar charges are collected~~. A person who shall fail or refuse to pay the charges herein ~~specified within fifteen (15) days from the~~ on the date the same shall become due and payable shall have his garbage service suspended, and the city shall be notified immediately for appropriate action in accordance with the provisions in this article. ~~The authorized collector of the city is hereby authorized, at the city's option, to act as agent for the city in the collection of charges herein provided. The city or its collector may, at the commencement of service to any customer, require a cash deposit in an amount equal to one (1) month's bill, as estimated by the city. Said deposit shall be refunded to the customer upon termination of service and the payment of all service charges then due and owing. (2005 Code, sec. 8.3.09)~~

Sec. 13.03.011 ~~Collection to be carried on in systematic and efficient manner~~

~~The collection, removal and disposal of all garbage, trash and rubbish shall be carried on in a systematic, efficient manner, to keep the entire city in a clean and sanitary condition. (2005 Code, sec. 8.3.10(A))~~

Sec. 13.03.012 ~~Duty of customer to see that containers are emptied~~

~~Every customer is hereby required to maintain constant supervision and surveillance over garbage containers on his premises. If, after having been timely placed for collection, the containers are not collected or emptied and the contents removed, as the case may be, by an agent or representative of the city or other duly authorized person within a period of twenty four (24) hours of scheduled collection, the customer shall promptly notify the city of this fact. (2005 Code, sec. 8.3.11)~~

Sec. 13.03.013 Draining and wrapping of garbage and trash

All garbage or trash that is mixed with water or other liquids shall be drained before being put into a garbage or trash container. All animal matter subject to decomposition shall be well wrapped in paper or other combustible material before being deposited in such container. (2005 Code, sec. 8.3.10(B))

Sec. 13.03.014 Prohibited acts

- (a) Depositing litter or unsanitary matter. It shall be unlawful for any person to sweep, throw, or deposit any garbage, trash, debris, stagnant water, or dead animals into, upon or along any drain, gutter, alley, sidewalk, street, or vacant lot, or upon any public or private premises within the city.
- (b) Maintaining prohibited condition. It shall be unlawful for any person owning or otherwise in control of any premises within the city to permit any of the conditions described in subsection (a) of this section to exist upon property owned or controlled by him after having actual or constructive notice thereof.
- (c) Placing debris in disposable container. It shall be unlawful for any person to place debris in any disposable container herein required to be used for garbage and trash.
- (d) Open bins and unapproved containers prohibited. It shall be unlawful for any person to deposit or maintain trash in open bins or other containers not designated as approved containers as that term is herein defined.
- (e) Placing burning materials in container. It shall be unlawful for any person to deposit any burning match, charcoal, ember or other material in any container used for the disposal of garbage, trash or any other flammable substance.

~~State law reference Texas Litter Abatement Act, V.T.C.A., Health and Safety Code, ch. 365.~~

Sec. 13.03.015 Wastes from building operations

Rock, waste, scrap building materials, or other trash resulting from construction or major remodeling, resulting from general cleanup of vacant or improved property just prior to its occupancy, or resulting from sizable amounts of trees, brush, and debris cleared from property in preparation for construction, will not be removed by the city as a regular service. The owner will have such debris removed at his expense.

Sec. 13.03.016 Wastes from commercial tree trimming operations

It shall be the duty of any person employing a contractor, tree trimmer, or other person to trim or prune trees or shrubs to have said trimmings removed from the premises at his own expense.

Sec. 13.03.017 Recycling program

- (a) It is the policy of the city to encourage the recycling of certain types of solid waste materials in order to reduce landfill needs and to conserve natural resources.
- (b) Every residential customer shall be charged for a may elect to engage in solid waste recycling by enrolling in the city's subscription solid waste recycling program. The program consists of one time per week curbside pickup service for the solid waste items herein defined. All pickups shall be in recycling bins prescribed by the city. A list of acceptable items can be found on the city's website. The service may be terminated by returning the bin to the city with ten (10) days' notice to the city of such termination.
- (c) ~~Solid waste materials eligible for recycling under the city program are: newspapers and magazines; clear, brown and green glass; tin cans; aluminum cans; #1 and #2 plastic bottles; and such other materials as the city's solid waste collection~~

~~contractor may from time to time declare suitable for recycling.~~

~~(d) — The placement, collection and condition of solid waste materials for recycling shall be in accordance with the city's regulations therefor.~~

~~(e) — It shall be unlawful for any person to use or permit the use of a recycling bin for the purpose of disposing of any solid waste materials other than those enumerated in subsection (c) of this section.~~

~~(f) — It shall be unlawful for any person (other than a resident of the property on which a recycling bin is legally situated, or the city's solid waste collection contractor) to remove any items from a bin once it is placed at curbside for collection.~~

~~(g) — Concerning subscription-based recycling: Each customer using the subscription-based recycling service:~~

~~(1) — Shall use for such service the recycling bin designated therefor by the city's solid waste collection contractor;~~

~~(2) — Shall comply with the following standards of acceptability for recycled materials:~~

~~(A) — Acceptable materials: Metal cans; aluminum; glass; newspapers and magazines (including slick or glossy inserts); junk mail; cardboard; cereal boxes; office paper; plastic containers.~~

~~(B) — Unacceptable materials: Cans containing hazardous materials; aluminum foil; mirrors; window or plate glass; pizza boxes or materials containing food residue; containers for automotive fluids, pesticides or other hazardous materials; plastic grocery sacks.~~

~~(2005 Code, sec. 8.3.21)~~

13.03.016 Household Hazardous Waste Program

Every residential customer shall be charged for a household hazardous waste program. All pickups shall be in the manner prescribed by the city. A list of acceptable items can be found on the city's website.

Secs. 13.03.017–13.03.060 Reserved

Division 2. Private Collection and Disposal

Sec. 13.03.061 — License required

~~No person except the duly authorized agents or employees of the city and persons acting pursuant to a contract with the city for public collection and disposal shall empty garbage containers or trash receptacles or convey or transport garbage or trash on the streets, alleys, and public thoroughfares of the city without a license granted and issued by the city. (2005 Code, sec. 8.3.13(A))~~

Sec. 13.03.062 — Classifications of licenses

~~There shall be two (2) classifications of licenses, as follows:~~

~~(1) — Class A: For the collection and transportation of garbage from the licensee's premises or place of business using the licensee's own vehicles and equipment. Said license shall be issued by the city upon compliance with the provisions of section 13.03.066 hereof. A separate license shall be required for each set of premises or place of business of an applicant.~~

~~(2) — Class B: For the collection and transportation of garbage for hire, or for the collection and transportation of garbage from any point other than the licensee's premises or place of business. Said license may be issued by the city council upon compliance with the provisions of sections 13.03.066 and 13.03.067 hereof. Only one license shall be required for operations hereunder, but permits shall be required as provided in section 13.03.064.~~

~~(2005 Code, sec. 8.3.13(B))~~

Sec. 13.03.063 — Fee for class A license

~~The annual fee for class A license shall be as provided in the fee schedule in appendix A of this code. (2005 Code, sec. 8.3.13(C))~~

Sec. 13.03.064 — Permits under class B license

~~(a) — Separate permit required for each pickup location. Class B licensees shall obtain from the city sanitarian a separate permit for each customer service or pickup, and an application for said permit shall state the location of the pickup, the type of garbage or trash facility to be used, and such other information as the city may deem necessary.~~

~~(b) — Permit fee. The annual fee for each permit obtained by a class B licensee shall be as provided for in the fee schedule in appendix A of this code.~~

~~(2005 Code, sec. 8.3.13(D))~~

Sec. 13.03.065 — Operation without permit prohibited

~~It shall be unlawful for any person to engage in the collection or transportation of garbage and trash for hire from any premises~~

~~for which a permit has not been obtained, as hereinabove provided. (2005 Code, sec. 8.3.13(E))~~

~~**Sec. 13.03.066—Application for permit**~~

~~The application for a permit required by this article shall set forth the name and address of the applicant; the trade name under which the applicant does or proposes to do business; the number of vehicles the applicant desires to operate; the class, size and design of each vehicle; whether or not the applicant or any person with whom he has been associated or employed has a claim or judgment against him for damages resulting from the negligent operation of a vehicle; the financial ability and responsibility of the applicant; his ability to respond in damages in the event of damages to persons or damage to property by reason of the negligent operation of a vehicle on the streets or public thoroughfares of the city; the nature and character of the service the applicant proposes to render; the experience he has had in rendering such service; the patrons for whom he proposes to render this service; and such other information as the city council may require. (2005 Code, sec. 8.3.14)~~

~~**Sec. 13.03.067—Investigation of applicant for class B license**~~

~~Any person desiring a class B license shall make application to the city council, which shall make or cause to be made such investigation as it may consider necessary in order to determine whether public convenience and necessity require the granting of such license, and whether the applicant is a fit and proper person to conduct such business. (2005 Code, sec. 8.3.15)~~

~~**Sec. 13.03.068—Transfer of permit; revocation of permit**~~

~~All permits granted by the city council for the collection, removal, and disposal of garbage, trash, and rubbish shall be nontransferable. Such permits may be rescinded by the city council at any time when in its judgment such action is deemed to be to the best interest of the public. (2005 Code, sec. 8.3.16)~~

~~**Sec. 13.03.069—Carrying of permit**~~

~~In all cases where permits have been issued for the collection, removal, and disposal of garbage, trash, and rubbish, such permit shall be in the possession of the person rendering such service and shall be subject to inspection at all times. (2005 Code, sec. 8.3.17)~~

~~**Sec. 13.03.070—Identification of vehicles**~~

~~All trucks and containers used for the collection and transportation of garbage and trash shall be clearly marked with the owner's name and telephone number in letters not less than two (2) inches high. (2005 Code, sec. 8.3.13(F))~~

~~**Sec. 13.03.071—Covering of vehicles**~~

~~All vehicles used for the collection and transportation of garbage and trash shall be enclosed or covered with net, canvas, or wire to prevent the contents thereof from falling or blowing into the public streets or adjacent property. (2005 Code, sec. 8.3.13(G))~~

ARTICLE 13.04 WATER AND SEWER SERVICE

Division 1. Generally

Sec. 13.04.001 Definitions

As used in this article:

Director of public works or designee-director. The city administrator or other person designated by the city council to manage and administer the water and sewer system of the city.

Person. Any person, firm, association of persons, or corporation, including a public, private or municipal corporation.

Water utility, water utilities or waterworks. The city waterworks system and mains, and all other works of the city directly connected with the operation of such water system, including the sanitary sewer system of the city.

Secs. 13.04.002–13.04.050 Reserved

Division 2. Water Meters

Sec. 13.04.051 Control of meters

All water furnished by the water utility to its consumers shall be measured by meters. The size, type and right to own and control all meters installed or used by consumers shall be determined by the water utility. (2005 Code, sec. 13.4.20)

~~**Sec. 13.04.052—Purchase and repair of meters**~~

~~All meters shall be purchased by the water users through the water utility, and in the event repairs on the same become necessary, such repairs shall be made by the water utility at its expense. The meters shall remain the property of the city, whether purchased by the water user or the city. (2005 Code, sec. 13.4.21)~~

Sec. 13.04.0523 Charge in case of faulty meter Bill adjustment

- a. Inoperable/Faulty Meter: Should any meter fail to register correctly the amount of water used by a consumer since the previous reading, the right shall exist on the part of the water utility to average the month and charge for water on the basis of any three months' average; provided, however, that the months used for the purpose of making the average are comparable to the month(s) the water is used. The director is authorized to adjust disputed charges upon evidence satisfactory to the director of a meter malfunction, misreading or other documented error, provided that such adjustment shall not exceed the sum of \$50.00.
- b. Water Leak: Conditions arise that could merit a bill adjustment in the event of a water leak. The customer is asked to complete a Leak Adjustment form for the necessary details and acknowledge that an adjustment will be made only once in a 12 month period. A portion of the leak will be absorbed by the Water utility. The remaining balance will be the current bill owed by the customer. Adjustment is conducted on water charge only, not sewer charge. The Leak Adjustment Policy is used to calculate the adjustment. Leak Adjustment Policy is as follows.

The total adjusted water bill will be calculated using the following formula:

1. An adjusted leak water volume cost is first calculated which is derived from taking a volume average from the previous three months, subtracting the average from the actual billed gallons for the leak month, and multiplying the current rate charged to the City by the city of Arlington. This calculation will show the cost the City will pay regardless of any adjustment passed on to the customer.
2. A three month volume average is then calculated by taking the three month volume average but subtracting the first 2,000 gallons, and multiplying by the current rate the City charges the customer.
3. The total adjusted water bill is then calculated using the adjusted leak water volume cost, the three month average volume cost, and the minimum charge.

Diagram: Example Calculation

Leak Month	Aug-20	
Leak Month Billed Gallons	105,454	
Water Leak Adjustment Calculation		
<i>Previous 3 months :</i>		
July	89,413	
June	53,000	
May	37,000	
3 Month Avg.	59,804	
Leak Month Billed Gallons	105,454	
3 Month Avg.	(59,804)	
Gallons above avg.	45,650	
Current Arlington Rate per 1K Gal	\$ 2.30	
Adjusted Leak Water Volume Cost	\$ 104.99	A
3 Month Avg Volume (less 2K gal)	57,804	
Current DWG Rate per 1K Gal	\$ 4.00	
3 Month Avg Volume Cost	\$ 231.22	B
Minimum Charge	\$ 30.00	C
Total Adjusted Water Bill	\$ 366.21	=A+B+C
Actual Billed Water Amount	\$ 443.82	
Water Leak Credit Adjustment	\$ (77.61)	

- c. When it is observed that a meter registers "0" usage where service is known to be active, the following is used to estimate the billing adjustment for the water consumed but not metered: The account's historical-use data is utilized to find the lowest usage observed for the subject month(s). This same amount will be used in estimating the usage for the month it was not metered. If there is insufficient historical data for the subject month, use the best available data.

Division 3. Rates, Charges and Billing

Sec. 13.04.081 Billing and collection procedures; deposits

- (a) Meters shall be read to ~~the nearest 1,000~~ the one gallons monthly at approximately the same time each month and the consumer notified ~~in writing in the manner chosen by customer in writing~~ of the applicable charges and the due date for payment of such charges.
- (b) Utility bills shall be due and payable on or before the 10th day of the month ~~next~~ following the month for which the charges are made. Utility bills not paid by the 10th day of the month shall be deemed delinquent, and the city shall collect ~~thereon~~ an additional amount equal to 10% of the bill, inclusive of water, sewer, household hazardous waste, and solid waste collection charges, before delinquency, as penalty for late payment. ~~The total amount due to the city at the time of service cutoff shall accrue interest at 10% per annum from such cutoff date until paid.~~
- (c) Water service on accounts not paid by the ~~10th day after the last Wednesday of the month in which payment was due date~~ shall be cut off, after 7 days' notice, and a charge ~~therefor~~ in the amount prescribed in the fee schedule in appendix A adopted by the City Council and available from the City Secretary of this code shall be paid to the city before said water service is reconnected. The city may allow, upon written request from the consumer, a payment plan agreement. Payment plans shall require payment in increments to allow payment in full by next billing date. In certain circumstances, the city administrator may allow a longer period to pay. In cases where more time is given, water shall be cut off if payee defaults on payment plan.
- (d) For customers who start or end with a partial month remaining, the following policy shall apply: Customers who establish/discontinue accounts with seven or less days remaining in a month are not charged the minimum charge. Customers who establish/discontinue accounts with more than seven day remaining in a month will have the minimum charge prorated based upon the number of days remaining in the month. Water and/or sewer rates shall apply to any customer using water and sewer service. Customers who have occupied the service address for less than a full billing cycle and have used less than the minimum amount of water shall be charged for 1/4 month, 1/2 month, or 3/4 month billing, or as near to one of the above as possible.
- (e) Should service be discontinued as above stated, applicable service charges will be added to the delinquent amount due and the delinquent amount plus service charges must be paid before service is resumed. Additionally, if at the time of discontinuation of service the customer has not previously paid a service deposit as required by this code, such deposit shall be paid before service is resumed.
- (f) The utility deposit shall be held by the city until such time as the ~~customer account is closed or the City receives information indicating the customer intended to close the account and/or is no longer using utility services. closes the account, discontinues service and demands refund of the deposit.~~ If the account has been paid in full at closing, including the final billing, the deposit shall be refunded in full. Should the account not be paid in full, the city may apply the deposit to the account balance and either refund the surplus deposit or bill for the excess account balance.
- (g) Deposits shall be refundable under the conditions described herein. Charges are not refundable, and shall be cumulative.
- (h) The schedule of customer deposits and charges shall be as provided in the fee schedule adopted by the City Council and available from the City Secretary in appendix A of this code.

Sec. 13.04.082 Water and sewer rates

- (a) Water rates.
- (1) ~~The rates charged for water service furnished to customers within the corporate limits of the city shall be as provided in the fee schedule adopted by the City Council and available from the City Secretary in appendix A of this code.~~
- (2) ~~The water rates are based upon the size of meter service and the amount of water used, as measured by a single meter, in increments of one thousand (1000) gallons.~~
- (b) Sewer rates. The rates charged for sewer service furnished to customers within the corporate limits of the city shall be as provided in the fee schedule adopted by the City Council and available from the City Secretary in appendix A of this code.
- (c) Contractors.
- (1) All water usage necessary for the normal construction of water, sewer, street, and other public works projects shall be measured by meters furnished by the water utility and billed to the contractor's account based on the city's prevailing rates. Upon payment of the deposit, the contractor shall obtain a meter from the water utility and shall be responsible for the meter, valve, fittings, and hydrant. Any damages that may occur to the meter shall be repaired by the city at the contractor's expense. The contractor's deposit for the portable meter and deposits as outlined in the fee schedule adopted by the City Council and available from the City Secretary, less repair costs, if applicable, shall be refunded provided that the account has been paid in full.
- (2) A meter may be moved to various locations, but the contractor shall report its location to the water utility at the time of any relocation. The contractor shall assure that the meter is read on or about the 15th day of each month by

notifying the water utility of its location ~~or~~ bringing it to the water utility to be read, or taking a photo of the reading and sending to the water utility. Failure to comply with this provision shall result in a penalty charge to the contractor's account in an amount equal to the monthly billing for 100,000 gallons of water.

Sec. 13.04.083 New accounts; taps

(a) To open a new water account, water customers shall be required to make a deposit with the city that conforms to the established policy of the water utility as outlined in the fee schedule adopted by the City Council and available from the City Secretary.

(b) Bills may be paid by cash, check, ~~or~~ money order, or credit card. The water utility reserves the right to refuse payment by personal check if through experience or other information there is reason to believe the check will not be honored at the payer's bank.

(c) A charge shall be made by the water utility for each new tapping of or connection to any water main or sanitary sewer line of the city, said charge to be determined by the size of the connection in accordance with the schedule therefor provided in the fee schedule adopted by the City Council and available from the City Secretary. ~~in appendix A of this code.~~

(d) In addition to the charges set forth in subsection (c) above, customer shall be responsible for paying any additional costs such as street patching as set forth in the fee schedule adopted by the City Council and available from the City Secretary. If third party services are used, the customer is responsible for coordinating, hiring, and paying for said services in accordance with the city fee schedule. City shall supervise and inspect work prior to applicant receiving water services.

~~(1) Condition I shall exist when a service line is in place, complete with angle stop or curb stop, and the water utility sets a meter and box.~~

~~(2) Condition II shall exist when the city main must be tapped for service, no street cut is required for the service line, and the meter is set within eight (8) feet of the tap.~~

~~(3) Condition III shall exist when a street cut is required for the tap. This charge shall include patching of the street and a maximum of 40 feet of service line.~~

~~(4) Condition IV shall exist when the street proposed to be cut is a major thoroughfare. In such event, no cut shall be made if boring is possible in the judgment of the city. Boring fees shall be as provided in the fee schedule in appendix A of this code.~~

~~(5) A credit will be given when the property owner has met all of the following conditions:~~

~~(A) The city is provided with invoices and written proof that all costs of tap installation, both labor and materials, have been paid; and~~

~~(B) All work done, both labor and materials, complies with city specifications therefor.~~

~~No credit shall have the effect of reducing the tap and meter fee to an amount less than the fees herein provided for in Condition I.~~

~~(e) For tap and/or meter sizes other than those described above, work not addressed in the fee schedule adopted by the City Council and available from the City Secretary, the water utility shall charge the actual costs incurred by the water utility of furnishing and installing the tap and meter, including all labor, materials, and equipment necessary to make the tap, run the service line, set the meter and box, and any other work reasonably necessary thereto.~~

~~(f) All street cuts require Council approval. For major thoroughfares, no cut shall be made if boring is possible in the judgment of the City.~~

~~(g) On sewer services 5" and larger in size, a manhole approved by the director shall be installed at the city sewer main over the sewer service unless a wye has been installed at the time the main was laid.~~

~~(h) It shall be the responsibility of the property owner to maintain the sewer service from the sewer main to and on his property, including the connection to the sewer main. The cost of the manhole and sewer service shall be paid by the customer.~~

Sec. 13.04.084 Service outside corporate limits

(a) Water rates. The rate charged by the city for water outside the corporate limits of the city shall be determined by the city council.

(b) Sewer rates. The rates charged by the city for sewer service outside the corporate limits of the city shall be determined by the city council.

Secs. 13.04.085–13.04.120 Reserved

Division 4. Regulations and Restrictions on Service

Sec. 13.04.121 Responsibility for leakage

(a) All property owners, their agents and tenants shall be held responsible as consumers for loss of water due to leakage in pipes or plumbing. If lost water is not paid for according to the rates provided therefor, when payment is due, the water service shall be cut off by the water utility and not turned on again until all claims are paid. In the event of any change in tenancy in rental property where there exists, at such time, leakage, such condition shall be corrected to the satisfaction of the water utility before service will be restored.

(b) If any customer shall be indebted to the water utility on any account at his current or previous place of consumption, such service shall be discontinued by the city until payment in full, plus any service charge, is made.

Sec. 13.04.122 Opening curb stop

No plumber or any other person shall open the street curb stop after same has been closed by the water utility without a written permit first being obtained from the water utility. (2005 Code, sec. 13.4.41)

Sec. 13.04.123 Extension of water service to other premises prohibited

After water is introduced into a building or upon any premises, the same shall not be extended by any plumber or any other person to any other premises for additional fixtures. (2005 Code, sec. 13.4.42)

Sec. 13.04.124 Separate service pipe required for each house

Two houses shall not be permitted to be supplied with one service pipe where there is a water main in front of the premises, but shall have separate service pipes, unless approved otherwise by the director of utilities. (2005 Code, sec. 13.4.43)

Sec. 13.04.125 Repair and renewal of service pipes

The water utility reserves the right to make all repairs and renewals of service pipes from the main to the meter, and it shall be unlawful for any other person to repair or renew service pipes from the main to the meter without first obtaining the written consent of the water utility. (2005 Code, sec. 13.4.44)

Sec. 13.04.126 Connections to multiple-unit buildings

All buildings used as duplexes, townhouses, shopping malls, apartment houses, etc., shall be required to provide a separate connection and meter with the main for each dwelling or rental unit, if each tenant is responsible for his own water account. Upon noncompliance with this provision, the water utility shall cut off the supply for the entire building or any portion thereof deemed by it to be proper. If the entire water service to a multiple-unit building is provided through one meter and connection, the charges for water and sewer shall be the obligation of and paid by the building owner. If payment is to be made by the building owner through an agent, the owner shall furnish to the city written proof of the agent's authority prior to initiation of utility service, or upon demand of the city. (2005 Code, sec. 13.4.45)

Sec. 13.04.127 Disconnection or Interruption of service by water utility

(a) The right is reserved in the water utility to temporarily discontinue and to reconnect, without notice, water supply to any and all consumers for the purpose of making repairs, connections, extensions, or cleaning of mains, machinery, reservoirs or any part of said water system. (2005 Code, sec. 13.4.46)

1) Making repairs, connections, extensions, or cleaning of mains, machinery, reservoirs or any part of said water system

2) A known dangerous or hazardous condition exists for which service may remain disconnected for as long as the condition exists, including but not limited to, a public health nuisance as defined in Sections 341.011 of the Texas Health and Safety Code, or there is reason to believe a dangerous or hazardous condition exists and the Customer refuses to allow access for the purpose of confirming the existence of such condition and/or removing the dangerous or hazardous condition.

3) Service is connected without authority by a person who has not made application for service or who has reconnected service without authority following termination of service for nonpayment

4) In instances of tampering with the water utility's meter or equipment, by-passing the meter or equipment, or other diversion of service.

5) The customer remits a check as payment to unlock or reconnect service, and the check is determined to be of non-sufficient funds.

(b) Outside of the above temporary reasons initiated by the utility, disconnection or discontinuing of water supply shall only be permitted for closure of a utility account. There shall be no temporary disconnection permitted when an existing utility customer does not intend to close the utility account. When an account is disconnected, reconnection fees shall be paid in accordance with fee schedule adopted by the City Council and available from the City Secretary.

13.04.128 Disconnection on Holidays and Weekends

Unless a potentially hazardous condition exists, service shall not be disconnected on a day, or on a day preceding a day, when personnel of the Water utility are not available to the public for the purpose of making collections and reconnecting service.

13.04.129 Disconnection for Ill and Disabled

The water utility may not discontinue service to a delinquent residential Customer permanently residing in an individually metered dwelling unit when that Customer establishes that discontinuance of service will result in some person at that residence becoming seriously ill or more seriously ill if service is discontinued. Each time a Customer seeks to avoid termination of service under this Sub-section, the Customer must have the attending physician call or contact the water utility within sixteen (16) days of issuance of the bill. A written statement must be received by the water utility from the physician within twenty-six (26) days of the issuance of the utility bill. The prohibition against service termination shall last sixty-three (63) days from the issuance of the utility bill or such lesser period as may be agreed upon by the Water utility and Customer's physician. The Customer shall enter into a payment plan agreement.

Sec. 13.04.12830 Tapping of street mains

It shall be unlawful for any plumber or person, other than a contractor employed by the water utility, to tap any street main, make connections with the street mains or extend service pipes from the mains to the meters, and to place a curb-stop and meter box at the point, and all of such equipment shall be under the exclusive control of the water utility. Said tap and service shall be paid for by the person ordering the work done before work is commenced, according to schedule of prices shown in the fee schedule adopted by the City Council and available from the City Secretary in appendix A of this code. (2005 Code, sec. 13.4.47)

Sec. 13.04.12931 Use of fire hydrants

It shall be unlawful for any person except a member of the fire department or employees of the water utility to open or use water from a fire hydrant or to take off the cap without permission from the water utility, except for the use of construction water with the proper construction meter attached to the fire hydrant. (2005 Code, sec. 13.4.48)

Sec. 13.04.1302 Malicious interference with water service

~~It shall be unlawful for any person, individually or in association with others, to willfully break, injure or tamper with any part of the water utility system for any purpose whatsoever, or in any other manner to maliciously interfere with or prevent the running and operating of such system. (2005 Code, sec. 13.4.49)~~

~~**State law reference** Criminal mischief by tampering with public communications, public water, gas, or power supply, V.T.C.A., Penal Code, sec. 28.03.~~

Meter-tampering, by-passing, or diversion are strictly prohibited, including any tampering with the water utility's service equipment, by-passing the same, or other instances of diversion, such as:

- a. removing a locking or shut-off device used by the water utility to discontinue service;
- b. physically disorienting the meter;
- c. attaching objects to the meter to divert service or to by-pass;
- d. inserting objects into the meter; or
- e. other electrical or mechanical means of tampering with, by-passing, or diverting service.

Photographic evidence or any other reliable and credible evidence may be used to establish that a violation of this prohibition has occurred and to justify appropriate action by the water utility. A court finding of meter tampering may be used instead of photographic or other evidence, if applicable. Violation of this prohibition may be prosecuted to the extent allowed by law under the Texas Penal Code 28.03.

Sec. 13.04.131 Diversion of water from metered flow

~~Whoever by any means or device prevents water from passing through any meter belonging to the water utility, or prevents any meter used in connection with the supply of water to any consumer by the utility from registering the amount of water passing through such meter, or prevents a meter from duly registering the quantity of water supplied or in any way interferes with its proper action or just registration, or, without the consent in writing of the director, diverts the water from any pipe or pipes of the water utilities, or otherwise uses, or causes to be used, without the consent of the director, any water produced or distributed by said water utility department, or retains possession of, or refuses to deliver, any meter or other appliance loaned to him by the water utility for the purpose of furnishing water through same, shall be in violation of these rules and regulations and shall be deemed guilty of a misdemeanor. The presence at any time on or about any such meter or pipe of any device or pipes resulting in the diversion of water or prevention of its free passage and registration by the meter as above defined, or prevention of the water reaching the meter, or resulting in the prevention of the just registration of the meter or meters or the taking of any water except through a meter as above set forth, shall constitute prima facie evidence on the part of the person owning or having custody and control of the room, building, place or premises where such device or pipe is, of knowledge of the existence thereof and knowledge of such existence to the person who w~~

~~properly metered, and shall further constitute prima facie evidence of the intention on the part of such person or persons to defraud, and shall bring such person prima facie within the scope, meaning and penalties of this section and this article. (2005 Code, sec. 13.4.50)~~

Sec. 13.04.133 Fee for Unauthorized Actions (Tampering)

~~If the water utility's facilities or equipment have been damaged by tampering, by-passing, installing unauthorized taps, reconnecting service without authority, or other service diversion, a fee shall be charged equal to the actual costs for all labor, material, and equipment necessary for repair or replacement of the water utility's facilities and shall be paid before service is reestablished. . All components of this fee will be itemized, and a statement shall be provided to the Customer. Note: Payment of this fee will not preclude the water utility from requesting appropriate criminal prosecution for any act resulting in equipment damage or theft of service or violating this ordinance.~~

Sec. 13.04.1324 Water used in construction

Where water is used in the construction or repair of property or where water has not been turned on by the water utility for construction use on the premises, water shall not be turned on until a charge for service is paid. The water utility reserves the right to estimate the amount of water used. ~~(2005 Code, sec. 13.4.51)~~

Sec. 13.04.1335 Repair of meters and meter boxes; testing of meters

(a) All water meters and meter boxes furnished by the city shall remain at all times the property of the city, and shall be maintained and repaired by the city and shall be replaced when rendered by the director to be unserviceable through fair wear and tear. When replacements, repairs, or adjustments of any meter or meter box are rendered necessary by the act, neglect, or carelessness of the owner or occupant of any premises, and if not paid, service shall be disconnected.

(b) When any consumer of water is of the opinion that the meter through which the water is supplied is incorrect for any reason, he may make application to the water utility to have the meter examined and tested. It is provided further that the director may require such customer to pay a fee for removing and testing the meter. The fee for removing and testing the water meter shall be as provided in the fee schedule ~~adopted by the City Council and available from the City Secretary in appendix A of this code.~~

(c) If any meter one inch (1") or smaller shall, upon testing, have been found to register over two percent more water than actually passed through it, based on a series of tests over the range of flow recommended by its manufacturer, another meter will be substituted ~~therefor~~ and the fee charged in the application for such test will be credited to the person making the application and the account adjusted for a period not exceeding the most recent three months' billing period prior to such test. If any meter one inch (1") or larger (upon examination and test) is found to register over three percent more water than actually passed through it, the same adjustment shall apply.

Sec. 13.04.1346 Installation of check valve or backflow prevention device

If, in the judgment of the director, a check valve or backflow and backsiphonage device is necessary for the safety of the water system, he will give notice in writing to the customer to install such device immediately. Any such device shall be of a type approved by the director. The customer will install such approved device at his own expense, and failure, refusal, or inability of the customer to install such device immediately shall constitute a ground for discontinuing water service to the premises until such device has been installed. (2005 Code, sec. 13.4.53)

Sec. 13.04.1357 City not liable for damage due to interruption of water service

All persons operating boilers, air conditioning equipment or other water-consuming devices, which may become damaged due to the interruption of water service, and which are supplied directly with city water, do so at their own risk. The city shall not be liable for any damage that may occur on account of the water being cut off for any purpose, or on account of the breaking of any pipe or fixture by pressure of the water from the city mains. (2005 Code, sec. 13.4.54)

Sec. 13.04.1368 Meters or fire hydrants exposed to damage from traffic

It shall be unlawful to build driveways or other driving surfaces or areas in such manner as to expose any meter or fire hydrant to damage from traffic. Whenever the property owner requests the moving of any meter or fire hydrant, such cost shall be the expense of the property owner. (2005 Code, sec. 13.4.55)

Sec. 13.04.1379 Reselling water

It shall be unlawful for any person to sell or resell water from the city water utility for domestic or any other uses within or without the city without receiving a permit to do so from the city. (2005 Code, sec. 13.4.56)

Sec. 13.04.13840 Connection to sanitary sewer required

(a) The use of any premises in the city in such manner that sewage is allowed to accumulate or flow upon the surface of any such property, or the discharge of sewage done in such a manner as to pollute the surface soil, the contamination of any drinking water supply, the infection of flies or cockroaches or the creation of any other nuisance within the city is hereby declared a nuisance, if connection with any line of the sanitary sewer system of the city exists which is adequate to handle such sewage.

(b) It shall be the duty of any persons owning or occupying improved property ~~to connect the same to the city sewer system if it can be feasibly~~

connected to the city sewer system to connect such property and the improvements thereon with the city water services if the same exist in the street, alley, or other public way or water right-or-way abutting the premises.

(c) Where city sanitary sewer service is not available in the abutting streets, alleys, or other public ways, or other utility rights-of-way, but subsequently is laid therein, it shall be the duty of the owner or occupant of such property whose sewage disposal is a nuisance as herein defined, within one year after the same becomes available, to connect therewith. Such connections shall be made subject to the applicable charges provided by the then-current ordinances of the city.

(d) It shall be the duty of the director to notify the owner or occupant of every building situated where there has been laid a sanitary sewer, and where there is sufficient water service from the city's waterworks, to make connections with the city's sanitary sewer. Any such owner or occupant of any building so situated who shall fail to make connection with the city sanitary sewer within sixty (60) days after receipt of such notice from the director shall be deemed guilty of a misdemeanor.

Sec. 13.04.13941 Fire sprinkler system or fire service

(a) No connection for a fire sprinkler or fire service shall be permitted unless application therefor has been made and granted by the water utility and approved by the building official of the city. In no instance shall any connection be made with any fire sprinkler or fire service without the written consent of the water utility. Should it be found that any unauthorized connection has been made, or that any water has been used from a sprinkler or fire service for any other purposes than extinguishing a fire, or that a waste of water is permitted from such connection through leaks in the pipes or fixtures, the water service shall be cut off and not turned on until a meter of the size and kind prescribed by the director shall have been furnished and installed at the expense of the customer.

(b) The furnishing, installation, maintenance and inspection of all meters and services, checks, bypasses, valves, piping, and other appurtenances necessary for the installation and operation of fire sprinkler systems and fire services shall be the expense of the customer.

(2005 Code, sec. 13.4.58)

Secs. 13.04.1402–13.04.160 Reserved

Division 5. Water System Access Fees

Sec. 13.04.161 Fort Worth system facility access fee (impact fees)

The system facility access fees are those imposed upon the City of Dalworthington Gardens by the City of Fort Worth for providing water service to new development contained within the incorporated city limits of Dalworthington Gardens and to which service is provided either directly or indirectly by the City of Fort Worth water system. The system facility access fees for residential and other classes of customers shall be the applicable system facility access fees set and assessed by the City of Fort Worth pursuant to the wholesale water contract between Fort Worth and Dalworthington Gardens. (Ordinance 17-14, sec. 1, adopted 5/18/17)

ORDINANCE NO. 2021-02

AN ORDINANCE AMENDING ARTICLE 13 “SOLID WASTE” OF CHAPTER 13 “UTILITIES” OF THE CODE OF ORDINANCES OF THE CITY OF DALWORTHINGTON GARDENS, AS AMENDED, BY AMENDING ARTICLE 13.03 “SOLID WASTE” TO UPDATE THE CITY’S SOLID WASTE REGULATIONS, AND BY AMENDING ARTICLE 13.04 “WATER AND SEWER SERVICE” TO UPDATE THE REGULATIONS RELATED TO THE CITY’S WATER AND SEWER SERVICES; PROVIDING THAT THIS ORDINANCE SHALL BE CUMULATIVE OF ALL ORDINANCES; PROVIDING A SEVERABILITY CLAUSE; PROVIDING A PENALTY FOR VIOLATIONS HEREOF; PROVIDING A SAVINGS CLAUSE; PROVIDING FOR PUBLICATION IN THE OFFICIAL NEWSPAPER AND PROVIDING AN EFFECTIVE DATE.

WHEREAS, the City of Dalworthington Gardens is a Type-A general law municipality located in Tarrant County, created in accordance with the provisions of Chapter 6 of the Texas Local Government Code and operating pursuant to the enabling legislation of the State of Texas; and

WHEREAS, the City of Dalworthington Gardens has heretofore adopted regulations regarding the storing and collection of solid waste; and

WHEREAS, the City of Dalworthington Gardens has heretofore adopted regulations related to the City’s water and sewer services; and

WHEREAS, the City Council now deems it necessary to update the solid waste regulations and the regulations related to water and sewer services.

NOW THEREFORE, BE IT ORDAINED BY THE CITY COUNCIL OF THE CITY OF DALWORTHINGTON GARDENS, TEXAS, THAT:

SECTION I.

Article 13.03 “Solid Waste” of Chapter 13 “Utilities,” as amended is hereby amended to read as follows:

ARTICLE 13.03 SOLID WASTE

Sec. 13.03.001 Title

This article shall be known as the garbage and trash disposal ordinance of the city.

Sec. 13.03.002 Definitions

The following words and terms, when used in this article, shall have the meanings respectively ascribed to them in this section:

Acceptable waste. Any nonhazardous garbage, trash, debris, brush, bulky waste, dead animals, stable matter, yard waste, recyclable materials and other refuse which the collector is legally permitted to accept for collection and delivery for disposal pursuant to the terms of its operating permit(s), including, but not limited to acceptable brush, commercial waste, industrial waste and residential waste, but excluding unacceptable waste.

Approved container. A receptacle for garbage and trash meeting specifications prescribed by the city.

Brush. Tree and shrub trimmings which are not susceptible to placement in regulation containers.

City. The City of Dalworthington Gardens; for the purposes of the notices, consents and approvals required by this article, the water and sewer superintendent of the city or his duly authorized representative.

Collector. The person, firm or corporation under contract to the city to perform on its behalf the functions of collecting and disposing of garbage, trash and other solid wastes within the city.

Commercial waste. All types of acceptable waste generated or discarded by stores, offices, restaurants, warehouses, multifamily housing units which utilize commercial containers and other nonmanufacturing activities at commercial and industrial units, excluding residential waste and industrial waste.

Customer. Any owner, occupant, tenant, or person otherwise in control of any premises in the city on which garbage and trash are accumulated and from which the same is removed or required to be removed pursuant to the terms of this article.

Debris. Dirt, concrete, rocks, bricks, or other waste building material.

Garbage. Refuse animal or vegetable matter, as from a kitchen or food processing facility.

Industrial waste. Any acceptable waste resulting from or incidental to any process of industry or manufacturing, mining or agricultural operations. The term "industrial waste" shall include class III industrial solid waste (as defined under title 30, part I, chapter 330, subchapter A, rule 330.2 of the Texas Administrative Code), but shall exclude unacceptable waste and class I industrial solid waste and class II industrial solid waste.

Residential. Pertaining to any structure or premises used for permanent living quarters of whatever type, including conventional one-family residences, duplexes, multifamily residences, apartments, or mobile homes.

Trash. All refuse other than garbage, debris, and brush, as herein defined, including any household trash and yard trash (grass clippings, leaves, etc.).

Sec. 13.03.003 Duties of city as to inspection and enforcement

In addition to the usual enforcement agencies of the city, it is hereby made the duty of the city to determine whether or not garbage, trash and rubbish are being properly collected, removed and disposed of as required by the provisions of this article or any other applicable health ordinance. In the event it is found that this article or any other applicable ordinance is being violated, appropriate and timely action shall be taken to insure full compliance with its provisions. (2005 Code, sec. 8.3.18). A user who has violated, or continues to violate, any provision of this article, shall be liable to the city for a maximum civil penalty of two thousand dollars (\$2,000.00) per violation, per day.

Sec. 13.03.004 Collection required; Authority to collect

(a) Every person who owns, occupies, or controls any premises in the city shall have garbage and trash removal.

(b) No person shall collect garbage, trash, or refuse within the City except a person, firm, or corporation who has a contract or franchise with the City.

Sec. 13.03.005 Containers required; containers to be kept closed

(a) Duty to provide containers. Every customer shall provide and use approved containers sufficient in number to hold the garbage and trash normally accumulating on the premises of said customer.

(b) Duty to secure containers. Every customer shall keep all garbage and trash containers used by it securely closed in such a manner as to prevent the scattering of the contents thereof and to render said contents inaccessible to insects, rodents, and other animals.

Sec. 13.03.006 Placement of containers for residential customers

It shall be the duty of each customer of residential premises in the city to place garbage and trash containers at locations as follows:

(a) Premises on alleys. If the premises from which garbage and trash are to be collected are adjacent to a dedicated public alley, the customer shall place all containers adjacent to the alley at a location on the premises and easily accessible to the collector from outside said premises.

(b) Other premises. In the event there is no alley adjacent to the premises, the customer shall place all containers for collection at curbside on the street on which said premises are addressed.

(c) Designation of collection point. In the event it is not practical to place containers for collection at locations hereinabove provided, the city shall designate the point most easily accessible for collection in such instances.

(d) Time of placement. All containers shall be placed at the hereinabove prescribed locations not later than 7:00 a.m. on the day of scheduled collection.

Sec. 13.03.007 Bundled trash and brush

Trash shall be bundled in the manner required by the collector with which the city is contracted and shall be placed for collection as provided in [section 13.03.006](#) hereof. Brush shall be cut and bundled in the manner required by the collector with which the city is contracted and made publicly available on the City's website. No bundle, container, or other item shall weigh more than the weight outlined in the requirements prescribed by the collector.

Sec. 13.03.008 Rates for residential and commercial customers

The charges for collection of residential garbage, trash, recycling, commercial garbage and trash, and household hazardous waste shall be as established in the fee schedule adopted by the City Council and available from the City Secretary. Said charges shall accrue for each and every month or any portion thereof

during which such service is available and provided to the customer. When a customer has an active water account with the city, said charges shall be due and payable simultaneously with charges for water service.

Sec. 13.03.009 Placement of containers for commercial, institutional and industrial customers

It shall be the duty of the owner or person otherwise in control of the commercial, institutional, or industrial premises within the city to cause all garbage and trash accumulated on said premises to be placed at a location on the premises which is readily accessible to the collector and approved by the city. Commercial type containers shall be placed at a location on the premises arranged by the customer and the collector.

Sec. 13.03.010 Payment of charges

The charges fixed herein for the removal and disposal of all garbage and trash shall be entered by the city against the customer, and such charges shall be collected at the same time as water and sewer charges as provided in section 13.04.081 hereof.. A person who shall fail or refuse to pay the charges herein on the date the same shall become due and payable shall have his garbage service suspended, and the city shall be notified immediately for appropriate action in accordance with the provisions in this article.

Sec. 13.03.011 Draining and wrapping of garbage and trash

All garbage or trash that is mixed with water or other liquids shall be drained before being put into a garbage or trash container. All animal matter subject to decomposition shall be well wrapped in paper or other combustible material before being deposited in such container.

Sec. 13.03.012 Prohibited acts

(a) Depositing litter or unsanitary matter. It shall be unlawful for any person to sweep, throw, or deposit any garbage, trash, debris, stagnant water, or dead animals into, upon or along any drain, gutter, alley, sidewalk, street, or vacant lot, or upon any public or private premises within the city.

(b) Maintaining prohibited condition. It shall be unlawful for any person owning or otherwise in control of any premises within the city to permit any of the conditions described in subsection (a) of this section to exist upon property owned or controlled by him after having actual or constructive notice thereof.

(c) Placing debris in disposable container. It shall be unlawful for any person to place debris in any disposable container herein required to be used for garbage and trash.

(d) Open bins and unapproved containers prohibited. It shall be unlawful for any person to deposit or maintain trash in open bins or other containers not designated as approved containers as that term is herein defined.

(e) Placing burning materials in container. It shall be unlawful for any person to deposit any burning match, charcoal, ember or other material in any container used for the disposal of garbage, trash or any other flammable substance.

Sec. 13.03.013 Wastes from building operations

Rock, waste, scrap building materials, or other trash resulting from construction or major remodeling, resulting from general cleanup of vacant or improved property just prior to its occupancy, or resulting from sizable amounts of trees, brush, and debris cleared from property in preparation for

construction, will not be removed by the city as a regular service. The owner will have such debris removed at his expense.

Sec. 13.03.014 Wastes from commercial tree trimming operations

It shall be the duty of any person employing a contractor, tree trimmer, or other person to trim or prune trees or shrubs to have said trimmings removed from the premises at his own expense.

Sec. 13.03.015 Recycling program

(a) It is the policy of the city to encourage the recycling of certain types of solid waste materials in order to reduce landfill needs and to conserve natural resources.

(b) Every residential customer shall be charged for a recycling program. All pickups shall be in recycling bins prescribed by the city. A list of acceptable items can be found on the city's website.

Sec. 13.03.016 Household Hazardous Waste Program

Every residential customer shall be charged for a household hazardous waste program. All pickups shall be in the manner prescribed by the city. A list of acceptable items can be found on the city's website.

Secs. 13.03.017–13.03.060 Reserved

SECTION II.

Article 13.04 "Water and Sewer Service" of Chapter 13 "Utilities," as amended is hereby amended to read as follows:

ARTICLE 13.04 WATER AND SEWER SERVICE

Division 1. Generally

Sec. 13.04.001 Definitions

As used in this article:

Director of public works or designee. The city administrator or other person designated by the city council to manage and administer the water and sewer system of the city.

Person. Any person, firm, association of persons, or corporation, including a public, private or municipal corporation.

Water utility, water utilities or waterworks. The city waterworks system and mains, and all other works of the city directly connected with the operation of such water system, including the sanitary sewer system of the city.

Secs. 13.04.002–13.04.050 Reserved

Division 2. Water Meters

Sec. 13.04.051 Control of meters

All water furnished by the water utility to its consumers shall be measured by meters. The size, type and right to own and control all meters installed or used by consumers shall be determined by the water utility.

Sec. 13.04.052 Bill adjustment

(a) Inoperable/Faulty Meter: Should any meter fail to register correctly the amount of water used by a consumer since the previous reading, the right shall exist on the part of the water utility to average the month and charge for water on the basis of any three months' average; provided, however, that the months used for the purpose of making the average are comparable to the month(s) the water is used. The director is authorized to adjust disputed charges upon evidence satisfactory to the director of a meter malfunction, misreading or other documented error.

(b) Water Leak: Conditions arise that could merit a bill adjustment in the event of a water leak. The customer is asked to complete a Leak Adjustment form for the necessary details and acknowledge that an adjustment will be made only once in a 12 month period. A portion of the leak will be absorbed by the Water utility. The remaining balance will be the current bill owed by the customer. Adjustment is conducted on water charge only, not sewer charge. The Leak Adjustment Policy is used to calculate the adjustment. Leak Adjustment Policy is as follows.

The total adjusted water bill will be calculated using the following formula:

- (1) An adjusted leak water volume cost is first calculated which is derived from taking a volume average from the previous three months, subtracting the average from the actual billed gallons for the leak month, and multiplying the current rate charged to the City by the city of Arlington. This calculation will show the cost the City will pay regardless of any adjustment passed on to the customer.
- (2) A three month volume average is then calculated by taking the three month volume average but subtracting the first 2,000 gallons, and multiplying by the current rate the City charges the customer.
- (3) The total adjusted water bill is then calculated using the adjusted leak water volume cost, the three month average volume cost, and the minimum charge.

Diagram: Example Calculation

Leak Month	Aug-20
Leak Month Billed Gallons	105,454

Water Leak Adjustment Calculation

Previous 3 months :

July	89,413
June	53,000
May	37,000
3 Month Avg.	59,804

Leak Month Billed Gallons	105,454
3 Month Avg.	(59,804)

Gallons above avg.	45,650	
Current Arlington Rate per 1K Gal	\$ 2.30	
Adjusted Leak Water Volume Cost	\$ 104.99	A
3 Month Avg Volume (less 2K gal)	57,804	
Current DWG Rate per 1K Gal	\$ 4.00	
3 Month Avg Volume Cost	\$ 231.22	B
Minimum Charge	\$ 30.00	C
Total Adjusted Water Bill	\$ 366.21	=A+B+C
Actual Billed Water Amount	\$ 443.82	
Water Leak Credit Adjustment	\$ (77.61)	

(c) When it is observed that a meter registers “0” usage where service is known to be active, the following is used to estimate the billing adjustment for the water consumed but not metered: The account’s historical-use data is utilized to find the lowest usage observed for the subject month(s). This same amount will be used in estimating the usage for the month it was not metered. If there is insufficient historical data for the subject month, use the best available data.

Secs. 13.04.053–13.04.080 Reserved

Division 3. Rates, Charges and Billing

Sec. 13.04.081 Billing and collection procedures; deposits

(a) Meters shall be read to the one gallon monthly at approximately the same time each month and the consumer notified in the manner chosen by customer in writing of the applicable charges and the due date for payment of such charges.

(b) Utility bills shall be due and payable on or before the 10th day of the month following the month for which the charges are made. Utility bills not paid by the 10th day of the month shall be deemed delinquent, and the city shall collect an additional amount equal to 10% of the bill, inclusive of water, sewer, household hazardous waste and solid waste collection charges, before delinquency, as penalty for late payment.

(c) Water service on accounts not paid by the last Wednesday of the month in which payment was due shall be cut off, and a charge in the amount prescribed in the fee schedule adopted by the City Council and available from the City Secretary shall be paid to the city before said water service is reconnected. The city may allow, upon written request from the consumer, a payment plan agreement. Payment plans shall require payment in increments to allow payment in full by next billing date. In certain circumstances, the city administrator may allow a longer period to pay. In cases where more time is given, water shall be cut off if payee defaults on payment plan.

(d) For customers who start or end with a partial month remaining, the following policy shall apply: Customers who establish/discontinue accounts with seven or less days remaining in a month are not charged the minimum charge. Customers who establish/discontinue accounts with more than seven day remaining in a month will have the minimum charge prorated based upon the number of days remaining in the month.

(e) Should service be discontinued as above stated, applicable service charges will be added to the delinquent amount due and the delinquent amount plus service charges must be paid before service is

resumed. Additionally, if at the time of discontinuation of service the customer has not previously paid a service deposit as required by this code, such deposit shall be paid before service is resumed.

(f) The utility deposit shall be held by the city until such time as the account is closed or the City receives information indicating the customer intended to close the account and/or is no longer using utility services. If the account has been paid in full at closing, including the final billing, the deposit shall be refunded in full. Should the account not be paid in full, the city may apply the deposit to the account balance and either refund the surplus deposit or bill for the excess account balance.

(g) Deposits shall be refundable under the conditions described herein. Charges are not refundable, and shall be cumulative.

(h) The schedule of customer deposits and charges shall be as provided in the fee schedule adopted by the City Council and available from the City Secretary.

Sec. 13.04.082 Water and sewer rates

(a) Water rates. The rates charged for water service furnished to customers within the corporate limits of the city shall be as provided in the fee schedule adopted by the City Council and available from the City Secretary.

(b) Sewer rates. The rates charged for sewer service furnished to customers within the corporate limits of the city shall be as provided in the fee schedule adopted by the City Council and available from the City Secretary.

(c) Contractors.

(1) All water usage necessary for the normal construction of water, sewer, street, and other public works projects shall be measured by meters furnished by the water utility and billed to the contractor's account based on the city's prevailing rates. Upon payment of the deposit, the contractor shall obtain a meter from the water utility and shall be responsible for the meter, valve, fittings, and hydrant. Any damages that may occur to the meter shall be repaired by the city at the contractor's expense. The contractor's deposit for the portable meter and deposits as outlined in the fee schedule adopted by the City Council and available from the City Secretary, less repair costs, if applicable, shall be refunded provided that the account has been paid in full.

(2) A meter may be moved to various locations, but the contractor shall report its location to the water utility at the time of any relocation. The contractor shall assure that the meter is read on or about the 15th day of each month by notifying the water utility of its location, bringing it to the water utility to be read, or taking a photo of the reading and sending to the water utility. Failure to comply with this provision shall result in a penalty charge to the contractor's account in an amount equal to the monthly billing for 100,000 gallons of water.

Sec. 13.04.083 New accounts; taps

(a) To open a new water account, water customers shall be required to make a deposit with the city that conforms to the established policy of the water utility as outlined in the fee schedule adopted by the City Council and available from the City Secretary.

(b) Bills may be paid by cash, check, money order, or credit card. The water utility reserves the right to refuse payment by personal check if through experience or other information there is reason to believe the check will not be honored at the payer's bank.

(c) A charge shall be made by the water utility for each new tapping of or connection to any water main or sanitary sewer line of the city, said charge to be determined by the size of the connection in accordance with the schedule therefor provided in the fee schedule adopted by the City Council and available from the City Secretary

(d) In addition to the charges set forth in subsection (c) above, customer shall be responsible for paying any additional costs such as street patching as set forth in the fee schedule adopted by the City Council and available from the City Secretary. If third party services are used, the customer is responsible for coordinating, hiring, and paying for said services in accordance with the city fee schedule. City shall supervise and inspect work prior to applicant receiving water services.

(e) For work not addressed in the fee schedule adopted by the City Council and available from the City Secretary, the water utility shall charge the actual costs incurred by the water utility, including all labor, materials, and equipment necessary to make the tap, run the service line, set the meter and box, and any other work reasonably necessary thereto.

(f) All street cuts require Council approval. For major thoroughfares, no cut shall be made if boring is possible in the judgment of the City.

(g) On sewer services 5" and larger in size, a manhole approved by the director shall be installed at the city sewer main over the sewer service unless a wye has been installed at the time the main was laid.

(h) It shall be the responsibility of the property owner to maintain the sewer service from the sewer main to and on his property, including the connection to the sewer main. The cost of the manhole and sewer service shall be paid by the customer.

Sec. 13.04.084 Service outside corporate limits

(a) Water rates. The rate charged by the city for water outside the corporate limits of the city shall be determined by the city council.

(b) Sewer rates. The rates charged by the city for sewer service outside the corporate limits of the city shall be determined by the city council.

Secs. 13.04.085–13.04.120 Reserved

Division 4. Regulations and Restrictions on Service

Sec. 13.04.121 Responsibility for leakage

(a) All property owners, their agents and tenants shall be held responsible as consumers for loss of water due to leakage in pipes or plumbing. If lost water is not paid for according to the rates provided therefor, when payment is due, the water service shall be cut off by the water utility and not turned on again until all claims are paid. In the event of any change in tenancy in rental property where there exists, at such time, leakage, such condition shall be corrected to the satisfaction of the water utility before service will be restored.

(b) If any customer shall be indebted to the water utility on any account at his current or previous place of consumption, such service shall be discontinued by the city until payment in full, plus any service charge, is made.

Sec. 13.04.122 Opening curb stop

No plumber or any other person shall open the street curb stop after same has been closed by the water utility without a written permit first being obtained from the water utility.

Sec. 13.04.123 Extension of water service to other premises prohibited

After water is introduced into a building or upon any premises, the same shall not be extended by any plumber or any other person to any other premises for additional fixtures.

Sec. 13.04.124 Separate service pipe required for each house

Two houses shall not be permitted to be supplied with one service pipe where there is a water main in front of the premises, but shall have separate service pipes, unless approved otherwise by the director of utilities.

Sec. 13.04.125 Repair and renewal of service pipes

The water utility reserves the right to make all repairs and renewals of service pipes from the main to the meter, and it shall be unlawful for any other person to repair or renew service pipes from the main to the meter without first obtaining the written consent of the water utility.

Sec. 13.04.126 Connections to multiple-unit buildings

All buildings used as duplexes, townhouses, shopping malls, apartment houses, etc., shall be required to provide a separate connection and meter with the main for each dwelling or rental unit, if each tenant is responsible for his own water account. Upon noncompliance with this provision, the water utility shall cut off the supply for the entire building or any portion thereof deemed by it to be proper. If the entire water service to a multiple-unit building is provided through one meter and connection, the charges for water and sewer shall be the obligation of and paid by the building owner. If payment is to be made by the building owner through an agent, the owner shall furnish to the city written proof of the agent's authority prior to initiation of utility service, or upon demand of the city.

Sec. 13.04.127 Disconnection or Interruption of service by water utility

(a) The right is reserved in the water utility to temporarily discontinue and to reconnect, without notice, water supply to any and all consumers for any of the following reasons:

(1) Making repairs, connections, extensions, or cleaning of mains, machinery, reservoirs or any part of said water system

(2) A known dangerous or hazardous condition exists for which service may remain disconnected for as long as the condition exists, including but not limited to, a public health nuisance as defined in Sections 341.011 of the Texas Health and Safety Code, or there is reason to believe a dangerous or hazardous condition exists and the Customer refuses to allow access for the purpose of confirming the existence of such condition and/or removing the dangerous or hazardous condition.

(3) Service is connected without authority by a person who has not made application for service or who has reconnected service without authority following termination of service for nonpayment

(4) In instances of tampering with the water utility's meter or equipment, by-passing the meter or equipment, or other diversion of service.

(5) The customer remits a check as payment to unlock or reconnect service, and the check is determined to be of non-sufficient funds.

(b) Outside of the above temporary reasons initiated by the utility, disconnection or discontinuing of water supply shall only be permitted for closure of a utility account. There shall be no temporary disconnection permitted when an existing utility customer does not intend to close the utility account. When an account is disconnected, reconnection fees shall be paid in accordance with fee schedule adopted by the City Council and available from the City Secretary.

13.04.128 Disconnection on Holidays and Weekends

Unless a potentially hazardous condition exists, service shall not be disconnected on a day, or on a day preceding a day, when personnel of the Water utility are not available to the public for the purpose of making collections and reconnecting service.

13.04.129 Disconnection for Ill and Disabled

The water utility may not discontinue service to a delinquent residential Customer permanently residing in an individually metered dwelling unit when that Customer establishes that discontinuance of service will result in some person at that residence becoming seriously ill or more seriously ill if service is discontinued. Each time a Customer seeks to avoid termination of service under this Sub-section, the Customer must have the attending physician call or contact the water utility within sixteen (16) days of issuance of the bill. A written statement must be received by the water utility from the physician within twenty-six (26) days of the issuance of the utility bill. The prohibition against service termination shall last sixty-three (63) days from the issuance of the utility bill or such lesser period as may be agreed upon by the Water utility and Customer's physician. The Customer shall enter into a payment plan agreement.

Sec. 13.04.130 Tapping of street mains

It shall be unlawful for any plumber or person, other than a contractor employed by the water utility, to tap any street main, make connections with the street mains or extend service pipes from the mains to the meters, and to place a curb-stop and meter box at the point, and all of such equipment shall be under the exclusive control of the water utility. Said tap and service shall be paid for by the person ordering the work done before work is commenced, according to schedule of prices shown in the fee schedule adopted by the City Council and available from the City Secretary.

Sec. 13.04.131 Use of fire hydrants

It shall be unlawful for any person except a member of the fire department or employees of the water utility to open or use water from a fire hydrant or to take off the cap without permission from the water utility, except for the use of construction water with the proper construction meter attached to the fire hydrant.

Sec. 13.04.132 Malicious interference with water service

Meter-tampering, by-passing, or diversion are strictly prohibited, including any tampering with the water utility's service equipment, by-passing the same, or other instances of diversion, such as:

- a. removing a locking or shut-off device used by the water utility to discontinue service;
- b. physically disorienting the meter,
- c. attaching objects to the meter to divert service or to by-pass;
- d. inserting objects into the meter; or
- e. other electrical or mechanical means of tampering with, by-passing, or diverting service.

Photographic evidence or any other reliable and credible evidence may be used to establish that a violation of this prohibition has occurred and to justify appropriate action by the water utility. A court finding of meter tampering may be used instead of photographic or other evidence, if applicable. Violation of this prohibition may be prosecuted to the extent allowed by law under the Texas Penal Code 28.03.

Sec. 13.04.133 Fee for Unauthorized Actions (Tampering)

If the water utility's facilities or equipment have been damaged by tampering, by-passing, installing unauthorized taps, reconnecting service without authority, or other service diversion, a fee shall be charged equal to the actual costs for all labor, material, and equipment necessary for repair or replacement of the water utility's facilities and shall be paid before service is reestablished. . All components of this fee will be itemized, and a statement shall be provided to the Customer. *Note:* Payment of this fee will not preclude the water utility from requesting appropriate criminal prosecution for any act resulting in equipment damage or theft of service or violating this ordinance.

Sec. 13.04.134 Water used in construction

Where water is used in the construction or repair of property or where water has not been turned on by the water utility for construction use on the premises, water shall not be turned on until a charge for service is paid. The water utility reserves the right to estimate the amount of water used.

Sec. 13.04.135 Repair of meters and meter boxes; testing of meters

(a) All water meters and meter boxes furnished by the city shall remain at all times the property of the city, and shall be maintained and repaired by the city and shall be replaced when rendered by the director to be unserviceable through fair wear and tear. When replacements, repairs, or adjustments of any meter or meter box are rendered necessary by the act, neglect, or carelessness of the owner or occupant of any premises, and if not paid, service shall be disconnected.

(b) When any consumer of water is of the opinion that the meter through which the water is supplied is incorrect for any reason, he may make application to the water utility to have the meter examined and tested. It is provided further that the director may require such customer to pay a fee for removing and testing the meter. The fee for removing and testing the water meter shall be as provided in the fee schedule adopted by the City Council and available from the City Secretary.

(c) If any meter one inch (1") or smaller shall, upon testing, have been found to register over two percent more water than actually passed through it, based on a series of tests over the range of flow recommended by its manufacturer, another meter will be substituted and the fee charged in the application for such test will be credited to the person making the application and the account adjusted for a period not exceeding the most recent three months' billing period prior to such test. If any meter one inch (1") or larger (upon examination and test) is found to register over three percent more water than actually passed through it, the same adjustment shall apply.

Sec. 13.04.136 Installation of check valve or backflow prevention device

If, in the judgment of the director, a check valve or backflow and backsiphonage device is necessary for the safety of the water system, he will give notice in writing to the customer to install such device immediately. Any such device shall be of a type approved by the director. The customer will install such approved device at his own expense, and failure, refusal, or inability of the customer to install such device immediately shall constitute a ground for discontinuing water service to the premises until such device has been installed. (2005 Code, sec. 13.4.53)

Sec. 13.04.137 City not liable for damage due to interruption of water service

All persons operating boilers, air conditioning equipment or other water-consuming devices, which may become damaged due to the interruption of water service, and which are supplied directly with city water, do so at their own risk. The city shall not be liable for any damage that may occur on account of the water being cut off for any purpose, or on account of the breaking of any pipe or fixture by pressure of the water from the city mains. (2005 Code, sec. 13.4.54)

Sec. 13.04.138 Meters or fire hydrants exposed to damage from traffic

It shall be unlawful to build driveways or other driving surfaces or areas in such manner as to expose any meter or fire hydrant to damage from traffic. Whenever the property owner requests the moving of any meter or fire hydrant, such cost shall be the expense of the property owner.

Sec. 13.04.139 Reselling water

It shall be unlawful for any person to sell or resell water from the city water utility for domestic or any other uses within or without the city without receiving a permit to do so from the city.

Sec. 13.04.140 Connection to sanitary sewer required

(a) The use of any premises in the city in such manner that sewage is allowed to accumulate or flow upon the surface of any such property, or the discharge of sewage done in such a manner as to pollute the surface soil, the contamination of any drinking water supply, the infection of flies or cockroaches or the creation of any other nuisance within the city is hereby declared a nuisance, if connection with any line of the sanitary sewer system of the city exists which is adequate to handle such sewage.

(b) It shall be the duty of any persons owning or occupying improved property within the city which can be feasibly connected to the city sewer system to connect such property and the improvements thereon with the city water services if the same exist in the street, alley, or other public way or water right-of-way abutting the premises.

(c) Where city sanitary sewer service is not available in the abutting streets, alleys, or other public ways, or other utility rights-of-way, but subsequently is laid therein, it shall be the duty of the owner or occupant of such property whose sewage disposal is a nuisance as herein defined, within one year after the same becomes available, to connect therewith. Such connections shall be made subject to the applicable charges provided by the then-current ordinances of the city.

(d) It shall be the duty of the director to notify the owner or occupant of every building situated where there has been laid a sanitary sewer, and where there is sufficient water service from the city's waterworks, to make connections with the city's sanitary sewer. Any such owner or occupant of any

building so situated who shall fail to make connection with the city sanitary sewer within sixty (60) days after receipt of such notice from the director shall be deemed guilty of a misdemeanor.

Sec. 13.04.141 Fire sprinkler system or fire service

(a) No connection for a fire sprinkler or fire service shall be permitted unless application therefor has been made and granted by the water utility and approved by the building official of the city. In no instance shall any connection be made with any fire sprinkler or fire service without the written consent of the water utility. Should it be found that any unauthorized connection has been made, or that any water has been used from a sprinkler or fire service for any other purposes than extinguishing a fire, or that a waste of water is permitted from such connection through leaks in the pipes or fixtures, the water service shall be cut off and not turned on until a meter of the size and kind prescribed by the director shall have been furnished and installed at the expense of the customer.

(b) The furnishing, installation, maintenance and inspection of all meters and services, checks, bypasses, valves, piping, and other appurtenances necessary for the installation and operation of fire sprinkler systems and fire services shall be the expense of the customer.

Secs. 13.04.142–13.04.160 Reserved

Division 5. Water System Access Fees

Sec. 13.04.161 Fort Worth system facility access fee (impact fees)

The system facility access fees are those imposed upon the City of Dalworthington Gardens by the City of Fort Worth for providing water service to new development contained within the incorporated city limits of Dalworthington Gardens and to which service is provided either directly or indirectly by the City of Fort Worth water system. The system facility access fees for residential and other classes of customers shall be the applicable system facility access fees set and assessed by the City of Fort Worth pursuant to the wholesale water contract between Fort Worth and Dalworthington Gardens. (Ordinance 17-14, sec. 1, adopted 5/18/17)

SECTION III.

This ordinance shall be cumulative of all provisions of ordinances and of the Code of Ordinances, Dalworthington Gardens, Texas as amended, except where the provisions are in direct conflict with the provisions of other ordinances, in which event the conflicting provisions of the other ordinances are hereby repealed.

SECTION IV.

It is hereby declared to be the intention of the City Council that the phrases, clauses, sentences, paragraphs and sections of this ordinance are severable, and if any phrase, clause, sentence, paragraph or section of this ordinance shall be declared unconstitutional by the valid judgment or decree of any court of competent jurisdiction, such unconstitutionality shall not affect any of the remaining phrases, clauses, sentences, paragraphs and sections of this ordinance, since the same would have been enacted by the City Council without the incorporation in this ordinance of any such unconstitutional phrase, clause, sentence, paragraph or section.

SECTION V.

Any person, firm or corporation who violates, disobeys, omits, neglects, refuses or fails to comply with, or who resists the enforcement of any provision of this ordinance shall be fined not more than Two Thousand Dollars (\$2000.00) for each offence. Each day that a violation is permitted to exist shall constitute a separate offense.

SECTION VI.

All rights and remedies of the City of Dalworthington Gardens are expressly saved as to any and all violations of the provisions of the Code of Ordinances, City of Dalworthington Gardens, Texas, or any other ordinances affecting construction which have accrued at the time of the effective date of this ordinance; and as such accrued violations and all pending litigation, both civil and criminal, whether pending in court or not, under such ordinances, same shall not be affected by this ordinance but may be prosecuted until final disposition by the court.

SECTION VII.

The City Secretary of the City of Dalworthington Gardens is hereby directed to publish at least twice in the official newspaper of the City of Dalworthington Gardens, the caption and the penalty clause of this ordinance in accordance with Section 52.011 of the Local Government Code.

SECTION VIII.

This ordinance shall be in full force and effect from and after its passage and publication as required by law,

PASSED AND APPROVED on this 18th day of February, 2021.

Laurie Bianco, Mayor

ATTEST:

Lola Hazel, City Secretary

**City Council
Staff Agenda Report**

Agenda Item: 7g.

Agenda Subject: Approval of Resolution No. 2021-04 authorizing continued participation with the Atmos Cities Steering Committee; and authorizing the payment of five cents per capita to the Atmos Cities Steering Committee to fund regulatory and related activities related to Atmos Energy Corporation.

<p>Meeting Date: February 18, 2021</p>	<p>Financial Considerations: \$122.70</p> <p>Budgeted: <input checked="" type="checkbox"/> Yes <input type="checkbox"/> No <input type="checkbox"/> N/A</p>	<p>Strategic Vision Pillar:</p> <p><input type="checkbox"/> Financial Stability <input type="checkbox"/> Appearance of City <input checked="" type="checkbox"/> Operations Excellence <input type="checkbox"/> Infrastructure Improvements/Upgrade <input type="checkbox"/> Building Positive Image <input type="checkbox"/> Economic Development <input type="checkbox"/> Educational Excellence</p>
--	---	--

Prior Council Action:

Background Information: Most municipalities have retained original jurisdiction over gas utility rates and services within municipal limits. The Atmos Cities Steering Committee (“ACSC”) is composed of 178 municipalities in the service area of Atmos Energy Corporation, Mid-Tex Division that have retained original jurisdiction. Atmos is a monopoly provider of natural gas. Because Atmos has no competitors, regulation of the rates that it charges its customers is the only way that cities can ensure that natural gas rates are fair. Working as a coalition to review the rates charged by Atmos allows cities to accomplish more collectively than each city could do acting alone. Cities have more than 100 years’ experience in regulating natural gas rates in Texas.

ACSC is the largest coalition of cities served by Atmos Mid-Tex. There are 178 ACSC member cities, which represent more than 60 percent of the total load served by Atmos-Mid Tex. ACSC protects the authority of municipalities over the monopoly natural gas provider and defends the interests of residential and small commercial customers within the cities. Although many of the activities undertaken by ACSC are connected to rate cases (and therefore expenses are reimbursed by the utility), ACSC also undertakes additional activities on behalf of municipalities for which it needs funding support from its members.

The ACSC Membership Assessment Supports Important Activities:

ACSC is actively involved in rate cases, appeals, rulemakings, and legislative efforts impacting the rates charged by Atmos within the City. These activities will continue throughout the calendar year. It is possible that additional efforts will be necessary on new issues that arise during the year, and it is important that ACSC be able to fund its participation on behalf of its member cities. A per capita assessment has historically been used, and is a fair method for the members to bear the burdens associated with the benefits received from that membership.

Recommended Action/Motion: Motion to approve Resolution No. 2021-04 authorizing continued participation with the Atmos Cities Steering Committee; and authorizing the payment of five cents per capita to the Atmos Cities Steering Committee to fund regulatory and related activities related to Atmos Energy Corporation.

**Attachments: Invoice
Resolution**

City of Arlington, c/o Atmos Cities Steering Committee
 Attn: Brandi Stigler
 101 S. Mesquite St., Ste 300
 MS #63-0300
 Arlington, TX 76010

Invoice

Date	Invoice #
1/8/2021	21-45

Bill To
City of Dalworthington Gardens

Item	Population	Per Capita	Amount
2021 Membership Assessment	2,454	0.05	122.70
Please make check payable to: Atmos Cities Steering Committee and mail to Atmos Cities Steering Committee, Attn: Brandi Stigler, Arlington City Attorney's Office, 101 S. Mesquite St., Ste 300, MS #63-0300, Arlington, Texas 76010			Total \$122.70

RESOLUTION NO. 2021-04

A RESOLUTION AUTHORIZING CONTINUED PARTICIPATION WITH THE ATMOS CITIES STEERING COMMITTEE; AND AUTHORIZING THE PAYMENT OF FIVE CENTS PER CAPITA TO THE ATMOS CITIES STEERING COMMITTEE TO FUND REGULATORY AND RELATED ACTIVITIES RELATED TO ATMOS ENERGY CORPORATION

WHEREAS, the City of Dalworthington Gardens is a regulatory authority under the Gas Utility Regulatory Act (GURA) and has exclusive original jurisdiction over the rates and services of Atmos Energy Corporation, Mid-Tex Division (Atmos) within the municipal boundaries of the city; and

WHEREAS, the Atmos Cities Steering Committee (ACSC) has historically intervened in Atmos rate proceedings and gas utility related rulemakings to protect the interests of municipalities and gas customers residing within municipal boundaries; and

WHEREAS, ACSC is participating in Railroad Commission dockets and projects, as well as court proceedings and legislative activities, affecting gas utility rates; and

WHEREAS, the City is a member of ACSC; and

WHEREAS, in order for ACSC to continue its participation in these activities which affects the provision of gas utility service and the rates to be charged, it must assess its members for such costs; NOW THEREFORE,

BE IT RESOLVED BY THE CITY COUNCIL OF THE CITY OF DALWORTHINGTON GARDENS, TEXAS:

I.

That the City is authorized to continue its membership with the Atmos Cities Steering Committee to protect the interests of the City of Dalworthington Gardens and protect the interests of the customers of Atmos Energy Corporation, Mid-Tex Division residing and conducting business within the City limits.

II.

The City is further authorized to pay its 2021 assessment to the ACSC in the amount of five cents (\$0.05) per capita.

III.

A copy of this Resolution and approved assessment fee payable to “*Atmos Cities Steering Committee*” shall be sent to:

Brandi Stigler
Atmos Cities Steering Committee
c/o Arlington City Attorney’s Office, Mail Stop 63-0300
101 S. Mesquite St., Suite 300
Arlington, Texas 76010

PRESENTED AND PASSED on this the 18 day of February, 2021

Laurie Bianco, Mayor

ATTEST:

Lola Hazel, City Administrator

**City Council
Staff Agenda Report**

Agenda Item: 7i.

Agenda Subject: Presentation and acknowledgment of budget adjustments for February 2021.		
Meeting Date: February 18, 2021	Financial Considerations: <input checked="" type="checkbox"/> Yes <input type="checkbox"/> No <input type="checkbox"/> N/A	Strategic Vision Pillar: <input checked="" type="checkbox"/> Financial Stability <input type="checkbox"/> Appearance of City <input checked="" type="checkbox"/> Operations Excellence <input type="checkbox"/> Infrastructure Improvements/Upgrade <input type="checkbox"/> Building Positive Image <input type="checkbox"/> Economic Development <input type="checkbox"/> Educational Excellence

Prior Council Action:

Background Information: Presentation of budget adjustments is not required under the city’s Comprehensive Financial Policy. However, in the interest of transparency, staff will continue to present these each month.

Recommended Action/Motion: No action necessary.

Attachments:



DALWORTHINGTON GARDENS

2600 Roosevelt Drive DWG, Texas 76016

BUDGET ADJUSTMENT FORM

Date: 01/13/2021

Incode Budget# _____

REQUESTING TO MOVE:

\$ 100.00

DEPARTMENT

Public Works

FROM ACCOUNT #

110-60-6310

ACCT DESC: Mat/Supplies: Animal Control

TO ACCOUNT #

110-60-6840

ACCT DESC: Maintenance: Traffic Control

EXPLANATION:

Additional unplanned items needed to install new street signs. Additional items not included in original budget.

Department Approval:

City Administrator Approval, *if applicable*:

DPS Director Approval, *if applicable*:



Per Purchase Policy VI. Funds can be moved between accounts within the same department by using a Budget Adjustment Form



City of Dalworthington Gardens

Purchase Request Form

Vendor ID: 01-0222
 Vendor Name: SA-SO
 Address 1: 525 N. Great southwest Prkwy
 Address 2: _____
 City, ST ZIP: Arlington, Texas, 76011
 Phone: 972-641-4911

Date: 1/12/2021

ATTN Requestor:
 After approval, submit 1 copy to Accounts Payable. Retain original to submit to Accounts Payable when goods and/or

If New Vendor - W9 Form Required - Please Attach

Qty	Description	ACCOUNT NO.			Unit Price	Line Total
		Fund	Dept	Acct#		
10	4 way brackets	110	60	6840	7.95	\$79.50

REASON (Please attach necessary supporting data)	Total	\$ 79.50
4 way brackets to attach street signs please move \$100 from account 110-60-6310 as I do not have enough funds in the traffic control budget	BUDGETED: YES <input type="radio"/> NO <input checked="" type="radio"/>	

Marcus Day 1/12/21
 Requested By Date

Jeff Chasteen 1/12/21
 Authorized By Date
 [Redacted Signature] 1-12-2021
 City Administrator Approval Date

FOR REQUESTOR USE ONLY:

I CERTIFY THAT ALL GOODS AND/OR SERVICES HAVE BEEN RECEIVED AND/OR COMPLETED

[Redacted Signature] 1-13-2021
 Date Received



Invoice

Invoice #: S21-0057
 Your PO: Q21-19713
 Invoice Date: 1/14/2021
 Due Date: 2/13/2021

RECEIVED JAN 18 2021



Bill To:

CITY OF DALWORTHINGTON GARDENS
 2600 ROOSEVELT DR
 ARLINGTON, TX 76016-5809

Ship To:

CITY OF DALWORTHINGTON GARDENS
 MARCUS DAY (CUSTOMER PICK UP)
 2600 ROOSEVELT DR
 ARLINGTON, TX 760165809
Ship to PO: Q21-19713

Contact: MARCUS DAY

Shipped Date	Ship Via	Shipping Terms	Tracking	FOB	
1/13/2021	CPU	Picked Up		Arlington, TX	
Line #	Part Number & Size	Product Description	Quantity	Price	Extended Amount
1	45427	HEAVY DUTY 90 DEGREE BRACKET	10 EA	\$7.95	\$79.50

REMIT TO ADDRESS:

SA-SO
 525 N. Great Southwest Pkwy
 Arlington TX 76011

Phone: 972-641-4911

Subtotal	\$79.50
Shipping	\$0.00
Taxable Amount	
0.00% Tax	\$0.00
Net 30 Total	\$79.50

Anything you need..Just SA-SO!

It has been determined that ACP/SA-SO only has nexus in the State of Texas. We are not authorized to collect sales tax in other states. Therefore, you may be responsible for reporting tax to states other than Texas.

Printed On: 01/14/21, 2:50:50 pm



QUOTATION

Q21 - 19713

Introducing
StonehouseSigns

The newest member of the
SA-SO and ACP International Family

Quoted to	MARCUS DAY	Cust Code	557932
P	817-275-1234	F	
Email	mday@cityofdwwg.net		
Company	CITY OF DALWORTHINGTON CARRIENS		
	2600 ROOSEVELT DR		
Arlington	TX	76016-5809	

Date 01/11/2021

Quoted by Paul Ferreris

Lead Time IN STOCK

Terms Net 30

Part # / Size	Description	Qty	UM	Unit Price	Total Price
1 45427	HEAVY DUTY 90 DEGREE BRACKET	10	EA	7.95	79.50
2 FNI	PLEASE NOTE: THIS QUOTE DOES NOT INCLUDE SHIPPING COSTS. PLEASE CONTACT YOUR ACCOUNT MANAGER OR SERVICE REP FOR A FREIGHT ESTIMATE.				

Subtotal **\$79.50**

Freight Estimate

Total Quote **\$79.50**

SHIP TO ADDRESS	
Company:	_____
Attention:	_____
Address only:	_____
Inst. Ste, etc:	_____
Ship To Phone:	_____
Ship To City:	_____
Ship to State:	_____ Zip _____

Ship to for Freight Estimate	
Shipping Via	CPU
Shipping Terms	
Transit Time	

Welcome, Stonehouse Customers! Please note the new remit-to name and address:

SA-SO, a dba of ACP International
525 N Great Southwest Parkway
Arlington, Texas 76011
972-641-4911

To arrange ACH and electronic payments:
Contact Autumn Edens
817-640-0992 Ext: 398
autumn@acpinternational.com

**Freight estimates are only valid for 14 days.
A quote not accepted within ninety (90) days is subject to review.
Custom products are NOT returnable, refundable or cancelable.**

**City Council
Staff Agenda Report**

Agenda Item: 7j.

Agenda Subject: Approval of Resolution No. 2021-05 appointing City Council members to an audit committee for 2021.

<p>Meeting Date: February 18, 2021</p>	<p>Financial Considerations: Possible attorney cost to assist in finalizing resolutions</p> <p>Budgeted: <input type="checkbox"/> Yes <input type="checkbox"/> No <input checked="" type="checkbox"/> N/A</p>	<p>Strategic Vision Pillar:</p> <p><input checked="" type="checkbox"/> Financial Stability <input checked="" type="checkbox"/> Appearance of City <input checked="" type="checkbox"/> Operations Excellence <input type="checkbox"/> Infrastructure Improvements/Upgrade <input type="checkbox"/> Building Positive Image <input type="checkbox"/> Economic Development <input type="checkbox"/> Educational Excellence</p>
--	---	--

Background Information: The City Comprehensive Financial Policy requires an audit committee be appointed consisting of the Mayor and two City Council Members. The language from the policy can be found below. Members Cathy Stein and John King were chosen as they did not serve on the audit committee in 2020 and are not currently serving on another advisory committee. Both members were previously consulted and are willing and able to serve on said committee.

I.
ACCOUNTING, AUDITING, AND FINANCIAL REPORTING

Maintain accounting practices that conform to Generally Accepted Accounting Principles (GAAP) and comply with prevailing federal, state, and local statutes and regulations. Provide for, prepare and present regular reports that analyze and evaluate the City's financial performance and economic condition.

C. *Annual Audit*

1. Pursuant to State Statute, the City shall have its records and accounts audited annually and shall have an annual financial statement prepared based on the audit. The audit shall be performed by certified public accounting (CPA) firm, licensed to practice in the State of Texas. The annual financial statement, including the auditor's opinion, shall be filed within 180 days after the last day of the City's fiscal year. The audit firm shall also provide a Single Audit of Federal and State grants, when necessary. The Finance Director shall be responsible for establishing a process to ensure timely resolution of audit recommendations.
2. *Audit Committee shall be appointed by resolution.*
The audit committee shall consist of the Mayor and two (2) members of the City Council. Staff members shall serve in an advisory capacity to the audit committee. The primary purpose of the audit committee is to assist City Council and the City Administrator in fulfilling oversight responsibilities for financial reporting, audit processes, and effective internal control systems.
3. *Annual Financial Disclosure*
As required by the Securities and Exchange Commission (SEC) Rule 15c2-12, the City will provide certain annual financial information to various information repositories through disclosure documents or set of documents that include the necessary information. This will include any periodic materials event notices as required by the SEC.

Recommended Action/Motion: Motion to approve Resolution No. 2021-05 appointing Council Member John King and Council Member Cathy Stein to serve on an audit committee with the Mayor for 2021.

Attachments: Resolution

RESOLUTION NO. 2021-05

**A RESOLUTION OF THE CITY OF DALWORTHINGTON GARDENS, TEXAS,
APPOINTING COUNCIL MEMBERS TO AN AUDIT COMMITTEE FOR 2021**

WHEREAS, in accordance with State statute, the City shall have its records and accounts audited annually and shall file same within 180 days after the last day of the City's fiscal year; and

WHEREAS, in accordance with the City of Dalworthington Gardens Comprehensive Financial Policy, section I(C)(1), an audit committee shall be appointed consisting of the Mayor and two City Council Members, and said members shall assist City Council and the City Administrator in fulfilling oversight responsibilities for the auditing process; and

WHEREAS, two City Council members were selected who did not serve on the City's audit committee last year and also who are not currently serving on another advisory committee.

NOW, THEREFORE, BE IT RESOLVED BY THE CITY COUNCIL OF THE CITY OF DALWORTHINGTON GARDENS, TEXAS:

1. That Council Member Cathy Stein and Council Member John King are selected to serve on the audit committee with the Mayor for 2021.

PASSED & APPROVED this 18th day of February, 2021.

CITY OF DALWORTHINGTON GARDENS

Laura Bianco, Mayor

ATTEST:

Lola Hazel, City Administrator

**City Council
Staff Agenda Report**

Agenda Item: 7k.

Agenda Subject: Consider proposed legislative bills to show support of H.B. 1030 and S.B. 402 and opposition of H.B. 749, and consider directing the City Administrator to submit a resolution in support or opposition of said bills where appropriate.

<p>Meeting Date: February 18, 2021</p>	<p>Financial Considerations: Possible attorney cost to assist in finalizing resolutions</p> <p>Budgeted: <input checked="" type="checkbox"/> Yes <input type="checkbox"/> No <input type="checkbox"/> N/A</p>	<p>Strategic Vision Pillar:</p> <ul style="list-style-type: none"> <input checked="" type="checkbox"/> Financial Stability <input checked="" type="checkbox"/> Appearance of City <input checked="" type="checkbox"/> Operations Excellence <input type="checkbox"/> Infrastructure Improvements/Upgrade <input type="checkbox"/> Building Positive Image <input type="checkbox"/> Economic Development <input type="checkbox"/> Educational Excellence
--	---	---

Background Information: Throughout this legislative session, staff will be presenting bills for council to consider showing support or opposition where appropriate. The bills being presented affect the city in different ways, and a synopsis on the next few pages along with staff’s suggestion of support or opposition.

Recommended Action/Motion: Motion to show support of H.B. 1030 and S.B. 402 and opposition of H.B. 749, and consider directing the City Administrator to submit a resolution in support or opposition of said bills where appropriate.

Attachments: Overview of Bills
TML Membership Benefits Brochure

The City Administrator recommends support of HB 1030. This would save money on newspaper advertising that no longer reaches citizenry and allow alternate method of publication/communication. Texas law provides for many different publication requirements.

H.B. 1030 (Shaheen) – Newspaper Notice: would: (1) allow a political subdivision to satisfy any law that requires notice to be published in a newspaper by publishing the notice in the following locations: (a) social media, free newspapers, school newspapers, a homeowners' association newsletter or magazine, utility bills, direct mailings, or any other form of media authorized by the comptroller; and (b) the internet websites maintained by the political subdivision and the comptroller; (2) provide that before providing notice under (1), a political subdivision must hold a public meeting about the alternative notice under (1)(a) and demonstrate that the circulation will be greater than the circulation of the newspaper with the greatest circulation in the political subdivision; (3) authorize the comptroller to grant a city's request for a waiver from (1)(b) if the city provides sufficient proof that Internet access is limited in the city, and if the comptroller grants the waiver, the city must provide additional notice on a public agenda board within the city; (4) require a city using alternative media described in (1)(a) to submit notice to the comptroller describing the alternative notice method in (1)(a) and certain other information; (5) authorize the comptroller to require a political subdivision to provide notice in a newspaper if the comptroller determines that the means under (1)(a) do not have greater circulation than a newspaper with the greatest circulation in the political subdivision; and (6) require the comptroller to prepare a report identifying and comparing the effectiveness of different methods of notice publication used by political subdivisions and provide the report to the governor, lieutenant governor, and the speaker of the house.

The City Administrator recommends support for SB 402. In 2022, the City will be required to hold an election to reauthorize the street maintenance sales tax. This bill allows for a longer period before reauthorization is required. A similar election the city holds is for the Crime Control and Prevention District (CCPD) sales tax. In 2018, voters approved continuing the CCPD sales tax for ten years because the law allows for this long of a period. This bill further allows funds to be used for water, wastewater, and stormwater systems in addition to streets.

S.B. 402 (Johnson) – Street Maintenance Sales Tax: would, among other things, provide that: (1) for a city in which a majority of the voters voting in each of the last two consecutive elections concerning the adoption or reauthorization of the street maintenance sales tax favored adoption or reauthorization and in which the tax has not expired since the first of those two consecutive elections, the city may call an election to reauthorize the tax for a period of eight or ten years, instead of four years; and (2) revenue from the street maintenance sales tax may be used to maintain and repair: (a) a city street or sidewalk; and (b) a city water, wastewater, or stormwater system located in the width of a way of a city street.

The City Administrator recommends opposition of HB 749. Representative Middleton has proposed a few bills regarding "lobbyist" activities. The bills seek to affect city relationships with the Texas Municipal League or TML. TML provides a membership to cities and offers a multitude of benefits. Some of the benefits include trainings, weekly or more frequent email updates (especially during COVID-19), legal advice which can be used for very basic needs. What is unique about this bill is it now seeks to prevent cities from even contracting or paying membership fees to organizations like TML ((1)(b) below). It would be a detriment to lose the services TML provides to all cities, including ours. You can find more about how TML serves cities on the pages following the below bill.

H.B. 749 (Middleton) – Community Advocacy: would: (1) prohibit a political subdivision from spending public funds to: (a) hire an individual required to register as a lobbyist for the purpose of lobbying a member of the Texas legislature; or (b) pay a nonprofit state association or organization that: (i) primarily represents political subdivisions; and (ii) hires or contracts with an individual required to register as a lobbyist; (2) provide that if a political subdivision engages in activity prohibited by (1), above, a taxpayer or resident of the political subdivision is entitled to injunctive relief to prevent any further prohibited activity or any further payments of public funds; and (3) provide that a taxpayer or resident who prevails in an action under (2), above, is entitled to recover reasonable attorney’s fees and costs from the political subdivision. (Companion bill is **S.B. 234** by **Hall**.)

T M I L
T E X A S
M U N I C I P A L L E A G U E



Empowering Texas cities to serve their citizens.



The Texas Municipal League (TML) has been around since 1913 to help city leaders meet the ever-changing challenges of governance.

Guided by our purpose statement—*Empowering Texas cities to serve their citizens*—the League exists solely to provide support and services to city governments in Texas.

Who is Part of the TML Team?

Membership in the League is voluntary and is open to any Texas city. From the original 14 members, TML's membership has grown to more than 1,150 cities. Over 16,000 mayors, councilmembers, city managers, city attorneys, and department heads are member officials of the League by virtue of their cities' participation.


Associate memberships are available to private sector organizations and companies that provide quality services to municipal government.

Our Commitment to Members

TML provides a variety of services, under the leadership of our Board of Directors, which is made up of elected and appointed city officials from all across the state. The League's services are designed to support municipalities as they carry out the critical mission of serving their citizens.

TML is dedicated to:

- ◆ Represent the interests of member cities before legislative, administrative, and judicial bodies at the state and federal levels.
- ◆ Sponsor and conduct an annual conference and other conferences, seminars, meetings, and workshops for the purpose of studying municipal issues and exchanging information regarding municipal government.
- ◆ Publish and circulate an official magazine and other publications, reports, and newsletters of interest to member cities.
- ◆ Provide for and conduct research on relevant and timely topics related to municipal government.
- ◆ Alert member cities of important governmental or private sector actions or proposed actions that may affect municipal operations.
- ◆ Promote the interests of League affiliates (which represent specific professional disciplines in municipal governments) and TML regions by providing organizational and technical assistance as directed by the Board of Directors and consistent with financial resources.
- ◆ Promote constructive and cooperative relationships among cities and between the League and other levels of governments, councils of governments, the National League of Cities, educational institutions, and the private sector.
- ◆ Provide, in a timely manner, any additional services or information that individual members may request, consistent with the member cities' common interests and the League's resources.



Legislative Advocacy

One of the principle purposes of the League is to advance and represent the interests of Texas cities at the state and federal levels.

The Texas Legislature meets for 140 days each odd-numbered year and meets frequently in special “called” sessions. There are hundreds of bills that adversely impact cities among the thousands of bills introduced each legislative session. Most would erode the authority of Texas cities to govern their own affairs or impose mandates that do not provide a commensurate level of compensation.

The League, working through its Legislative Services Department, makes every effort to assure that bad-for-city bills are defeated and bills that help cities operate more effectively are passed.

Through the years, thousands of proposals that would have undermined city government have been defeated. The League’s legislative track record is one of unparalleled success.

Legal Services

The League employs full-time attorneys who are available to provide legal information on municipal issues to member cities, as well as example documents to assist cities in drafting ordinances and other required legal notices. The legal staff provides cities with information on changes in federal and state laws and regulations, as well as city-related developments in the courts. During legislative sessions, the legal staff is frequently called on to provide testimony to legislative committees on a variety of city issues.

In addition, the legal staff is available to deliver workshops on a variety of legal subjects to small cities’ problem-solving clinics, affiliate organizations, and regional groups.

Publications and Resources

Whether it is connecting a city leader to our library of information and publications, an expert in the field, revenue sources, example ordinances, or national and state programs, we’ve got the network of resources and experts to help cities seize an opportunity or creatively solve a problem.

The best known TML publication is its monthly magazine, *Texas Town & City*. With a circulation of more than 11,000, the magazine is a primary means of communicating with the TML membership. Each issue focuses on a variety of contemporary municipal issues. During the course of a year, the League also prints a variety of handbooks and reference guides to assist member city officials perform their duties. These include the *Handbook for Mayors and Councilmembers*, *A Guide to Becoming a City Official*, *How Cities Work*, the *Revenue Manual for Texas Cities*, and more.

In addition to printed pieces, the League offers a number of ways for members to connect to online resources. The TML website (www.tml.org) is a go-to source for information on municipal issues and TML services. The weekly TML Exchange email keeps members up-to-date on legislative and administrative actions, training opportunities, regional activities, and programs. City officials can also access information and other members through Facebook, Twitter, Instagram, LinkedIn, and the SolutionsNet listserv.

Empowering Texas cities to serve their citizens.

Federal Representation

Through its membership in the National League of Cities, the Southern Municipal Conference, and other similar organizations, TML has a voice in Washington, D.C. Working with these groups, TML ensures that the voice of Texas cities is heard in congressional offices and in the headquarters of various federal agencies.

Continuing Education

Cities do important work, and there is a lot of information city officials must know to be effective. The League conducts a number of training events each year to keep members up-to-date on current trends and best practices. From our Annual Conference and Exhibition, to single-day workshops on municipal hot-topics, to webinars on developing legislative issues, the League helps prepare city officials for their important roles as visionary leaders and problem solvers.

The two largest training efforts each year are the TML Annual Conference and Exhibition and the TML-TAMCC Elected Officials' Conference.

The TML Annual Conference and Exhibition is one of the nation's largest gatherings of municipal officials. Held in October, it is at this conference that the League conducts its annual business meeting. In addition to a wide variety of training opportunities, the conference includes an exhibit hall with more than 350 exhibiting companies that provide products and services geared for municipal government.

The TML-TAMCC Elected Officials' Conference is the annual meeting of one of the League's affiliate groups, the Texas Association of Mayors, Councilmembers and Commissioners. Held in February, the conference focuses on issues of interest to elected officials in small, medium, and large cities. Following May and November elections, TML offers specialized training for newly elected officials in both the summer and at the end of the year.

TML Regions

TML has 15 sub-state regions that were formed in 1958 and are the League's grassroots. Regions exist to promote interests in city government on a regional level, foster the exchange of information among cities, and help the TML Board of Directors develop policy that represents the state's diverse interests.

Every TML region elects officers, including a representative who serves on the TML Board of Directors, and conducts regional meetings at least twice each year.



Affiliate Groups

The League's 21 affiliated groups represent the various professional disciplines in municipal government and provide opportunities for professional growth and specialized training.

The groups are:

1. Association of Hispanic Municipal Officials (**AHMO**)
2. Building Officials Association of Texas (**BOAT**)
3. Government Finance Officers Association of Texas (**GFOAT**)
4. Texas Association of Black City Council Members (**TABCCM**)
5. Texas Association of Governmental Information Technology Managers (**TAGITM**)
6. Texas Association of Mayors, Councilmembers and Commissioners (**TAMCC**)
7. Texas Association of Municipal Health Officials (**TAMHO**)
8. Texas Association of Municipal Information Officers (**TAMIO**)
9. Texas Chapter of the American Planning Association (**TXAPA**)
10. Texas City Attorneys Association (**TCAA**)
11. Texas City Management Association (**TCMA**)
12. Texas Court Clerks Association (**TCCA**)
13. Texas Fire Chiefs Association (**TFCA**)
14. Texas Municipal Clerks Association, Inc. (**TMCA, Inc.**)
15. Texas Municipal Human Resources Association (**TMHRA**)
16. Texas Municipal Library Directors Association (**TMLDA**)
17. Texas Municipal Utilities Association (**TMUA**)
18. Texas Police Chiefs Association (**TPCA**)
19. Texas Public Purchasing Association (**TxPPA**)
20. Texas Public Works Association (**TPWA**)
21. Texas Recreation and Park Society (**TRAPS**)

The purposes and activities of the affiliates are consistent with the purposes and functions of the League. Many of these groups have active training and educational programs coordinated by League staff. Membership in the individual groups is by separate membership in each affiliate.

Risk Pool Services

For more than 40 years, the Texas Municipal League risk pools have sought to provide Texas cities with quality risk coverage specifically designed to meet municipal needs. These pools are separate entities from the League, but maintain a close relationship.

Benefit coverage for municipal employees and their families is a major expense item in virtually every city budget. Cities throughout the state are holding the line on costs by participating in the TML MultiState Intergovernmental Employee Benefits Pool.

The TML Intergovernmental Risk Pool works to reduce the cost of workers' compensation and other risks in Texas cities. The Pool offers education to its members to avoid and reduce risk, control losses, and offer information on risk management.

Membership in the Intergovernmental Risk Pool and the MultiState Intergovernmental Employee Benefits Pool is open to Texas public entities. Additional information is available from the individual risk pools.

★ **Texas Municipal League** ★

Learn more about TML services:
members@tml.org ★ 512-231-7400

Texas Municipal League
1821 Rutherford Lane, Suite 400
Austin, TX 78754-5101
512-231-7400
www.tml.org

**City Council
Staff Agenda Report**

Agenda Item: 8a.

Agenda Subject: Consider approval of Resolution No. 2021-06 to approve an increase to garbage and recycling rates from Republic Services.

Meeting Date:	Financial Considerations:	Strategic Vision Pillar:
February 18, 2021	Budgeted: <input checked="" type="checkbox"/> Yes <input type="checkbox"/> No <input type="checkbox"/> N/A	<input checked="" type="checkbox"/> Financial Stability <input type="checkbox"/> Appearance of City <input checked="" type="checkbox"/> Operations Excellence <input type="checkbox"/> Infrastructure Improvements/Upgrade <input type="checkbox"/> Building Positive Image <input type="checkbox"/> Economic Development <input type="checkbox"/> Educational Excellence

Prior Council Action:

Background Information: Republic Services’ contract allows them to adjust their rates annually based on the average percentage change in the Consumer Price Index. The 2020 period for garbage and trash increased by an average of 3.13 percent. Recycling processing decreased slightly making the rate impact 1.09%. The net effect is the residential rate is only increasing by 2.51%.

The residential trash rate will increase from \$10.43 per month to \$10.76 per month, a \$.34 per month increase. The current recycle rate of \$4.60 will increase by \$.05 resulting in a new recycle rate of \$4.65. The total residential rate will increase to \$15.41.

Council did not include in the budget to pass along any increase to customers, but the increase from Republic to the City is within the budget. Staff is including a proposed increase amount in the event does choose to pass along any increase to customers. The proposed increase is based on past practices.

The resolution in your packet may change slightly depending on Council’s action at the meeting.

Recommended Action/Motion:

Attachments: Republic Letter



January 29, 2021

Lola Hazel-Interim City Administrator
City of Dalworthington Gardens
2600 Roosevelt
Dalworthington Gardens, Texas 76016

Dear Ms. Hazel:

Republic Services would like to take this opportunity to express our appreciation for the opportunity to provide solid waste services to the citizens and businesses of Dalworthington Gardens. Our employees take great pride in our long-standing service relationship with your community.

As you may be aware, under the terms and provisions of our current Contract amendment, Republic is allowed to adjust its rates each year based on the average percentage change in the Consumer Price Index, US City Average, Garbage and Trash Collection. The value of that index for the period - January 2020 through December of 2020, increased by an average of 3.13%.

Also, this past year, the net recycling processing rate decreased slightly, so the impact to the residential rate will only be 1.09%. The net effect is that the total residential rate is only increasing by 2.51%

I have included copies of the new rate sheet, the rate calculation and the CPI Index table. The residential trash rate will increase from \$10.43 per month to \$10.76 per month, a \$.34 per month increase. The current recycle rate of \$4.60 will increase by \$.05 resulting in a new recycle rate of \$4.65. The total residential rate will increase to \$15.41.

I've included worksheets detailing the proposed increases and will be happy to meet with you at your convenience to discuss the elements of the proposed rates.

Sincerely,

Vince Hrabal
Municipal Services Manager
Republic Services

AMENDED "Attachment 1"
CITY OF DALWORTHINGTON GARDENS

RATE SHEET - EFFECTIVE DATE: March 1, 2021

Residential - Trash	\$ 10.76	Sales tax rate	8.25%
Residential - Recycle	\$ 4.65		
Total Residential	\$ 15.41		
Add'l Cart	\$ 1.95	(each additional cart)	
Replacement Cart	\$ 66.80	(Lost or stolen)	
Commercial Hand Rate -1st cubic ya	\$ 17.59		
Each additional cubic yard	\$ 8.24		

DWG Rate Margins prior to Republic Rate Increase		
Margin \$	Margin %	
\$ 1.51	10.05%	
\$ 0.18	9.52%	
\$ 3.57	20.90%	

DWG Rates vs New Republic Rates 3/1/21				
DWG Rates	Margin \$	Margin %	Proof check	
\$ 16.53	\$ 1.12	7.27%	\$ 16.53	
\$ 2.07	\$ 0.12	6.15%	\$ 2.07	
\$ 20.62	\$ 3.03	17.24%	\$ 20.62	

Proposed DWG Rate Increase			
DWG Rates	Incr \$	Incr %	Proof check
\$ 17.25	\$ 0.72	4.36%	\$ 17.25
\$ 2.15	\$ 0.08	3.86%	\$ 2.15
\$ 21.25	\$ 0.63	3.06%	\$ 21.25

Proposed DWG Rates vs New Republic Rates			
DWG Rates	Margin \$	Margin %	Proof check
\$ 17.25	\$ 1.84	11.94%	\$ 17.25
\$ 2.15	\$ 0.20	10.26%	\$ 2.15
\$ 21.25	\$ 3.66	20.82%	\$ 21.25

RESOLUTION NO. 2021-06

A RESOLUTION OF THE CITY OF DALWORTHINGTON GARDENS, TEXAS, ADOPTING SANITATION RATES FOR FISCAL YEAR 2021-2022.

WHEREAS, the City's contract with Republic Services allows annual adjustments to rates based on the average percentage change in the Consumer Price Index; and

WHEREAS, the Dalworthington Gardens City Council reviews these annual adjustments in February of each year to coincide with the renewal period for Republic Services contract; and

WHEREAS, the Dalworthington Gardens City Council agrees with the proposed annual CPI increase; and

WHEREAS, the Dalworthington Gardens City Council [is or is not] choosing to pass along sanitation rate increases to customers at this time.

NOW, THEREFORE, BE IT RESOLVED BY THE CITY COUNCIL OF THE CITY OF DALWORTHINGTON GARDENS, TEXAS:

1. Sanitation rates presented by Republic Services for the City of Dalworthington Gardens, Texas for Fiscal Year 2021-2022 are hereby adopted, a copy of which is attached hereto as Exhibit "A".
2. [IF RATES ARE NOT PASSED TO CUSTOMERS] The rates customers will pay are attached hereto as Exhibit "B" which remains unchanged from the rates adopted in Resolution 2020-03 on February 20, 2020 for the 2019-2020 FY.

PASSED AND APPROVED this 18th day of February, 2021.

CITY OF DALWORTHINGTON GARDENS

Laura Bianco, Mayor

ATTEST:

Lola Hazel, City Administrator

City of Dalworthington Gradens

Contract Start Date 07/01/78

Date of Last Increase 3/1/2019

Amount of Last Increase

Residential 7.21%
Commercial 3.85%

CPI Calculation

Series Id: CUUR0000SEHG02

Not Seasonally Adjusted

Area: U.S. city average

Item: Garbage and trash collection

Base Period: DECEMBER 1983=100

Average Annual Increase 3.13% (See attaced CPI Data Worksheet)

Residential	Trash	Recycle**	Total
Current Total Residential Rate	\$ 10.43	\$ 4.60	\$ 15.02
Increase %	3.13%	1.09%	2.51%
Amount of Increase	\$ 0.33	\$ 0.05	\$ 0.38
New Residential Rate	\$ 10.76	\$ 4.65	\$ 15.41

** See separate worksheet

	Current	Incr %	Incr Amt	New Rate
Add'l Cart	\$ 1.89	3.13%	\$ 0.06	\$ 1.95
Replacement Cart	\$ 64.77	3.13%	\$ 2.03	\$ 66.80

Commercial Hand Collect	1st Cubic Yard Each add'l yard	
Current Rate	\$ 17.05	\$ 7.99
CPI Increase %	3.13%	3.13%
Amount of Increase	\$ 0.53	\$ 0.25
New Commercial Hand Rate	\$ 17.59	\$ 8.24

Commercial Containers

2-yard	1xwk	2xwk	3xwk	4xwk	5xwk	6xwk	Extra
Current Rate	\$ 77.91	\$ 126.60	\$ 179.18	\$ 225.94	\$ 278.57	\$ 366.17	\$ 25.33
Increase %	3.13%	3.13%	3.13%	3.13%	3.13%	3.13%	3.13%
Net Increase	\$ 2.44	\$ 3.96	\$ 5.61	\$ 7.07	\$ 8.72	\$ 11.46	\$ 0.79
New Rate	\$ 80.35	\$ 130.57	\$ 184.79	\$ 233.02	\$ 287.28	\$ 377.63	\$ 26.13

4-yard	1xwk	2xwk	3xwk	4xwk	5xwk	6xwk	Extra
---------------	-------------	-------------	-------------	-------------	-------------	-------------	--------------

Current Rate	\$ 126.60	\$ 188.95	\$ 255.16	\$ 327.24	\$ 403.18	\$ 525.88	\$ 35.07
Increase %	3.13%	3.13%	3.13%	3.13%	3.13%	3.13%	3.13%
Net Increase	\$ 3.96	\$ 5.91	\$ 7.99	\$ 10.24	\$ 12.62	\$ 16.46	\$ 1.10
New Rate	\$ 130.57	\$ 194.87	\$ 263.15	\$ 337.48	\$ 415.80	\$ 542.34	\$ 36.17

<u>8-yard</u>	<u>1xwk</u>	<u>2xwk</u>	<u>3xwk</u>	<u>4xwk</u>	<u>5xwk</u>	<u>6xwk</u>	<u>Extra</u>
Current Rate	\$ 188.95	\$ 317.50	\$ 389.57	\$ 498.62	\$ 627.17	\$ 800.54	\$ 48.70
Increase %	3.13%	3.13%	3.13%	3.13%	3.13%	3.13%	3.13%
Net Increase	\$ 5.91	\$ 9.94	\$ 12.19	\$ 15.61	\$ 19.63	\$ 25.06	\$ 1.52
New Rate	\$ 194.87	\$ 327.44	\$ 401.77	\$ 514.22	\$ 646.80	\$ 825.60	\$ 50.23

<u>4 yd Pkr</u>	<u>1xwk</u>	<u>2xwk</u>	<u>3xwk</u>	<u>4xwk</u>	<u>5xwk</u>	<u>6xwk</u>	<u>Extra</u>
Current Rate	\$ 181.15	\$ 360.34	\$ 539.54	\$ 724.58	\$ 903.77	\$ 1,084.90	\$ 40.93
Increase %	3.13%	3.13%	3.13%	3.13%	3.13%	3.13%	3.13%
Net Increase	\$ 5.67	\$ 11.28	\$ 16.89	\$ 22.68	\$ 28.29	\$ 33.96	\$ 1.28
New Rate	\$ 186.82	\$ 371.62	\$ 556.42	\$ 747.26	\$ 932.06	\$ 1,118.86	\$ 42.21

<u>5 yd Pkr</u>	<u>1xwk</u>	<u>2xwk</u>	<u>3xwk</u>	<u>4xwk</u>	<u>5xwk</u>	<u>6xwk</u>	<u>Extra</u>
Current Rate	\$ 225.94	\$ 451.88	\$ 679.78	\$ 903.77	\$ 1,131.67	\$ 1,355.65	\$ 52.61
Increase %	3.13%	3.13%	3.13%	3.13%	3.13%	3.13%	3.13%
Net Increase	\$ 7.07	\$ 14.14	\$ 21.28	\$ 28.29	\$ 35.42	\$ 42.43	\$ 1.65
New Rate	\$ 233.02	\$ 466.02	\$ 701.06	\$ 932.06	\$ 1,167.09	\$ 1,398.08	\$ 54.26

<u>6 yd Pkr</u>	<u>1xwk</u>	<u>2xwk</u>	<u>3xwk</u>	<u>4xwk</u>	<u>5xwk</u>	<u>6xwk</u>	<u>Extra</u>
Current Rate	\$ 272.71	\$ 541.49	\$ 814.17	\$ 1,084.90	\$ 1,355.65	\$ 1,628.33	\$ 64.28
Increase %	3.13%	3.13%	3.13%	3.13%	3.13%	3.13%	3.13%
Net Increase	\$ 8.54	\$ 16.95	\$ 25.48	\$ 33.96	\$ 42.43	\$ 50.97	\$ 2.01
New Rate	\$ 281.25	\$ 558.44	\$ 839.66	\$ 1,118.86	\$ 1,398.08	\$ 1,679.30	\$ 66.29

<u>8- yd Pkr</u>	<u>1xwk</u>	<u>2xwk</u>	<u>3xwk</u>	<u>4xwk</u>	<u>5xwk</u>	<u>6xwk</u>	<u>Extra</u>
Current Rate	\$ 360.34	\$ 724.58	\$ 1,084.90	\$ 1,445.24	\$ 1,807.54	\$ 2,169.81	\$ 83.75
Increase %	3.13%	3.13%	3.13%	3.13%	3.13%	3.13%	3.13%
Net Increase	\$ 11.28	\$ 22.68	\$ 33.96	\$ 45.24	\$ 56.58	\$ 67.92	\$ 2.62
New Rate	\$ 371.62	\$ 747.26	\$ 1,118.86	\$ 1,490.48	\$ 1,864.11	\$ 2,237.73	\$ 86.37

Commercial Recycling

<u>2-yard</u>	<u>1xwk</u>	<u>2xwk</u>	<u>3xwk</u>	<u>4xwk</u>	<u>5xwk</u>	<u>6xwk</u>	<u>Extra</u>
Current Rate	\$ 77.91	\$ 126.60	\$ 179.18	\$ 225.94	\$ 278.57	\$ 366.17	\$ 25.33
Increase %	3.13%	3.13%	3.13%	3.13%	3.13%	3.13%	3.13%
Net Increase	\$ 2.44	\$ 3.96	\$ 5.61	\$ 7.07	\$ 8.72	\$ 11.46	\$ 0.79
New Rate	\$ 80.35	\$ 130.56	\$ 184.79	\$ 233.01	\$ 287.29	\$ 377.63	\$ 26.12

<u>4-yard</u>	<u>1xwk</u>	<u>2xwk</u>	<u>3xwk</u>	<u>4xwk</u>	<u>5xwk</u>	<u>6xwk</u>	<u>Extra</u>
---------------	-------------	-------------	-------------	-------------	-------------	-------------	--------------

Current Rate	\$ 126.60	\$ 188.95	\$ 255.16	\$ 327.24	\$ 403.18	\$ 525.88	\$ 35.07
Increase %	3.13%	3.13%	3.13%	3.13%	3.13%	3.13%	3.13%
Net Increase	\$ 3.96	\$ 5.91	\$ 7.99	\$ 10.24	\$ 12.62	\$ 16.46	\$ 1.10
New Rate	\$ 130.56	\$ 194.86	\$ 263.15	\$ 337.48	\$ 415.80	\$ 542.34	\$ 36.17

<u>8-yard</u>	<u>1xwk</u>	<u>2xwk</u>	<u>3xwk</u>	<u>4xwk</u>	<u>5xwk</u>	<u>6xwk</u>	<u>Extra</u>
Current Rate	\$ 188.95	\$ 317.50	\$ 389.57	\$ 498.62	\$ 627.17	\$ 800.54	\$ 48.70
Increase %	3.13%	3.13%	3.13%	3.13%	3.13%	3.13%	3.13%
Net Increase	\$ 5.91	\$ 9.94	\$ 12.19	\$ 15.61	\$ 19.63	\$ 25.06	\$ 1.52
New Rate	\$ 194.86	\$ 327.44	\$ 401.76	\$ 514.23	\$ 646.80	\$ 825.60	\$ 50.22

Roll Offs

<u>Size/Service</u>	<u>Current Rate</u>	<u>Incr %</u>	<u>Incr Amount</u>	<u>New Rate</u>
30 yd Rental	\$ 198.66	3.13%	\$ 6.22	\$ 204.87
30 yd Haul	\$ 264.64	3.13%	\$ 8.28	\$ 272.92
40 yd Rental	\$ 241.53	3.13%	\$ 7.56	\$ 249.09
40 yd Haul	\$ 303.58	3.13%	\$ 9.50	\$ 313.08
30 yd Pkr Haul	\$ 293.85	3.13%	\$ 9.20	\$ 303.05
42 yd Pkr Body Rental	\$ 393.45	3.13%	\$ 12.31	\$ 405.76
42 yd Pkr Body Haul	\$ 334.74	3.13%	\$ 10.48	\$ 345.22
30 yd CT - Rental	\$ 335.02	3.13%	\$ 10.49	\$ 345.50
30 yd CT - Haul	\$ 264.46	3.13%	\$ 8.28	\$ 272.73
Landfill Tonnage Fee	\$ 28.16	3.13%	\$ 0.88	\$ 29.04

Burned Container Fees

<u>Size</u>	<u>Current Rate</u>	<u>Increase %</u>	<u>Increase Amt</u>	<u>New Rate</u>
2 yd	\$ 72.08	3.13%	\$ 2.26	\$ 74.34
4 yd	\$ 93.49	3.13%	\$ 2.93	\$ 96.41
8 yd	\$ 136.36	3.13%	\$ 4.27	\$ 140.63
30 yd	\$ 247.38	3.13%	\$ 7.74	\$ 255.12
40 yd	\$ 333.08	3.13%	\$ 10.43	\$ 343.50
42 yd	\$ 393.45	3.13%	\$ 12.31	\$ 405.76

Misc Charges

<u>Service Description</u>	<u>Current Rate</u>	<u>Increase %</u>	<u>Increase Amt</u>	<u>New Rate</u>
Containers with caster	\$ 7.79	3.13%	\$ 0.24	\$ 8.04
Containers inside fence	\$ 3.58	3.13%	\$ 0.11	\$ 3.69
Delivery Fee	\$ 62.31	3.13%	\$ 1.95	\$ 64.27
Obstruction Charge	\$ 21.44	3.13%	\$ 0.67	\$ 22.11
Residential Chipper	\$ 99.98	3.13%	\$ 3.13	\$ 103.10
Additional Yardage Fee	\$ 14.23	3.13%	\$ 0.45	\$ 14.67

Containers with lockbar \$ 7.20 3.13% \$ 0.23 \$ 7.43
 Lockbar/Caster Installation \$ 72.07 3.13% \$ 2.26 \$ 74.33

AMENDED "Attachment 1"
CITY OF DALWORTHINGTON GARDENS

RATE SHEET - EFFECTIVE DATE: March 1, 2021

Residential - Trash \$ 10.76 Sales tax rate 8.25%
 Residential - Recycle \$ 4.65
 Total Residential \$ 15.41

Add'l Cart \$ 1.95 (each additional cart)
 Replacement Cart \$ 66.80 (Lost or stolen)

Commercial Hand Rate -1st cubic yard \$ 17.59
 Each additional cubic yard \$ 8.24

SIZE	1 TIME PER WEEK		2 TIME PER WEEK		3 TIME PER WEEK		4 TIME PER WEEK		5 TIME PER WEEK		6 TIME PER WEEK		EXTRA DUMP
	RATE	DEPOST	RATE	DEPOST	RATE	DEPOST	RATE	DEPOST	RATE	DEPOST	RATE	DEPOST	
2 YD-FL	\$ 80.35	\$ 87.00	\$ 130.57	\$ 141.00	\$ 184.79	\$ 200.00	\$ 233.02	\$ 252.00	\$ 287.28	\$ 311.00	\$ 377.63	\$ 409.00	\$ 26.13
4 YD-FL	\$ 130.57	\$ 141.00	\$ 194.87	\$ 211.00	\$ 263.15	\$ 285.00	\$ 337.48	\$ 365.00	\$ 415.80	\$ 450.00	\$ 542.34	\$ 587.00	\$ 36.17
8 YD-FL	\$ 194.87	\$ 211.00	\$ 327.44	\$ 354.00	\$ 401.77	\$ 435.00	\$ 514.22	\$ 557.00	\$ 646.80	\$ 700.00	\$ 825.60	\$ 894.00	\$ 50.23
4 YD PKR	\$ 186.82	\$ 202.00	\$ 371.62	\$ 402.00	\$ 556.42	\$ 602.00	\$ 747.26	\$ 809.00	\$ 932.06	\$ 1,009.00	\$ 1,118.86	\$ 1,211.00	\$ 42.21
5 YD PKR	\$ 233.02	\$ 252.00	\$ 466.02	\$ 504.00	\$ 701.06	\$ 759.00	\$ 932.06	\$ 1,009.00	\$ 1,167.09	\$ 1,263.00	\$ 1,398.08	\$ 1,513.00	\$ 54.26
6 YD PKR	\$ 281.25	\$ 304.00	\$ 558.44	\$ 605.00	\$ 839.66	\$ 909.00	\$ 1,118.86	\$ 1,211.00	\$ 1,398.08	\$ 1,513.00	\$ 1,679.30	\$ 1,818.00	\$ 66.29
8 YD PKR	\$ 371.62	\$ 402.00	\$ 747.26	\$ 809.00	\$ 1,118.86	\$ 1,211.00	\$ 1,490.48	\$ 1,613.00	\$ 1,864.11	\$ 2,018.00	\$ 2,237.73	\$ 2,422.00	\$ 86.37
2 YD RECY	\$ 80.35	\$ 87.00	\$ 130.56	\$ 141.00	\$ 184.79	\$ 200.00	\$ 233.01	\$ 252.00	\$ 287.29	\$ 311.00	\$ 377.63	\$ 409.00	\$ 26.12
4 YD RECY	\$ 130.56	\$ 141.00	\$ 194.86	\$ 211.00	\$ 263.15	\$ 285.00	\$ 337.48	\$ 365.00	\$ 415.80	\$ 450.00	\$ 542.34	\$ 587.00	\$ 36.17
8 YD RECY	\$ 194.86	\$ 211.00	\$ 327.44	\$ 354.00	\$ 401.76	\$ 435.00	\$ 514.23	\$ 557.00	\$ 646.80	\$ 700.00	\$ 825.60	\$ 894.00	\$ 50.22
ENCLOSURE	\$ 16.01	MONTH	\$ 32.02	MONTH	\$ 48.03	MONTH	\$ 64.04	MONTH	\$ 80.05	MONTH	\$ 96.06	MONTH	

ROLL OFF CHARGES

SIZE	LEASE RATE	DUMP CHARGE
30-yd - OT	\$ 204.87	\$ 272.92
40-yd - OT	\$ 249.09	\$ 313.08
30-yd Pkr	OPEN	\$ 303.05
42-yd - Pk Body	\$ 405.76	\$ 345.22
30-yd - CT	\$ 345.50	\$ 272.73
Landfill Tonnage Fee	\$ 29.04	

Burned Container Fees

2 yd	\$ 74.34
4 yd	\$ 96.41
8 yd	\$ 140.63
30 yd	\$ 255.12
40 yd	\$ 343.50
42 yd	\$ 405.76

Misc Charges

Containers with caster	\$ 8.04
Containers inside fence	\$ 3.69
Delivery Fee	\$ 64.27
Obstruction Charge	\$ 22.11
Residential Chipper	\$ 103.10
Additional Yardage Fee	\$ 14.67
Containers with lockbar	\$ 7.43
Lockbar/Caster Installation	\$ 74.33

GENERAL MANAGER - REPUBLIC SERVICES

DATE

MAYOR- DALWORTHINGTON GARDENS

DATE

RESOLUTION NO. 2020-03

A RESOLUTION OF THE CITY OF DALWORTHINGTON GARDENS, TEXAS, ADOPTING SANITATION RATES FOR FISCAL YEAR 2019-2020.

WHEREAS, the City's contract with Republic Services allows annual adjustments to rates based on the average percentage change in the Consumer Price Index; and

WHEREAS, the Dalworthington Gardens City Council reviews these annual adjustments in February of each year to coincide with the renewal period for Republic Services contract; and

WHEREAS, the Dalworthington Gardens City Council agrees with the proposed annual CPI increase; and

WHEREAS, the Dalworthington Gardens City Council is not choosing to pass along sanitation rate increases to customers at this time but desires to make such increases during the City's budgeting process.

NOW, THEREFORE, BE IT RESOLVED BY THE CITY COUNCIL OF THE CITY OF DALWORTHINGTON GARDENS, TEXAS:

1. Sanitation rates presented by Republic Services for the City of Dalworthington Gardens, Texas for Fiscal Year 2019-2020 are hereby adopted, a copy of which is attached hereto as Exhibit "A".
2. The rates customers will pay are attached hereto as Exhibit "B" which remains unchanged from the rates adopted in resolution 2019-13 for the 2018-2019 FY.

PASSED AND APPROVED this 20th day of February, 2020.

CITY OF DALWORTHINGTON GARDENS



Laura Bianco, Mayor

ATTEST:



Lola Hazel, City Secretary



CITY OF DALWORTHINGTON GARDENS

**City of Dalworthington Gardens Sanitation
Rate Sheet
Approved by Council – February 20, 2020**

	Monthly Fee
Residential Trash & Recycling	\$ 16.53
Additional Cart	\$ 2.07
Commercial Curb Pickup	\$ 20.62

***Does not include sales tax**

AMENDED "Attachment 1"
CITY OF DALWORTHINGTON GARDENS

RATE SHEET - EFFECTIVE DATE: March 1, 2020

Residential - Trash	\$ 10.43	Sales tax rate	8.25%
Residential - Recycle	\$ 4.60		
Total Residential	\$ 15.02		
Add'l Cart	\$ 1.89	(each additional cart)	
Replacement Cart	\$ 64.77	(Lost or stolen)	
Commercial Hand Rate -1st cubic yard	\$ 17.05		
Each additional cubic yard	\$ 7.99		

SIZE	1 TIME PER WEEK		2 TIME PER WEEK		3 TIME PER WEEK		4 TIME PER WEEK		5 TIME PER WEEK		6 TIME PER WEEK		EXTRA DUMP
	RATE	DEPOST	RATE	DEPOST	RATE	DEPOST	RATE	DEPOST	RATE	DEPOST	RATE	DEPOST	
2 YD-FL	\$ 77.91	\$ 84.00	\$ 126.60	\$ 137.00	\$ 179.18	\$ 194.00	\$ 225.94	\$ 245.00	\$ 278.57	\$ 302.00	\$ 366.17	\$ 396.00	\$ 25.33
4 YD-FL	\$ 126.60	\$ 137.00	\$ 188.95	\$ 205.00	\$ 255.16	\$ 276.00	\$ 327.24	\$ 354.00	\$ 403.18	\$ 436.00	\$ 525.88	\$ 569.00	\$ 35.07
8 YD-FL	\$ 188.95	\$ 205.00	\$ 317.50	\$ 344.00	\$ 389.57	\$ 422.00	\$ 498.62	\$ 540.00	\$ 627.17	\$ 679.00	\$ 800.54	\$ 867.00	\$ 48.70
4 YD PKR	\$ 181.15	\$ 196.00	\$ 360.34	\$ 390.00	\$ 539.54	\$ 584.00	\$ 724.58	\$ 784.00	\$ 903.77	\$ 978.00	\$ 1,084.90	\$ 1,174.00	\$ 40.93
5 YD PKR	\$ 225.94	\$ 245.00	\$ 451.88	\$ 489.00	\$ 679.78	\$ 736.00	\$ 903.77	\$ 978.00	\$ 1,131.67	\$ 1,225.00	\$ 1,355.65	\$ 1,467.00	\$ 52.61
6 YD PKR	\$ 272.71	\$ 295.00	\$ 541.49	\$ 586.00	\$ 814.17	\$ 881.00	\$ 1,084.90	\$ 1,174.00	\$ 1,355.65	\$ 1,467.00	\$ 1,628.33	\$ 1,763.00	\$ 64.28
8 YD PKR	\$ 360.34	\$ 390.00	\$ 724.58	\$ 784.00	\$ 1,084.90	\$ 1,174.00	\$ 1,445.24	\$ 1,564.00	\$ 1,807.54	\$ 1,957.00	\$ 2,169.81	\$ 2,349.00	\$ 83.75
2 YD RECY	\$ 77.91	\$ 84.00	\$ 126.60	\$ 137.00	\$ 179.18	\$ 194.00	\$ 225.94	\$ 245.00	\$ 278.57	\$ 302.00	\$ 366.17	\$ 396.00	\$ 25.33
4 YD RECY	\$ 126.60	\$ 137.00	\$ 188.95	\$ 205.00	\$ 255.16	\$ 276.00	\$ 327.24	\$ 354.00	\$ 403.18	\$ 436.00	\$ 525.88	\$ 569.00	\$ 35.07
8 YD RECY	\$ 188.95	\$ 205.00	\$ 317.50	\$ 344.00	\$ 389.57	\$ 422.00	\$ 498.62	\$ 540.00	\$ 627.17	\$ 679.00	\$ 800.54	\$ 867.00	\$ 48.70
ENCLOSURE	\$ 15.52	MONTH	\$ 31.05	MONTH	\$ 46.57	MONTH	\$ 62.10	MONTH	\$ 77.62	MONTH	\$ 93.14	MONTH	

ROLL OFF CHARGES

SIZE	LEASE RATE	DUMP CHARGE	Burned Container Fees	Misc Charges
30-yd - OT	\$ 198.66	\$ 264.64	2 yd \$ 72.06	Containers with caster \$ 7.79
40-yd - OT	\$ 241.53	\$ 303.58	4 yd \$ 93.49	Containers inside fence \$ 3.58
30-yd Pkr	OPEN	\$ 293.85	8 yd \$ 136.36	Delivery Fee \$ 62.31
42-yd - Pk Body	\$ 393.45	\$ 334.74	30 yd \$ 247.38	Obstruction Charge \$ 21.44
30-yd - CT	\$ 335.02	\$ 264.46	40 yd \$ 333.08	Residential Chipper \$ 99.98
			42 yd \$ 393.45	Additional Yardage Fee \$ 14.23
Landfill Tonnage Fee	\$ 28.16			Containers with lockbar \$ 7.20
				Lockbar/Caster Installation \$ 72.07

GENERAL MANAGER - REPUBLIC SERVICES

2/21/20

DATE

MAYOR - DALWORTHINGTON GARDENS

2-24-2020

DATE

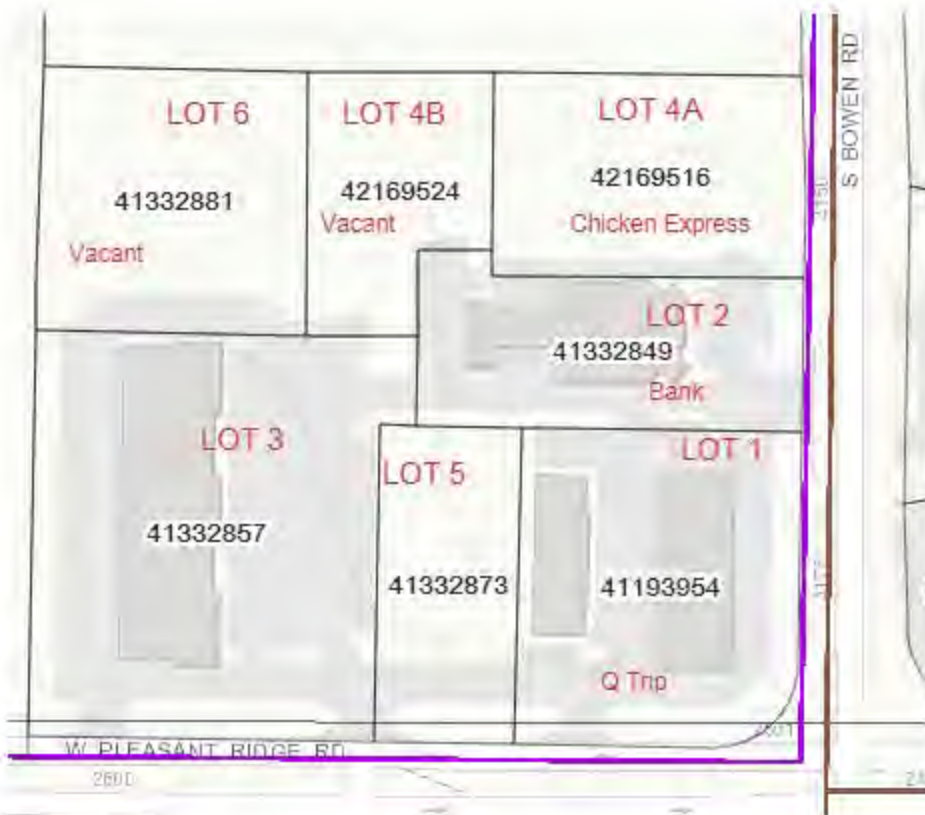
**City Council
Staff Agenda Report**

Agenda Item: 8b.

Agenda Subject: Discussion and possible action to provide feedback on a proposed development for Gardens Town Center, Lot 6, at the northwest corner of Bowen Road and Pleasant Ridge, Dalworthington Gardens, prior to the applicant obtaining necessary permits and approvals for said development. An associated closed session is on the agenda to discuss economic development incentives.

Meeting Date:	Financial Considerations:	Strategic Vision Pillar:
February 18, 2021	Budgeted: <input type="checkbox"/> Yes <input type="checkbox"/> No <input checked="" type="checkbox"/> N/A	<input checked="" type="checkbox"/> Financial Stability <input type="checkbox"/> Appearance of City <input checked="" type="checkbox"/> Operations Excellence <input type="checkbox"/> Infrastructure Improvements/Upgrade <input type="checkbox"/> Building Positive Image <input type="checkbox"/> Economic Development <input type="checkbox"/> Educational Excellence

Background Information: Staff is requesting feedback on a proposed development for Lot 6 of Gardens Town Center. The below map shows the location of Lot 6 in reference to existing businesses and other lots. Presenting developments in advance of the permitting process is one way the City is being more business-friendly as it allows Council feedback prior to developers investing time and money into a project. This, in no way, will constitute any permitting approval of said development.



Recommended Action/Motion: A motion is not necessary on this item, but Council is encouraged to provide feedback on the proposed development following presentation.

Attachments:

	3" GAL	23
red stack K ELM	3" GAL	21
'5	3" GAL	12
Variety ignolia 's in Gardens 'y	6'-8" TALL 33 GAL	45
'flex x 33 gal.	33 GAL	18
'tratus' intolna 3. per	5 GAL	1050
mestica 'l. on 2	5 GAL	260
'pitmb ch	5 GAL	375
'limes/ centers	5 GAL	3,150
VA 't green	350 SQ.FT.	
's') OR vel soil nent to	39,450 SQ.FT.	

stalled with the
oil if desired and
properly irrigated

Block 1 in the north ROW line of Pleasant Ridge Road;
THENCE North 89 deg. 44 min. 00 sec. West with the north right-of-way line of said Pleasant Ridge
a distance of 400.95 feet to a 5/8" iron rod found;
THENCE North 00 deg. 20 min. 06 sec. East, a distance of 373.45 feet to a found 1/2" iron rod in
the east line of a called 14.442 acre tract recorded in Volume 13178, Page 40, D.R.T.C.T.;
THENCE North 01 deg. 25 min. 08 sec. East, with the common east line of said 14.442 acre tract
and west line of said 5.669 acre tract, a distance of 175.84 feet to a 1" iron pipe found at the
Place of Beginning and containing 5.669 acres or 246,931 square feet of land more or less.

PERMITTED LAND USES:
PD FOR B-3 USES WITH THE FOLLOWING LAND USE LIMITATIONS:
LOT 3: LAND USE SHALL BE LIMITED TO THE FOLLOWING ALLOWABLE USES TYPICALLY FOUND IN
COMMUNITY SHOPPING CENTERS: PHARMACY WITH OR WITHOUT DRIVE WINDOWS, GROCERY WITH
OR WITHOUT DRIVE WINDOWS, RETAIL STORES, (BEAUTY SUPPLY, CLOTHIER, SHOE, FLORISTS, VIDEO
RENTAL), SERVICE RETAIL, (TAILOR, SHOE REPAIR, CLEANERS, HAIR/NAIL SALON, PHONE STORE)
RESTAURANTS WITH OR WITHOUT DRIVE WINDOW, FOOD SERVICE, (COFFEE AND PASTRY,
SANDWICH SHOP, ICE CREAM SHOP), PACKAGE LIQUOR STORE, AUTOMOTIVE WITH NO OUTSIDE
REPAIR, (TIRE SALES OR NEW PART SALES).

LOT 4: LAND USE SHALL BE LIMITED TO THE FOLLOWING ALLOWABLE USES TYPICALLY FOUND IN
COMMUNITY SHOPPING CENTERS: PHARMACY WITH OR WITHOUT DRIVE WINDOWS, GROCERY WITH
OR WITHOUT DRIVE WINDOWS, RETAIL STORES, (BEAUTY SUPPLY, CLOTHIER, SHOE, FLORISTS, VIDEO
RENTAL), SERVICE RETAIL, (TAILOR, SHOE REPAIR, CLEANERS, HAIR/NAIL SALON, PHONE STORE)
RESTAURANTS WITH OR WITHOUT DRIVE WINDOW, FOOD SERVICE, (COFFEE AND PASTRY,
SANDWICH SHOP, ICE CREAM SHOP), AUTOMOTIVE WITH NO OUTSIDE REPAIR, (TIRE SALES OR NEW
PART SALES) PROFESSIONAL OFFICE USES (OPTICAL, DENTAL, MEDICAL, FINANCIAL SERVICES,
INSURANCE, LEGAL, REAL ESTATE, ENGINEER, ARCHITECT, LANDSCAPE ARCHITECT.

LOTS 5 AND 6: LAND USE SHALL BE LIMITED TO THE FOLLOWING ALLOWABLE USES TYPICALLY
FOUND IN COMMUNITY SHOPPING CENTERS: PHARMACY WITH OR WITHOUT DRIVE WINDOWS,
GROCERY WITH OR WITHOUT DRIVE WINDOWS, RETAIL STORES, (BEAUTY SUPPLY, CLOTHIER, SHOE,
FLORISTS, VIDEO RENTAL), SERVICE RETAIL, (TAILOR, SHOE REPAIR, CLEANERS, HAIR/NAIL SALON,
PHONE STORE) RESTAURANTS WITH OR WITHOUT DRIVE WINDOW, FOOD SERVICE, (COFFEE AND
PASTRY, SANDWICH SHOP, ICE CREAM SHOP), AUTOMOTIVE WITH NO OUTSIDE REPAIR, (TIRE SALES
OR NEW PART SALES).

- NOTES:**
1. NO OUTSIDE STORAGE OR SALES SHALL BE PERMITTED.
 2. THE HOURS OF OPERATION OF ANY BUSINESS WITHIN 75 FEET FROM THE NORTHERN BOUNDARY
SHALL BE DURING THE TIME PERIOD OF 5:00 AM TO MIDNIGHT.
 3. ROOF COLORS SHALL BE LIMITED TO DARK AND EARTH TONE COLORS.
 4. VISIBILITY TRIANGLES SHALL BE PROVIDED AT ALL PUBLIC AND PRIVATE STREET
INTERSECTIONS IN ACCORDANCE WITH CITY ORDINANCE.
 5. ALL DUMPSTERS SHALL BE SCREENED FROM VIEW BY AN 8' MASONRY WALL ON 3 SIDES WITH
OPAQUE GATES.
 6. 100% OF THE EXTERIOR WALLS OF ALL COMMERCIAL RETAIL BUILDINGS SHALL BE LIMITED TO
ANY OF THE FOLLOWING MATERIALS: FACE BRICK OR CULTURED BRICK; NATURAL STONE OR
CULTURED STONE; GLASS.
 7. THE FOLLOWING MATERIALS MAY BE USED AS ACCENTS ON THE EXTERIOR OF RETAIL
BUILDINGS AND SHALL NOT EXCEED 30% OF THE SURFACE AREA OF ANY EXTERIOR WALL,
EXCLUDING WINDOWS AND DOORS: PORTLAND CEMENT PLASTER; STUCCO PRODUCTS INCLUDING
EIFS, CEMENT FIBER BOARD AND OTHER SIMILAR MATERIALS; WOOD AND SYNTHETIC WOOD
PRODUCTS; CERAMIC TILE.
 8. THE FIELD OF ALL EXTERIOR WALLS SHALL BE LIMITED IN COLOR TO LOW REFLECTANCE,
NEUTRAL, EARTH TONE COLORS. THE USE OF HIGH INTENSITY, PRIMARY, METALLIC OR
FLUORESCENT COLORS IN THESE AREAS SHALL BE PROHIBITED, HOWEVER, BUILDING TRIM,
ACCENT, AND SIGN AREAS MAY FEATURE BRIGHTER COLORS AND NEON TUBING FOR
ACCENTUATION, AND SHALL NOT EXCEED 10% OF THE SURFACE AREA OF ANY EXTERIOR WALL,
EXCLUDING WINDOWS AND DOORS.
 9. IF A FLAT ROOF IS UTILIZED IT SHALL INCORPORATE PARAPETS CONCEALING FLAT ROOFS
AND ROOFTOP EQUIPMENT SUCH AS HVAC UNITS FROM PUBLIC VIEW.
 10. PITCHED ROOFS SHALL HAVE A MINIMUM PITCH OF 5/12 AND SHALL BE COVERED WITH
STANDING SEAM METAL, CLAY OR CULTURED CLAY TILE, SLATE OR CULTURED SLATE, OR
COMPOSITION SHINGLES.

Lot 4 uses

Lot 6 uses

Amended PD Final Development Plan Lots 3,4,5, and 6, Block 1 The Gardens Town Center

BEING ALL OF LOTS 3-6, BLOCK 1 THE GARDENS TOWN CENTER
D201304310, P.R.T.C.T.
CITY OF DALWORTHINGTON GARDENS, TARRANT COUNTY, TEXAS

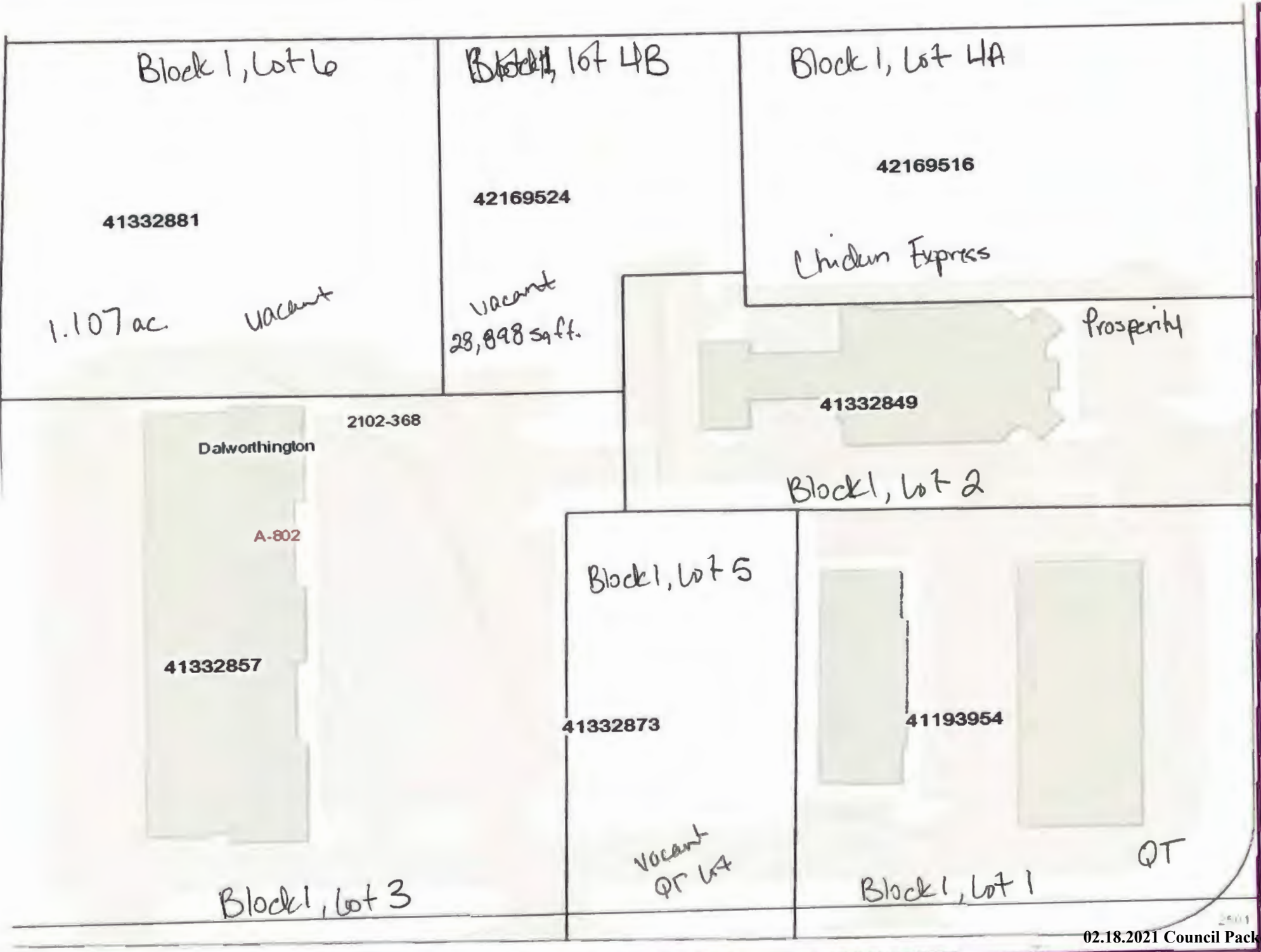
OWNER LOT 3:
JUN W Bowen / Pleasant Rdg LP
DEED: D201511102, D.R.T.C.T.
105 E OAK ST., SUITE 203, MANEFIELD, TEXAS 76063
Phone: (817) 478-2821 EMAIL: JZANDOBREKING.COM

OWNER LOTS 45 AND 6:
Taurus Bowen Business Center, Limited Partnership
DEED: D200622801, D.R.T.C.T.
4285 HUNTINGTON SQUARE, NORTH RICHLAND HILLS, TEXAS 76180
Phone: (817) 999-4828 EMAIL: DCEBLAS@GMAIL.COM

SURVEYOR:
Moak Surveyors, Inc.
105 Cheek Sparger Rd, Colleyville, Tx. 76034
Phone: (817) 282-0401

PLANNER / ENGINEER / LANDSCAPE ARCHITECT:
COTTER ASSOCIATES, LLC
LAND PLANNING/CIVIL ENGINEERING/LANDSCAPE ARCHITECTURE
1805 C West Park Row Drive Arlington, Texas 76013
Phone: (817) 274-3625 Fax: (817) 785-4051 Email: CALLCOTTER@GLOBALNET

DRD 04.14



Block 1, Lot 4A
41332881
1.107 ac
vacant

Block 1, Lot 4B
42169524
vacant
28,898 sq ft.

Block 1, Lot 4A
42169516
Children Express

2102-368
Dalworthington
A-802
41332857
Block 1, Lot 3

41332849
Prosperity
Block 1, Lot 2

Block 1, Lot 5
41332873
vacant
QT lot

41193954
Block 1, Lot 1
QT
2501

ORDINANCE NO. 04-03 14

AN ORDINANCE CHANGING THE ZONING CLASSIFICATION ON 7.9331 ACRES AT THE NORTHWEST CORNER OF BOWEN ROAD AND PLEASANT RIDGE ROAD, SUBJECT TO A "PD" OVERLAY AND CONDITIONS OF THE CONCEPT PLAN.

Be it ordained by the City Council of the City of Dalworthington Gardens, Texas:

A. That B-3 zoning be granted on the 7.9531 acres in the J. W. Hale Survey, Abstract No. 802, Tarrant County, Texas, located at the northwest corner of Bowen Road and Pleasant Ridge Road in the City of Dalworthington Gardens, Texas (herein the "Property") subject to a PD overlay in strict accordance with the Title 17 of the City Code and the conditions set forth in the Concept Plan, a document of one page prepared by Fuller Cotter Associates, Inc. dated December 23, 2003 (the "Concept Plan"), as modified by the terms of this ordinance.

B. That the Concept Plan is incorporated herein by this reference, subject however to the modifications hereinafter contained.

C. That the Property consists of that property described by metes and bounds in the Concept Plan.

D. That the Concept Plan is hereby modified and amended by the revision of the "Planned Development Notes" to read as follows:

1. The Property shall be limited to the following allowable uses typically found in community shopping centers: pharmacy with drive windows, grocery with drive windows, retail stores, (beauty supply, clothier, shoe, florists, video rental), service retail, (tailor, shoe repair, cleaners, hair/nail salon, phone store), restaurants with drive window, food service, (coffee and pastry, sandwich shop, ice cream shop), automotive, (tire sales or new part sales), professional office uses, (optical, dental, medical, financial services, insurance, legal, real estate, engineer, architect, banking institution with drive window).

2. The Final Plan may include uses which require a special exception within the B-3 classification, including a car wash or package store, subject to approval at time of Final Plan submission.

3. The PD Final Plan may include any of the B-3 commercial uses listed in 1. above and no others. The plan shall not include the following specifically prohibited uses: wholesale bakery or confectionery, cold storage plant, auto paint and body repair shop, convenience store with gas pumps, outside storage, government offices, utility company office, philanthropic institutions, schools, clubs, gymnasiums, dance hall, flea market, body art parlors, bingo parlor, game arcades, gambling establishments, head shop, second hand consignment shop, manufacturing business of any type, convenience store, car lots, self service laundry.

4. A detail drainage study shall be submitted for review by the City prior to Final Plan approval.

f. Colors: Roof colors shall be limited to dark and earth tone colors.

11. There shall be an 8 foot masonry fence along the north property line extending to the north and 6 foot masonry fence along the west property line extending to the west approximately 400 feet from the east property line to the flood plain.

12. The B-3 zoning shall be contingent on the adoption of ordinance revisions assuring that PD is a condition of the zoning change - i.e., that the underlying B-3 zoning will revert to its prior classification on failure of the Final Plan in accordance with the PD chapter of the zoning ordinance.

13. The applicant shall provide a sign with city logo at the northwest corner of Pleasant Ridge and Bowen Road, the design of which shall be subject to the approval of the City Council.

14. Notwithstanding any other provision of this ordinance, banking establishments are a permitted use in the northern one-half of the Property.

15. Permitted automotive uses shall be located only on Pleasant Ridge Road.

16. No outside sales or storage shall be permitted on the Property.

17. The hours of operation of any business located within 150 feet from the northern boundary shall be during the time period of 5:00 o'clock a.m. to midnight and not otherwise.

E. That in the event of conflict between the Concept Plan as submitted by the applicant and any term or provision of this ordinance, the latter shall govern.

PRESENTED AND PASSED by a vote of 5 ayes and 0 noes at a regular meeting of the City Council of the City of Dalworthington Gardens held on the 19th day of February, 2004.


ROBERT HOOD, Mayor

Attest:



MELINDA BRITTAEN, City Secretary

**City Council
Staff Agenda Report**

Agenda Item: 8c.

Agenda Subject: Conduct a public hearing to receive citizen input for the proposed 47th Year Community Development Block Grant.

<p>Meeting Date: February 18, 2021</p>	<p>Financial Considerations: Budgeted: <input type="checkbox"/> Yes <input type="checkbox"/> No <input checked="" type="checkbox"/> N/A</p>	<p>Strategic Vision Pillar:</p> <ul style="list-style-type: none"> <input type="checkbox"/> Financial Stability <input checked="" type="checkbox"/> Appearance of City <input checked="" type="checkbox"/> Operations Excellence <input type="checkbox"/> Infrastructure Improvements/Upgrade <input type="checkbox"/> Building Positive Image <input type="checkbox"/> Economic Development <input type="checkbox"/> Educational Excellence
--	---	--

Background Information: Council approved the 47th Year CDBG project at the December 17, 2020 Council Meeting. The project approved was for the reconstruction of Ambassador Row from Chase Court to Roman Court. Staff has submitted the application for the grant.

Part of the process for grant consideration is to solicit and show support from citizens for the chosen project. Thus, the reason for tonight’s public hearing. Typically, comment cards are handed out at the meeting, but in today’s virtual world, staff will be putting specific comments in the minutes to show support. Citizens are encouraged to provide verbal support as well.

Justification for Request: A public hearing is required as part of the CDBG application process.

Recommended Action/Motion: Each council member should speak during the public hearing to show support for the project as well as fill out a comment card provided by the city secretary. No action needed.

Attachments: None

**City Council
Staff Agenda Report**

Agenda Item: 8d.

Agenda Subject: Discussion and possible action to move fire inspection duties to an existing part-time DPS employee, using an overage of a sign permit fee as the funding source.

<p>Meeting Date: February 18, 2021</p>	<p>Financial Considerations: \$5,511.68 added to DPS part-time budget but paid for by permit overage</p> <p>Budgeted: <input checked="" type="checkbox"/> Yes <input type="checkbox"/> No <input type="checkbox"/> N/A</p>	<p>Strategic Vision Pillar:</p> <p><input type="checkbox"/> Financial Stability <input type="checkbox"/> Appearance of City <input checked="" type="checkbox"/> Operations Excellence <input type="checkbox"/> Infrastructure Improvements/Upgrade <input type="checkbox"/> Building Positive Image <input type="checkbox"/> Economic Development <input type="checkbox"/> Educational Excellence</p>
---	--	--

Background Information: Gary Harsley is the City’s current Community Development Director and as you can see from his job description included in your packet, Gary covers the areas of Building Official, City Inspector, Code Enforcement, and some Animal Control. The fire inspection duties he currently handles are not included in this job description as they are under the DPS umbrella. Fire inspection duties are in addition to all of the aforementioned areas.

Gary was hired part-time in early 2017 to just do fire inspections. Historically, fire inspections had not been done in the City and thus Gary’s position was an added area to staff’s existing duties. In 2018, Gary was hired full-time to replace the previous Building Official. The Building Official position is a 40+ hour/week position, and Gary was still continuing to do the fire inspections he needed 20 hours weekly to complete. Over Gary’s tenure at the city, he has taken on other tasks that were outsourced in order to save the city money. Two of those tasks being plumbing inspections and gas well inspections. The additional piece of important information is when Gary was hired full time, he then answered to two different supervisors since the Building Official title falls under the City Administrator and the Fire Inspector title falls under the DPS Chief. From a management standpoint, it is difficult and, at times, confusing for an employee to answer to two different supervisors, but administration understands this dynamic sometimes exists in small cities and we work with what we have. The second piece of this is it is difficult to find an employee who can do fire inspections and the other duties Gary handles. So, from a recruitment standpoint, it would be difficult to fill this position when Gary chooses to leave the City.

Recently, a circumstance took place where it was evident the two-supervisor dynamic was causing an issue and administration began more heavily looking for solutions. It should be noted that even outside of the permit overage solution that will pay for the fire inspection position, Gary often goes above and beyond to find solutions that he says are “good for the city”. Gary never complains, he just does his absolute best to juggle all of these duties regardless of the amount of hours it takes.

The solution to pay for the additional part-time duties comes from Gary working with Clear Channel to have them pay permit fees that were never paid over the years, as required by the city’s ordinances. This amounted to a total of \$12,000 that is now additional revenue not expected in city permit fees. A budget amendment can be achieved by taking from this \$12,000 and moving it to the part-time DPS budget.

The staff member who will take on these duties was hired in August 2020 as a part-time DPS employee. He happens to be skilled in fire inspections and did assist in catching up on said inspections which were backlogged because of COVID-19. Administration tried to limit employee exposure during that time, but also it allowed a reprieve for businesses who might be struggling financially. The existing part-time DPS employee is able and willing to take on the fire inspection duties. The amount included in your packet shown to fund his hours is the max amount needed through the end of the current fiscal year. Administration understands the position will need to be funded in years to come and will find a way to fund it.

Recommended Action/Motion: Motion to approve moving fire inspection duties to an existing part-time DPS employee, using an overage of a sign permit fee as the funding source; and authorizing staff to bring back an associated budget amendment.

Attachments: Job description
Pay for part-time fire inspector

Part-Time Inspection Employee

hours per day	8
days per month	4
rate per hour	20
# of mth (Feb-Sep)	<u>8</u>
Gross Pay	\$ 5,120.00
FICA 7.65%	\$ 391.68
Total Salary Expense	<u><u>\$ 5,511.68</u></u>

**City of Dalworthington Gardens
Job Description**

Job Title: Community Development Director
FLSA: Exempt
Salary: Dependent of qualifications
Department: Community Development
Reports To: City Administrator
Work Location: City Hall, 2600 Roosevelt Drive

Job description statements are intended to describe the general nature and level of work being performed by employees assigned to this job title. They are not intended to be construed as an exhaustive list of all responsibilities, duties and skills required.

General Summary:

Under limited supervision, performs complex management and technical duties with responsibility for overseeing the operation and management of community development tasks and serves as the City Inspector, Building Official, Fire Inspector, and Code Enforcement Officer. This position conducts inspections and plan reviews in accordance with city ordinances, state law, and adopted ICC codes. This position meets/communicates with contractors, residents, and other stakeholders for permits and inspections. This position also assists with animal control investigations. This is a management position that reports to the City Administrator.

Supervision:

General supervision is provided by the City Administrator.

Status/Schedule:

Full-time, exempt, at-will

A. Job Duties and Responsibilities:

I. Building Official

1. Performs office duties including customer service, plan review and technical assistance.
2. Performs field inspections to enforce and ensure compliance with adopted building codes, City ordinances, and applicable State regulations.
3. Must be familiar with building construction systems including structural, mechanical, electrical, plumbing, gas, and fire protection.
4. Reviews construction plans, writes field reports, maintain official records, and assist the public in person and over the phone.
5. Counsels with architects, designers, builders and owners concerning building regulations.
6. Performs on-site license checks of plumbers, electricians, and others that are required to be licensed under city ordinance or state law.
7. Investigates complaints and provides code enforcement of building, zoning, and sign ordinances.

8. Ensures all handout material complies with current codes. Re-draws and reformats out dated material, and creates new handouts for the public to expedite their construction process.
9. Investigates abandoned or deteriorated structures and supplements field inspection documentation with photographs where serious violations are found and there is potential of claims or litigation.
10. Assist the fire marshal in the investigation of fire-related incidents and the evaluation of structures and their condition/safety.
11. Knowledgeable in all aspects of job and City operations, maintains a high quality of work and customer service, promotes goodwill, solves conflict with tact, and follows health and safety guidelines.
12. Maintains a professional relationship with other Federal, State and Local governmental agencies.
13. Performs all other duties as assigned.

II. City Inspector

1. Inspect industrial, commercial and residential buildings during various stages of construction and remodeling to ensure compliance with applicable codes, ordinances and regulations.
2. Inspect existing buildings and premises for change of use, occupancy, proper use of construction materials, and compliance with applicable codes and ordinances.
3. Enforce compliance with adopted Building Codes, City Zoning Regulations and Health Ordinance.
4. Inspect foundation, structural concrete, steel, masonry, wood construction, framing, plastering, plumbing, heating and electrical installations and a variety of other routine and complex building and sign system elements.
5. Inspect location of new structures and check distances between buildings in relation to neighboring structures to ensure compliance with zoning ordinance.
6. Enforce compliance with codes and ordinances including the adopted Building, Electrical, Plumbing and Mechanical and City Zoning Code; issue notices for non-compliance; document actions; and maintain files and reports for possible legal actions.
7. Prepare, submit and maintain a variety of written reports and records using permitting tracking software.
8. Inspect residential and non-residential properties to ensure compliance with applicable zoning, building ordinances and regulations.
9. Document all actions and notices; and perform follow-up inspections.
10. Assist in Health Inspections as needed
11. Confer with architects, contractors, builders and the general public in the field and office; explain and interpret code requirements and restrictions.
12. Respond to complaints of defective workmanship or improper installation and inspect and determine appropriate remedial action to be taken.
13. Enter inspection details and related information to computer system and update and retrieve information as required.
14. Perform on site trade license and contractor registration checks at job locations throughout the City.
15. Assist in the issuance of permits, determination of applicable permits and fees.
16. Deal effectively with contractors and the public in a pleasant manner.
17. Schedules construction inspections and monitors for completeness.
18. Inspects and performs oversight on the installation of water lines, sewer and storm drains.
19. Coordinate with an independent testing lab any materials testing required by project specifications.
20. Inspect subdivisions for compliance and adherence to approved plans.

21. Inspects trench backfill, sub-grade and aggregate base course for grade, compaction, moisture, and preparation for paving.
22. Interacts with contractors and the public as a representative of the City on construction related matters.
23. Reviews plans and specifications of construction projects; attends preconstruction meetings as required.
24. Oversees the performance of field inspections to evaluate the work performed and materials used; verifies quality of workmanship, quality of materials used, and compliance with plans, specifications, estimates and applicable codes and regulations.
25. Inspects soil, concrete, asphalt, reinforcing steel and excavations within the City right-of-way.
26. Performs field tests on construction materials for compliance with technical specifications.
27. Notes deficiencies and deviations from plans; refers serious problems and disagreements in interpretation to management staff.
28. Responds to and resolves public inquiries and complaints related to public works construction projects and development.
29. Attends final project walkthrough meetings to review data and answer questions as needed.
30. Reviews and makes recommendations in maintaining and updating inspection records and files.
31. Maintains good documentation and files on all projects and supplements inspection records with photographs.
32. Responds to requests for information; provides technical information to City staff as authorized; provides assistance to the public within scope of authority.
33. Performs other duties as assigned or required.

III. Code Enforcement

1. Investigates complaints and performs inspections of reported code violations on private and public property to ensure compliance with the City's Municipal Code and Unified Development Code, which may include nuisance complaints, land use or zoning violations, substandard structures, weeds and uncultivated growth, trash, junk and debris, junk vehicles, building code, and other permit violations. Also determines if other violations are present at the reported property while on-site.
2. Issues warnings, correction notices, and notices of violation as required. Prepare comprehensive reports and providing documentation and notification to property owners of substandard structures and properties.
3. Assigns work orders to mowing/clean-up contractors and conducts contractor fee reviews.
4. Prepare cases for hearings and trials by assembling reports, photos and other relevant documents regarding the code violation case to be processed in either Municipal Court or the Building Standards Commission, which may include testifying as a witness on behalf of the City.
5. Read and interpret maps, plats, codes, ordinances, and regulations.
6. Research Property Ownership; Utilize tax records, court records, and other resources to identify property ownership of land and/or business property, and/or tenant occupancy in order to process related violations.
7. Research Vehicle Ownership; Utilize Texas DMV, tax and court records to identify vehicle ownership and lien holders (if applicable) in order to process vehicle related violations such as junk or abandoned vehicles.
8. Collaborates with the other inspectors, departments, and agencies as required to ensure compliance with codes.

9. Responds to Customer inquiries regarding reported complaints and the outcome (results) in a timely fashion.
10. Attends citizen group meetings in order to answer questions and educate customers about City ordinances and standards, as well as basic code enforcement practices, processes and procedures.
11. Conducts research for special projects.
12. Complies with all applicable department and division security and safety rules, regulations, and standards pertaining to vehicles and personal safety.
13. Assists in the drafting and publication of handbooks and standard operating procedures for the department.
14. Prepare and submit daily and monthly reports as assigned and on time.
15. Performs other duties as assigned.

IV. Animal Control

1. Responds to emergency calls, such as: cruelty to animal complaints, investigates animal bites, controls poisonous or dangerous animals, ensures safety of animals in a vehicle, and assists other departments as needed. Although animal control is not a primary function of this position, it is expected that this incumbent will assist where needed by way of information sharing, and in some cases, further assistance.

B. Education and Experience:

Five (5) years of building inspection and code enforcement experience, or equivalent combination of education, training and experience that provides the knowledge, skill and ability to perform the duties of this position

C. Conditions of Employment:

I. Preferred:

- Building Inspector certification issued by International Code Council or International Conference of Building Officials
- Certified Floodplain Manager
- Backflow Certification
- Texas Certification as a Registered Code Enforcement Officer
- Health inspector certification

II. Required:

- Valid State of Texas Class C driver's license with an acceptable driving record
- Plumbing Inspector certification issued by the State Board of Plumbing Examiners

D. Required Knowledge of:

1. Technical and administrative aspects of building inspections, building codes, and city ordinances; construction, plumbing, electrical systems, framing, foundation, and heating and air conditioning systems; contractor licensing; and regulations and guidelines prepared by state and federal agencies relative to the city's building inspection requirements.
2. Ability to be self-motivated and team oriented, and ability to carry out assigned projects to their completion; ability to communicate effectively verbally and in writing; and ability to establish and maintain effective working relationships with employees, city officials, and the public.

3. Building trades and/or code enforcement practices sufficient to preform major functions of the position.
4. Must have knowledge of construction codes and ordinances.
5. Legal procedure for enforcing Municipal Ordinance, Unified Development Code and applicable state laws.
6. Basic inspection and investigation techniques in order to properly conduct inspections of properties for violations.
7. Proficiency with Word, Outlook, Excel, and Incode
8. City organization, operations, policies, and procedures.
9. Principles and practices of administrative management, including personnel rules, procurement, contract management, risk management, and employee supervision.
10. Record keeping and file maintenance principles and procedures.
11. Knowledge of general construction practices and methods.
12. Knowledge of computers and related equipment, hardware and software.
13. Customer service standards and protocols.

E. Required Skill in:

1. Interpretation and application of ordinances, state laws, code books, environmental regulations, procedural manuals, policy statements, public safety reports, maps, plat maps, building and/or site plans, and court records.
2. Proficient computer skills including Microsoft Office (Word, Excel, Power Point, Outlook etc.), internet browser, and the ability to quickly learn other software applications; to include desktop and portable devices.
3. Accurate and detailed record keeping/data entry to include case notes, photos, daily and monthly reports.
4. Writing appropriate Violation Warning letters, Notice of Violation forms and Customer Service letters. Preparing records and reports in an organized fashion, admissible to court for hearings and trials.
5. Working independently in the absence of immediate supervision.
6. Reading, interpreting, understanding and applying accounting standards and procedures, applicable local, Federal and state rules and regulations, and City policies and procedures.
7. Communicate clearly and concisely, both orally and in writing.
8. Analyzing City needs and prioritizing budget expenditures.
9. Skill in reviewing plans and specifications to determine estimates of time, materials and equipment necessary to complete work orders and construction projects.
10. Skill in planning, coordinating and implementing multiple maintenance, repair and construction projects.
11. Using initiative and independent judgment within established procedural guidelines.
12. Presenting and defending budget recommendations and information in public meetings.
13. Operating a personal computer.
14. Establishing and maintaining cooperative working relationships with co-workers and elected officials. Use of discretion and tact in communication with the public, elected officials and employees.
15. Assessing and prioritizing multiple tasks, projects and demands.

F. Physical Demands / Work Environment:

1. Ability to work in an office environment that requires sitting for extended periods of time.
2. Ability to perform field inspections at building sites under extensive construction, move through unfamiliar buildings, climb ladders, crawl around and under buildings and ditches and across steep and/or rough terrain
3. Work is performed in an office and at construction site environments, and exposure to weather extremes such as heat, cold and rain, and possible exposure to dust, loud noise, outdoor allergens, odors, chemicals, odors, and other physical hazards or health hazards.
4. Physical requirements include occasional lifting/carrying of twenty to fifty pounds; visual acuity, speech and hearing; hand and eye coordination and manual dexterity necessary to operate a computer keyboard and basic office equipment.
5. Work requires accessing and inspecting unkempt, overgrown properties, sub-standard structures, and frequently involves communications with irate and sometimes confrontational customers.

This job description does not constitute an employment agreement between the employer and employee and is subject to change by the employer as the needs of the employer and requirements of the job change. Nothing in this job description restricts management's right to assign or reassign duties and responsibilities to this job at any time.

**City Council
Staff Agenda Report**

Agenda Item: 8e.

Agenda Subject: Discussion and possible action to approve the purchase of one (1) Chevrolet Tahoe vehicle for the DWG Department of Public Safety in the amount of \$50,000.

<p>Meeting Date: February 18, 2021</p>	<p>Financial Considerations: \$50,000</p> <p>Budgeted: <input checked="" type="checkbox"/> Yes <input type="checkbox"/> No <input type="checkbox"/> N/A</p>	<p>Strategic Vision Pillar:</p> <p><input type="checkbox"/> Financial Stability <input type="checkbox"/> Appearance of City <input checked="" type="checkbox"/> Operations Excellence <input type="checkbox"/> Infrastructure Improvements/Upgrade <input type="checkbox"/> Building Positive Image <input type="checkbox"/> Economic Development <input type="checkbox"/> Educational Excellence</p>
--	---	--

Background Information: This will be the first of two vehicles approved in this year’s budget to be funded by CCPD. This unit will be unmarked and assigned according to our vehicle rotation plan. Although the quote provided is less than \$50,000. DPS is requesting to spend up to \$50,000 to cover any possible price changes because the quotes are from 2020.

Recommended Action/Motion: Motion to approve the purchase of one (1) Chevrolet Tahoe vehicle for the DWG Department of Public Safety in the amount of \$50,000

Attachments: Quote for 2021 Chevrolet Tahoe PPV from Caldwell Country
Quote for Lighting and Electrical package from Wildfire Truck & Equipment Sales

WILDFIRE TRUCK & EQUIPMENT SALES

5313 Big Six St.
Alvarado, TX 76009
888-452-2701, fax 817-783-3038

**QUOTE FOR DALWORTINGTON GARDENS PD
2021 Chevy Tahoe PPV
February 4, 2021**

Lighting & Electrical Package

- 1-Whelen Cencom Core With OBD Canport cable
- 3-Whelen ION Trio 13SMJC Red/White/Blue mounted to hood / Whites to function with Takedown Lights
- 1-Whelen IW45UFX INNER EDGE Red/White/Blue with Takedowns
- 1-Whelen SA315P Siren Speaker with SAK1 Universal Mount
- 1-Whelen IONBKT1/I3SMJC Mounted on License Plate Bracket w/ Red/Blue/White, Whites to Function with Backup lights
- 1-Whelen TCRHTS TRIO 5 Lamp Red/Blu/W mounted lower driver side
- 1-Whelen TCRHTS TRIO 5 Lamp Red/Blu/W mounted lower passenger side
- 2-Whelen TCRB45 TRACER mounting kit for Tahoe
- 1-Whelen SSFPOS16 Headlight & Tail Light Flasher for 2021 Tahoe (Pre-Wire at Factory)
- 1-License Plate Bracket For IONS
- 1-Siren Speaker
- 1-Remove Radio & Antenna from in-service Tahoe and install in 2021 Tahoe

TOTAL-----\$11,735.23

Daniel Rivera
drivera@wildfiretruck.com

Don Gibson
don@wildfiretruck.com

Quote good for 30 days

PRICES ARE SUBJECT TO CHANGE DUE TO PARTS AVAILABILTY AND FLUCTUATION OF COST ON MATERIALS.

QUOTE# 00AA

CONTRACT PRICING WORKSHEET

End User: DALWORTHINGTON GARDENS	Contractor: CALDWELL COUNTRY
Contact Name: CHIEF GREG PETTY	CALDWELL COUNTRY
Email: GPETTY@CITYOFDWG.NET	Prepared By: Averyt Knapp
Phone #: 817-275-1234	Email: aknapp@caldwellcountry.com
Fax #:	Phone #: 979-567-6116
Location City & State: DWG, TX	Fax #: 979-567-4376
Date Prepared: DECEMBER 8, 2020	Address: P. O. Box 27, Caldwell, TX 77836
Contract Number: BUY BOARD #601-19	Tax ID # 14-1856872

Product Description: 2021 CHEVROLET TAHOE PPV CC10706

A Base Price & Options:	\$35,770
-------------------------	----------

B Fleet Quote Option:

Code	Description	Cost	Code	Description	Cost
	(NO SPOTLIGHT), 5.3L-V8, 6-SPD AUTOMATIC, LOCKING REAR AXLE DIFFERENTIAL, CLOTH BUCKETS W/OEM CONSOLE, CLOTH CENTER ROW BENCH, CARPET FLOOR W/MATS, AIR CONDITION FRONT AND REAR, AMFM- STEREO W/BLUETOOTH & ONSTAR CONNECTIVITY, TILT, CRUISE, POWER WINDOWS, POWER LOCKS, POWER MIRRORS, KEYLESS ENTRY W/REMOTE START, DEEP TINT GLASS, RUNNING BOARDS, TRAILER TOW HITCH, REAR VISION CAMERA, CALIBRATION SURVEILLANCE MODE INTERIOR LIGHTING, CALIBRATION TAILLAMP FLASHER RED/WHITE, CALIBRATION TAILLAMP FLASHER RED/RED, FLASHER SYSTEM HEADLAMP AND TAILLAMP DRL COMPATIBLE W/CONTROL WIRE	INCL			
	GM WARRANTY 5YR/100,000 MILES POWERTRAIN @ N/C	INCL		CALDWELL COUNTRY PO BOX 27 CALDWELL, TEXAS 77836	

Subtotal B						INCL
C Unpublished Options						
Code	Description	Cost	Code	Description	Cost	
Subtotal C						
D Other Price Adjustments (Installation, Delivery, Etc...)						
Subtotal D						INCL
E Unit Cost Before Fee & Non-Equipment Charges (A+B+C+D)						\$35,770
Quantity Ordered						1
Subtotal E						\$35,770
F Non-Equipment Charges (Trade-In, Warranty, Etc...)						
G. Color of Vehicle: BLACK EXTERIOR						
H. Total Purchase Price (E+F)						\$35,770
Estimated Delivery Date:						90 DAYS APPX

**City Council
Staff Agenda Report**

Agenda Item: 8f.

Agenda Subject: Discussion and possible action to approve a quote from Ace Pipe Cleaning in the amount of \$5,590.00 for sanitary sewer pipe cleaning and CCTV to inspect cause of sagging streets on Elkins Drive and Gardenia Lane.

<p>Meeting Date: February 18, 2021</p>	<p>Financial Considerations: \$5,590</p> <p>Budgeted: <input type="checkbox"/> Yes <input checked="" type="checkbox"/> No <input type="checkbox"/> N/A</p>	<p>Strategic Vision Pillar:</p> <p><input type="checkbox"/> Financial Stability <input type="checkbox"/> Appearance of City <input checked="" type="checkbox"/> Operations Excellence <input checked="" type="checkbox"/> Infrastructure Improvements/Upgrade <input type="checkbox"/> Building Positive Image <input type="checkbox"/> Economic Development <input type="checkbox"/> Educational Excellence</p>
--	--	---

Background Information: Staff has been discussing with City Council the need to investigate two sunken pavement areas which are located on Elkins Drive and Gardenia Drive. Ace Pipe Cleaning was recommended by the city engineer as a company that could assist with this investigation. As discussed at the January 21, 2021 meeting, the Enterprise Fund could be used to fund this expense.

Recommended Action/Motion: Motion to approve a quote from Ace Pipe Cleaning in the amount of \$5,590.00 for sanitary sewer pipe cleaning and CCTV to inspect cause of sagging streets on Elkins Drive and Gardenia Lane.

Attachments: Quote



8601 Universal Avenue
 Kansas City, MO 64120
 p. (816) 241-2891
 f. (816) 241-5054
 office@acepipe.com

CONTRACT PROPOSAL

Date: 1/22/21

City of Dalworthington Gardens Public Works
 Attn: Marcus Day
 2600 Roosevelt Dr.
 Arlington, TX 76016
 Email: mday@cityofdvg.net

Proposal #: 21-128 for CLEANING AND CCTV INSPECTION

1. PROJECT DESCRIPTION:

Arlington, TX – City of Dalworthington Gardens – Sanitary Sewer Clean and CCTV

2. SCOPE OF WORK:

Ace Pipe Cleaning, Inc. (“APC”) will provide the labor, equipment, material, and supplies for line cleaning and CCTV on the Project in accordance with this Proposal (the “Work”), and will include the following:

APC will perform cleaning and CCTV inspection on approximately 1,500 FT of 15-inch sanitary sewers as directed by customer on the above referenced project located in Arlington, TX.

3. PRICING AND PAYMENT:

Description	Est Qty	Unit	Unit Price	Total
TV Truck & Operator with Sonde to Locate	10	HR	\$ 300.00	\$ 3,000.00
JC Truck & Operator for Line Cleaning	10	HR	\$ 195.00	\$ 1,950.00
Disposal	4	YD	\$ 160.00	\$ 640.00
Total Estimated Price				\$ 5,590.00

Payment shall be due Net 30 days from APC’s invoice date. Quantities are estimated. Billing will reflect actual quantities achieved.

4. SCHEDULE: To be determined upon acceptance of this Proposal.

5. CLARIFICATIONS/ASSUMPTIONS; TERMS & CONDITIONS:

The Clarifications/Assumptions are part of this Proposal. APC’s Terms and Conditions are attached and are incorporated into and part of this Proposal. Please review the Clarifications/Assumptions and APC’s Terms and Conditions carefully. The pricing is based upon Customer’s acceptance of APC’s Clarifications/Assumptions and Terms and Conditions. This Proposal represents our complete offering. If there are any conflicts between Customer’s requirements or plans and specifications and this Proposal, this Proposal shall govern.

PREVAILING WAGE? YES __ NO x
If yes, please provide Wage Determination.

TAX EXEMPT? YES __ NO x
If yes, please provide Tax Exemption Certificate.

ACE PIPE CLEANING, INC.	ACCEPTED by CUSTOMER:
Signed: <u>Oralio Bernal</u> Date <u>1/22/21</u> Title: <u>Superintendent</u>	Signed: _____ Date _____ Title: _____

CLARIFICATIONS / ASSUMPTIONS

All pricing is conditioned upon the Clarifications/Assumptions listed below.

1. CLARIFICATIONS:

- a. The Proposal excludes any sales or use or other similar taxes. If the Project is tax exempt, Customer shall provide APC the appropriate documentation.
- b. Except as otherwise stated herein, the Proposal does not include payment of prevailing wages or certified payroll reporting. If payment of prevailing wages or submission of certified payroll reports is required, Owner shall provide a wage determination sheet and/or certified payroll instructions.
- c. Except as otherwise stated herein, the Proposal does not include by-pass pumping.
- d. Any corrections, repairs, or extractions required due to existing structural defects or failures are excluded from the Work.
- e. Customer will obtain all necessary permits
- f. APC will provide traffic control (cones) if necessary.
- g. Except as otherwise provided herein, the Proposal is for normal cleaning only. Normal cleaning is considered cleaning requiring three passes or less using high-velocity hydraulic equipment capable of pumping 80 gpm at 2,000 psi. Heavy cleaning shall be considered all cleaning other than normal cleaning, but does not include mechanical cleaning with bucket machines and winches. Heavy cleaning will be charged at a negotiated hourly rate.
- h. The CCTV inspection will be performed using a robotic camera capable of recording the condition of the pipe. Data will be generated in digital format and will provide logged information of pipe condition, calling out defects (such as root intrusions, pipe separations, cracks, decay and crumbling) as necessary. All APC data technicians are NASSCO PACP certified.
- i. For CCTV inspections that have 1,000 feet or more of Data, there will be a minimum 2 week turn-around for deliverables.

2. ASSUMPTIONS:

- a. Customer will provide free access to the work site which will be adequate for APC's equipment and will be within 150 feet from the access point. APC reserves the right to charge Customer if additional mobilizations are required if access is not available.
- b. Customer will coordinate the Work with any private property owners.
- c. Customer will provide environmentally responsible disposal site.
- d. Customer will provide water for cleaning and access to hydrant and hydrant meter.
- e. Pricing is subject to change 90 days from the date of the proposal.
- f. There are no hazardous materials present in the project area.

Terms and Conditions

1. **General Conditions:** These general terms and conditions are incorporated by reference into the proposal and are part of the Agreement under which services are to be performed by the Contractor for the Customer. Customer's signature and return of the proposal as presented, or Customer's authorization of Contractor to commence the work, shall constitute acceptance of all of its terms and conditions.
2. **Warranty:** Contractor warrants that its work will be free from defects caused by faulty workmanship for a period of twelve months after substantial completion of the work. Any warranty claim must be presented in writing to Contractor within 12 months after the substantial completion of Contractor's work, or the claim shall be waived.
3. **Terms of Payment:** Payments are due within thirty days from the submission to Customer of an invoice. A "late payment" charge of one and one-half percent (1½ %) per month or the maximum legal interest rate, whichever is greater, will be made on all monies past due and shall be paid immediately.
4. **Customer Responsibilities:** Customer will provide mechanical services. Operation and control of Customer's equipment is the Customer's responsibility. If Contractor's work is interrupted due to circumstances caused or allowed by Customer and of which Contractor was not apprised prior to starting the work, an hourly fee will be charged.
5. **Pre-existing Conditions:** The Contractor is not responsible for liability, loss or expense (including damage caused by the backup of basement sewers) caused by pre-existing conditions, including faulty, inadequate or defective design, construction, maintenance or repair of property or contamination of the subsurface where the condition existed prior to the start of the Contractor's work. Customer is responsible for loss of service equipment caused by the pre-existing condition at the job site.
6. **Environmental Conditions:** The debris is represented to Contractor to be non-hazardous, requiring no manifesting or special permitting. The Customer will be responsible for any additional costs or claims associated with the treatment, storage, disposal of the removed debris, or breach of the above representation, at any time during or after the completion of this project. Notwithstanding anything herein to the contrary, when the Work includes removal of industrial waste, Customer represents and warrants it holds clear title to all waste debris or other materials Contractor may handle, process or transport and Customer agrees to supply all necessary manifests or permits and Customer shall indemnify Contractor for liability, loss and expense caused by discharge, escape, release of liquids, gases or any other material contaminant or pollutant into the atmosphere or into or onto land, water or property, except to the extent such liability, loss and expense is caused by Contractor's negligence.
7. **Indemnification:** The Customer and Contractor will each indemnify the other in proportion to relative fault for liability, loss and expense incurred by the other party resulting from a negligent act or omission in performance of work under this Agreement. The Customer also will indemnify Contractor for liability, loss and expense resulting from Contractor services if the Contractor is acting at the direction or instruction of the Customer, or where the primary cause of any damages is due to information provided by the Customer. Where the Customer provides labor for the Contractor, the Customer will indemnify the Contractor for liability, loss or expense for work related injuries to those laborers not provided by the Contractor.
8. **Entire Agreement:** This proposal together with any written documents which may be incorporated by specific references herein, constitutes the entire agreement between the parties and supersedes all previous communications between them, either oral or written. The waiver by Contractor of any term, condition or provision herein stated shall not be construed to be a waiver of any other term, condition or provision hereof.
9. **Performance Dates:** The performance schedule, if stated in the proposal, is approximate and is not guaranteed by Contractor. Contractor shall not be liable for delays in the progress of the Work due to acts of government, acts of God, adverse weather, war, riot, labor disputes, civil insurrection or any other causes beyond Contractor's reasonable control, and the date of performance shall be adjusted for any such delays. Further, Contractor shall not be responsible for delays in the project caused by the failure of material/equipment suppliers to deliver material, equipment or services in the time and manner agreed upon or in the time and manner anticipated.
10. **Scope Limitations:** Any material, equipment, structure or service item that is not explicitly a part of this Contract is specifically excluded from Contractor's Work.
11. **Contract Amendments:** The following contract amendment procedure is to be used for work performed for the Customer by Contractor, which is beyond the scope of the proposal. (a) As change order items are identified and before any work is done, Contractor and the Customer will review and agree on the work to be performed; (b) A contract amendment or change order will be completed with regard to scope and price and any schedule impact. All parties involved will sign the contract amendment or change order; and (c) Contractor will perform the work and bill the Customer. For time and materials work, back-up documentation will be provided.
12. **Limitation of Liability:** In no event shall Contractor be liable for any indirect, special or consequential loss or damage arising out of any work performed for Customer. To the fullest extent permitted by law, the total liability, in the aggregate, of Contractor to Customer or anyone claiming by or through Customer, for any and all liabilities, claims, losses, expenses, or damages whatsoever arising out of or in any way related to Contractor's services, the Project, or the Proposal, from any cause or causes whatsoever, including without limitation, negligence, strict liability, indemnity, warranty, or breach of contract, shall not exceed the Contract Amount. The Contractor is not responsible for the rendering of or failure to render architectural, engineering or surveying professional services. Customer and Contractor waive all rights of subrogation for claims covered by the parties' insurance.
13. **Attorney's Fees:** The prevailing party in any dispute between Contractor and Customer shall be entitled to receive attorneys' fees, court costs and other legal fees from the non-prevailing party. APC shall be entitled to collect reasonable attorney's fees incurred to collect any "late payments".
14. NOTICE TO OWNER FAILURE OF THIS CONTRACTOR TO PAY THOSE PERSONS SUPPLYING MATERIAL OR SERVICES TO COMPLETE THIS CONTRACT CAN RESULT IN THE FILING OF A MECHANIC'S LIEN ON THE PROPERTY WHICH IS THE SUBJECT OF THIS CONTRACT PURSUANT TO CHAPTER 429, RSMO. TO AVOID THIS RESULT YOU MAY ASK THIS CONTRACTOR FOR "LIEN WAIVERS" FROM ALL PERSONS SUPPLYING MATERIAL OR SERVICES FOR THE WORK DESCRIBED IN THIS CONTRACT. FAILURE TO SECURE LIEN WAIVERS MAY RESULT IN YOUR PAYING FOR LABOR AND MATERIAL TWICE.

**City Council
Staff Agenda Report**

Agenda Item: 8g.

Agenda Subject: Discussion and possible action to approve a quote for gate valve repair at the City water pump station in the amount of \$29,309.00.

<p>Meeting Date: February 18, 2021</p>	<p>Financial Considerations: \$29,309.00</p> <p>Budgeted: <input type="checkbox"/> Yes <input checked="" type="checkbox"/> No <input type="checkbox"/> N/A</p>	<p>Strategic Vision Pillar:</p> <p><input type="checkbox"/> Financial Stability <input type="checkbox"/> Appearance of City <input checked="" type="checkbox"/> Operations Excellence <input checked="" type="checkbox"/> Infrastructure Improvements/Upgrade <input type="checkbox"/> Building Positive Image <input type="checkbox"/> Economic Development <input type="checkbox"/> Educational Excellence</p>
--	--	---

Background Information: Staff has been discussing with City Council the need to repair the gate valve on the city water pump station. Staff is having difficulty finding contractors to quote this job because of the possibility of having to freeze the pipes during repair. This is because the water cannot be turned off to replace it. The City’s policy requires three quotes and staff will continue to have contractors come out. Gratex has said they will come out in a few weeks to quote this once their workload slows down. Staff would like to request City Council consider the current quote with the caveat that staff at least obtain one other quote. The sooner the valve is replaced the better as failure of the check valves could be catastrophic since the gate valve cannot be turned off.

Recommended Action/Motion: Motion to approve a quote for gate valve repair at the City water pump station in the amount of \$29,309.00.

Attachments: Quote



2425 Dillard Street
Grand Prairie, Texas 75051
Phone: (972) 339-1200
Fax: (972) 988-2864

February 5, 2021

Via email- mday@cityofdwg.net
Marcus Day
City of Dalwothington Gardens

Re: water valve work

Dear Mr.day ,

We are pleased with the opportunity to present our proposal based on site visit January of, 2021

Total project \$29,309.00

Scope of Work:

1. Furnish, labor, equipment, safety equipment, and supervision to perform the following scope of work:

- ⇒ Pricing includes 1- 12" pipe freeze.
- ⇒ Pricing includes fabrication and installation of 2 new 12" flanged pipe spools.
- ⇒ Pricing includes purchase and install of new 12" valve.
- ⇒ Pricing includes removal and replacement 2-8" valves with new valves.
- ⇒ Project can be completed in 1- 12 hr. days (+/-)
- ⇒ Pricing is based on 6 hour freeze hold.
- ⇒ Pricing is firm for (30) days.
- ⇒ Pricing does not include painting of new piping and valves.
- ⇒ Pricing does not include electrical disconnects or hookups or controls of any kind for new or temp equipment.

February 5, 2021
Page 2 of 2
Cont.:

General Notes:

⇒ Pricing is based on having unrestricted access to work areas.

Terms & Conditions:

- ⇒ Polk Mechanical Company reserves the right to negotiate certain terms and conditions of City of Dalwothington Gardens service company contract agreement. Polk Mechanical Company will agree to indemnify and hold harmless the owner for damages suffered by it because of the fault of negligence of Polk Mechanical Company its employees and agents only.
- ⇒ Pricing is based on progressive payment schedule. Billings will be bi-monthly.
- ⇒ Payment terms are net (30) days.
- ⇒ Texas State sales tax will be added in accordance with the laws & regulations of the State of Texas, unless an acceptable sales tax exemption certificate is provided prior to the first progress billing.

Please feel free to contact me if you should have any additional questions or concerns.

Very Truly Yours,
Polk Mechanical Company, LLC.

Randy Sparks

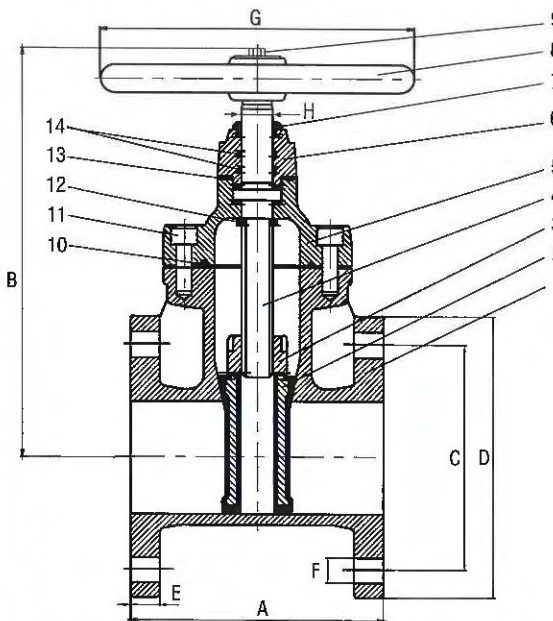
Randy Sparks
Industrial Accounts Manager

Fig. 017110FW

AWWA GATE VALVE WITH HAND-WHEEL, FLANGED



- 250 lb. non-shock CWP
- Class 125/150 flange
- Ductile iron body and bonnet
- Stainless steel non-rising stem
- Wax encapsulated cap screws
- Fusion bonded epoxy coating
- Meets AWWA C515
- Bronze wedge nut



No.	Part	Material
1	Body	Ductile Iron Gr. A536 65/45/12
2	Wedge	Ductile Iron Gr. A536 65/45/12; Buna-I
3	Wedge Nut	Bronze B584 C83600
4	Stem	Stainless Steel 304
5	Bonnet	Ductile Iron Gr. A536 65/45/12
6	Packing Gland	Ductile Iron Gr. A536 65/45/12
7	Stem Wiper	Buna-N
8	Operating Nut	Ductile Iron Gr. A536 65/45/12
9	Handle Bolt	Stainless Steel 304
10	Bonnet O-Ring	Buna-N
11	Bonnet Bolts	Stainless Steel 304
12	Gasket	Buna-N
13	Packing / Bonnet O-Ring	Buna-N
14	Packing / Gland O-Ring	Buna-N

Size IN	Part Number	Weight LB	A IN	B IN	C IN	D IN	E IN	F IN	G IN	H IN
2	017110FW020	32	7.00	10.83	4.75	6.00	0.62	4 - 0.75	7.09	0.79
2-1/2	017110FW024	43	7.50	11.14	5.50	7.00	0.69	4 - 0.75	7.09	0.79
3	017110FW030	53	8.00	12.24	6.00	7.50	0.75	4 - 0.75	7.87	0.87
4	017110FW040	74	9.00	13.86	7.50	9.00	0.94	8 - 0.75	9.84	1.02
6	017110FW060	150	10.50	19.09	9.50	11.00	1.00	8 - 0.88	12.60	1.14
8	017110FW080	215	11.50	20.47	11.75	13.50	1.12	8 - 0.88	13.78	1.26
10	017110FW100	335	13.00	24.88	14.25	16.00	1.19	12 - 1.00	15.75	1.42
12	017110FW120	478	14.00	29.33	17.00	19.00	1.25	12 - 1.00	17.72	1.50
14	017110FW140	868	15.00	32.90	18.75	21.00	1.38	12 - 1.12	19.70	1.73
16	017110FW160	1224	16.00	37.50	21.25	23.50	1.44	16 - 1.12	19.70	1.89

USA 800-766-0076

Fax 323-890-4456

www.smithcooper.com

Los Angeles, CA

Chicago, IL

Atlanta, GA

Vancouver, WA

Houston, TX

**City Council
Staff Agenda Report**

Agenda Item: 8h.

Agenda Subject: Discussion and possible action regarding Project #2020-01, the new City Hall building, to include, but not limited to any change order approval.

<p>Meeting Date:</p> <p>February 18, 2021</p>	<p>Financial Considerations:</p> <p>Budgeted:</p> <p><input checked="" type="checkbox"/> Yes <input type="checkbox"/> No <input type="checkbox"/> N/A</p>	<p>Strategic Vision Pillar:</p> <p><input type="checkbox"/> Financial Stability</p> <p><input checked="" type="checkbox"/> Appearance of City</p> <p><input checked="" type="checkbox"/> Operations Excellence</p> <p><input checked="" type="checkbox"/> Infrastructure Improvements/Upgrade</p> <p><input type="checkbox"/> Building Positive Image</p> <p><input type="checkbox"/> Economic Development</p> <p><input type="checkbox"/> Educational Excellence</p>
--	---	--

Background Information: This is a recurring item for the city hall project.

Staff is working on quotes for furniture. The current approximate amount for furniture is \$35,000 but that is just an estimate and is probably slightly high. Some cutting down will be done next weeks to get quotes finalized. The furniture quote includes desks for all offices to include the front desk area and “cubicle” area, matching book cases for offices, filing setup for cubicle spaces, chairs for all personnel and one guest chair for each except for the Mayor and Judge having a few more guest chairs in their offices. Council chairs for Chambers, audience chairs for Chambers, and chairs for the conference room. Staff is bringing over existing filing cabinets.

Items still needed are the dais (working on quotes), tvs for Council Chambers, security cameras, podium, desktop computer for Mayor, and two desktop computers for cubicles (an existing computer will be brought over making it three total for cubicles).

The preliminary quote for cameras is approximately \$15k but administration thinks that might be high and will be examining more closely in the weeks to come. Staff will be presenting a final furniture quote, camera quote, podium, and dais quote at the March meeting for approval. The podium is inexpensive but may need to be purchased from a vendor outside of the furniture quote. The podium will cost approximately \$500.

Also, if SCADA is to be moved over to the new facility from its existing location in the Courtroom Annex, it will be an additional cost.

Recommended Action/Motion: Action is not needed except to provide any feedback on the above.

Attachments: City Hall Project Cost

PROJECT NAME: 2017 BOND CITY HALL PROJECT

Vendor Description of Work	Estimate, EA, LS, SF	Qty	Unit Cost	Total Cost	Paid Qty or Percent	Paid \$	Remaining Qty	Unpaid Balance	Engineer	Construction	Legal
STEELE & FREEMAN											
Architectural Eng Fees	Lump Sum-Fixed			197,360.00		197,360.00	0	-	197,360.00		
Out of Scope				4,990.00		4,990.00		-	4,990.00		
OWT CONTRACT											
Architect Construction Docs	Lump Sum-Fixed			14,790.00		14,790.00		-	14,790.00		
Architect Bidding & Negotiation	Lump Sum-Fixed			9,180.00		9,180.00		-	9,180.00		
Architect Construction Admin	Lump Sum-Fixed			27,030.00		7,050.49		19,979.51	7,050.49		
WESTRA ENGINEERS											
Consulting Charges		21.5	140.00	3,010.00	21.50	3,010.00	0	-	3,010.00		
Perkins, Engineer											
Consulting Charges		3	105.00	315.00	3	315.00	0	-	315.00		
Topographics											
Engineering Services				575.00		575.00	0	-	575.00		
Di-Sciullo-Terry, Stanton & Associates											
				2,700.00		2,700.00		-	2,700.00		
K Plus K Associates LLP											
				1,092.00		1,092.00		-	1,092.00		
CMJ Engineering											
Geotech Services				3,500.00		3,500.00	0	-	3,500.00		
Testing Services				16,895.50		8,525.26	0	8,370.24	8,525.26		
DCG Environmental, LLC											
Asbestos Study				2,945.00		2,945.00		-	2,945.00		
Taylor, Olson, Adkins, Sralla & Elam											
Legal Consulting Services		30.5		12,645.00	30.5	12,645.00		-			12,645.00
RJM Construction											
see sub-schedule for detail				1,356,322.00		580,215.60		776,106.40		580,215.60	
Miscellaneous											
CivCast-Publication				99.99		99.99		-			99.99
Commercial Recorder - Publication				12.80		12.80		-			12.80
Council Contingency Expenses											
Crane Operator			43,678.00	43,678.00				43,678.00			-
Teague, Nall & Perkins-Platting			(5,200.00)			5,200.00		(5,200.00)		5,200.00	
Topographic-Final plat fees			(10,000.00)			10,000.00		(10,000.00)		10,000.00	
OWT-Downstream Study			(525.00)			525.00		(525.00)		525.00	
OWT-Removal of Sally Port			(5,000.00)			5,000.00		(5,000.00)		5,000.00	
Door Hardware			(3,500.00)			3,500.00		(3,500.00)		3,500.00	
New Meter			(11,000.00)					-			-
Kitchen Range change to ADA			(755.00)			755.00		(755.00)		755.00	
			(650.00)					-			
			7,048.00								
				<u>1,697,140.29</u>		<u>873,986.14</u>		<u>823,154.15</u>	<u>256,032.75</u>	<u>605,308.39</u>	<u>12,645.00</u>

Cash Balance @ 1/31/21 1,147,637.39
 pending transfer -
 Budget Interest 02/21-9/21 725.08
1,148,362.47

Cash Balance remaining 325,208.32

Resolution 17-77 Approving Westra Consultants to as as the City's Representative for the duration of the City Hall Project

Description of Work	SOV	Completed		Balance to Finish	10% Retainage
		Amount	%		
Division 1					
Superintendent	81,700.00	39,700.00	48.59%	42,000.00	3,970.00
PM & Ass. PM	50,733.00	37,000.00	72.93%	13,733.00	3,700.00
Trailer, safety, & Toilets	5,650.00	3,350.00	59.29%	2,300.00	335.00
Fencing & Tree protection	2,800.00	2,100.00	75.00%	700.00	210.00
Clean up labor	6,180.00	1,000.00	16.18%	5,180.00	100.00
Permit & tap fees, Materail	-				
Surveying	6,500.00	6,000.00	92.31%	500.00	600.00
Dumpster	7,000.00	4,200.00	60.00%	2,800.00	420.00
Temp Water & power	3,600.00	1,950.00	54.17%	1,650.00	195.00
Barricades	600.00	300.00	50.00%	300.00	30.00
Job Sign	350.00	350.00	100.00%	-	35.00
Division 2					
Division 3					
Concrete Material slab	41,600.00	41,600.00	100.00%	-	4,160.00
Concrete Labor slab	22,900.00	22,900.00	100.00%	-	2,290.00
Concrete Material for sidewalks & Curb/Gutter	38,885.00		0.00%	38,885.00	-
Concrete Material for sidewalks & Curb/Gutter	16,000.00		0.00%	16,000.00	-
Pump Truck	3,500.00	3,500.00	100.00%	-	350.00
Concrete Mis/backfill/haul-off	3,300.00	2,200.00	66.67%	1,100.00	220.00
Division 4					
Mobilization & submittals	2,000.00	1,250.00	62.50%	750.00	125.00
Masonry Material	20,000.00	2,500.00	12.50%	17,500.00	250.00
Masonry labor	10,600.00		0.00%	10,600.00	-
Division 5					
Submittals/shop drawings	1,250.00	1,250.00	100.00%	-	125.00
Structural Steel Material	6,000.00	6,000.00	100.00%	-	600.00
Structural Steel Labor	2,000.00	2,000.00	100.00%	-	200.00
Division 6					
Framing Material	66,000.00	66,000.00	100.00%	-	6,600.00
Framing Labor	37,000.00	37,000.00	100.00%	-	3,700.00
Lifting	3,500.00	3,500.00	100.00%	-	350.00
Millwork submittals	500.00	500.00	100.00%	-	50.00
Millwork Material	13,000.00		0.00%	13,000.00	-
Millwork Install Labor	5,000.00		0.00%	5,000.00	-
Division 7					
Asphalt Shingles Materials	13,400.00	13,400.00	100.00%	-	1,340.00
Asphalt Shingles Labor	6,000.00	6,000.00	100.00%	-	600.00
Foamed-in-place insulation Material	40,000.00		0.00%	40,000.00	-
Foamed-in-place Labor	13,000.00		0.00%	13,000.00	-
Waterproofing & joint sealants material	1,695.00		0.00%	1,695.00	-
Waterproofing & joint sealants labor	1,200.00		0.00%	1,200.00	-
A1 Gutters	2,600.00		0.00%	2,600.00	-
Division 8					
Doors, Frames & Hardware	20,720.00		0.00%	20,720.00	-
labor	2,500.00		0.00%	2,500.00	-
Fiberglass Windows	8,500.00	4,800.00	56.47%	3,700.00	480.00
Storefront submittals	2,129.00	2,129.00	100.00%	-	212.90
Storefront Material	23,000.00		0.00%	23,000.00	-
Storefront Labor	10,000.00		0.00%	10,000.00	-
Division 9					
Drywall Material	12,470.00		0.00%	12,470.00	-
Drywall Labor	11,925.00		0.00%	11,925.00	-
Ceiling Material	15,245.00		0.00%	15,245.00	-
Ceiling Labor	4,800.00		0.00%	4,800.00	-
VCT & Carpet Material	20,000.00		0.00%	20,000.00	-
VCT & Carpet Labor	14,053.00		0.00%	14,053.00	-
Painting Material	10,000.00		0.00%	10,000.00	-
Painting Labor	8,855.00		0.00%	8,855.00	-
Division 10					
Flagpoles	7,043.00		0.00%	7,043.00	-
Flag poles install	3,800.00		0.00%	3,800.00	-
FEC's	900.00		0.00%	900.00	-
Wall & Door protection 17 CORNER GUARDS	1,700.00		0.00%	1,700.00	-
Toilet Partitions & Acc	4,051.00		0.00%	4,051.00	-
Signage Allowance \$3,000 & Plaque \$3,000	6,000.00		0.00%	6,000.00	-
Division 11,12,13,14,21-N/A					
Division 22					
Plumbing Rough-in Material	14,084.00	14,084.00	100.00%	-	1,408.40
Plumbing Rough-in Labor	6,527.00	6,527.00	100.00%	-	652.70

Description of Work	SOV	Completed		Balance to Finish	10% Retainage		
		Amount	%				
Plumbing Fixture Material	15,600.00		0.00%	15,600.00	-		
Plumbing Fixture Material	3,000.00		0.00%	3,000.00	-		
Plumbing Top out Material	10,084.00	10,084.00	100.00%	-	1,008.40		
Plumbing top out Labor	6,527.00	6,527.00	100.00%	-	652.70		
Division 23							
HVAC Mobilization	600.00	600.00	100.00%	-	60.00		
HVAC Equipment	15,800.00	15,800.00	100.00%	-	1,580.00		
HVAC Fans	1,300.00	1,300.00	100.00%	-	130.00		
HVAC Grills	3,800.00		0.00%	3,800.00	-		
HVAC Duct Work	10,000.00	10,000.00	100.00%	-	1,000.00		
HVAC Insulation	4,300.00	4,300.00	100.00%	-	430.00		
HVAC Labor	14,500.00	11,000.00	75.86%	3,500.00	1,100.00		
T-Stats	2,700.00		0.00%	2,700.00	-		
Division 26							
Electrical Underground Labor	6,500.00	6,500.00	100.00%	-	650.00		
Electrical Underground Material	8,000.00	8,000.00	100.00%	-	800.00		
Slab Labor	4,000.00	4,000.00	100.00%	-	400.00		
Slab Material	3,500.00	3,500.00	100.00%	-	350.00		
Wall Rough-in Labor	12,000.00	12,000.00	100.00%	-	1,200.00		
Wall Rough-in Material	13,000.00	13,000.00	100.00%	-	1,300.00		
Ceiling Rough-in Labor	26,000.00		0.00%	26,000.00	-		
Ceiling Rough-in Material	30,000.00		0.00%	30,000.00	-		
Service Labor	6,000.00	6,000.00	100.00%	-	600.00		
Service Material	4,000.00	4,000.00	100.00%	-	400.00		
Trim Out Laor	5,000.00		0.00%	5,000.00	-		
Trim Out Material	7,000.00		0.00%	7,000.00	-		
Division 27-N/A							
Division 28							
Submittals	1,689.00	1,689.00	100.00%	-	168.90		
Fire Alarm Material	3,600.00		0.00%	3,600.00	-		
Fire Alarm Labor	2,400.00		0.00%	2,400.00	-		
Division 31 & 32							
Earth work	36,170.00	36,170.00	100.00%	-	3,617.00		
Demo	9,200.00	9,200.00	100.00%	-	920.00		
Layout & engineering	2,530.00	2,530.00	100.00%	-	253.00		
Lime Stabilization	10,900.00	10,900.00	100.00%	-	1,090.00		
SWPPP	1,461.00	1,300.00	88.98%	161.00	130.00		
Landscaping/grass & Turf/Irrigation	7,000.00		0.00%	7,000.00	-		
Termite Control material	200.00	200.00	100.00%	-	20.00		
Termite Control labor	539.00	539.00	100.00%	-	53.90		
Asphalt	64,912.00		0.00%	64,912.00	-		
Sliding Gate & Chain link Fencing	-			-	-		
Striping & wheel Stops/Asphalt repair	1,065.00		0.00%	1,065.00	-		
Division 33 N/A							
Mobilization	4,500.00	4,500.00	100.00%	-	450.00		
Water Material	18,000.00	18,000.00	100.00%	-	1,800.00		
Water Labor	12,000.00	12,000.00	100.00%	-	1,200.00		
Sewer Material	8,000.00	8,000.00	100.00%	-	800.00		
Sewer Labor	7,000.00	7,000.00	100.00%	-	700.00		
Storm Drain Material	7,500.00	7,500.00	100.00%	-	750.00		
Storm Drainage Labor	5,000.00	5,000.00	100.00%	-	500.00		
Owner Controlled Contingency-Remaining	49,394.00		0.00%	49,394.00	-		
Owner Controlled Contingency-PCR #1 Water Line	1,695.00	1,695.00	100.00%	-	169.50		
Owner Controlled Contingency-PCR #2 Electrical Char	900.00	900.00	100.00%	-	90.00		
Owner Controlled Contingency-camera boxes	800.00	-	0.00%	800.00	-	pending	see email from Lola 1.7.21
Owner Controlled Contingency-Data Cabling/Enclosur	14,453.00	-	0.00%	14,453.00	-	pending	see email from Lola 1.21.21
Owner Controlled Contingency-OS2 Fiber 6F	2,758.00	-	0.00%	2,758.00	-	pending	see email from Lola 1.21.21
Sub-Total	1,231,222.00	576,824.00	46.85%	654,398.00	57,682.40		
O/H	108,000.00	50,760.00	47.00%	57,240.00	5,076.00		
Sub-Total	1,339,222.00	627,584.00	46.86%	711,638.00	62,758.40		
Bond	17,100.00	17,100.00	100.00%	-	1,710.00		
Grand TOTAL	1,356,322.00	644,684.00	47.53%	711,638.00	64,468.40		
		(64,468.40)		64,468.40			
		580,215.60		776,106.40			

**City Council
Staff Agenda Report**

Agenda Item: 8i.

Agenda Subject: Discussion and possible action regarding Project #2020-02, Twin Lakes, Twin Springs to include, but not limited to any change order approval.

<p>Meeting Date: February 18, 2021</p>	<p>Financial Considerations: \$7,191.67</p> <p>Budgeted: <input checked="" type="checkbox"/> Yes <input type="checkbox"/> No <input type="checkbox"/> N/A</p>	<p>Strategic Vision Pillar:</p> <p><input type="checkbox"/> Financial Stability <input checked="" type="checkbox"/> Appearance of City <input checked="" type="checkbox"/> Operations Excellence <input checked="" type="checkbox"/> Infrastructure Improvements/Upgrade <input type="checkbox"/> Building Positive Image <input type="checkbox"/> Economic Development <input type="checkbox"/> Educational Excellence</p>
--	---	--

Prior Council Action:

Background Information: This is a recurring item that will appear on all future agendas until this project is complete.

The project is now complete except for re-seeding of grass along the road. Tarrant County fixed the low spot Council Member Stein mentioned at the last meeting. The quote in your packet includes matching what was there previously for each resident. If grass was spotty in an area, putting sod near the road will at least help with erosion. If a resident had grass all the way up to the road, the sod will match that as well. The quote also includes repairing two rock areas near the road that were there prior to the construction. This repair will mean the resident’s yard is back as it was.

Recommended Action/Motion: Motion to approve a quote from Prime Landscape in the amount of \$7,191.67 for sod installation and repair of two rock areas.

**Attachments: Quote
Breakout for each address**

PRIME LANDSCAPE SERVICES

Where the grass is always greener

PO Box 171626

Arlington, Texas 76003-1626

Office (817) 461-4000 Or (817) 274-9347 Fax (817) 274-5459

Estimate

To: City of Dalworthington Gardens
Jeff Chasteen
Twin Springs and Twin Lake
DWG, Texas

Date: 2-3-2021

Job Description: Bermuda Sod Install-2 Minor Garden Repairs....Specs Attached

- Light Prep and Install 1,250 Yards of Common Bermuda
- Repair Metal Edgings and Beds/Mulch @ 4 Twin Lakes and 12 Twin Lakes
- 1-2 Days

Price: \$7,191.67

Guarantees, Terms, and Conditions: All workmanship and materials 1 year. All plants (excluding annuals and sod) planted in soils that we have prepared with our recommended methods are guaranteed 6 months. **Disclaimer:** All Prime warranties are void if damage is caused by lightning, storms, hail, freezing, natural disasters, physical abuse, animals, insects, improper usage, electrical power surges, or alterations made by anyone other than an employee or subcontractor of PRIME Landscape Services. All warranties are limited to Prime Landscape repairing or replacing any defective work or component. Stone is a natural product and is sold without warranty. Irrigation in Texas is regulated by the Texas Commission on Environmental Quality (TCEQ), MC-178, P.O. Box 13087, Austin, TX 78711-3087. TCEQ's website is www.tceq.state.tx.us Prime Landscape operates under the following licenses: LI0004812; LI0006460; TDA 0385086

Damages to sub-surface items: We are responsible for calling utility companies to have lines located prior to beginning work. Client is responsible for notifying us of and clearly marking any other lines not covered by utility companies. We are not responsible for damages to sprinkler pipes, drain pipes, electrical conduit, wires, gas lines, phone lines, coax cables, or any other buried items except for items that we have installed as a part of this contract and utility lines that have been marked correctly by a line location company authorized by said utility

Failure to pay balance due promptly upon completion will void all warranties. Any balance that exceeds 30 days past due is subject to late fees of 1.5% per month, and any legal fees, collection agency fees, or any other expenses incurred in the collection of these debts will also become the responsibility of Client and be paid to PRIME Landscape Services Inc. or our authorized agent by Client.

I understand the terms of this estimate and that payment is due as follows: balance due upon completion. You are authorized to proceed with the work.

By: _____

Client Acceptance: _____

Name: _____

Name: _____

Date: _____

Dalworthington Gardens-Sod Project

Location: Twin Parks and Twin Lakes

Contact: Jeff Chasteen

jchasteen@cityofdwwg.net

682-774-7506

Address:	LF	Width	SF	Extra
1 Twin Springs		200 16"		266
2 Twin Springs		225 5'		1125
3 Twin Springs		230 5'		1150
4 Twin Springs		205 16"		275
5 Twin Springs		190 16"		255
6 Twin Springs		210 5'		1050
13 Twin Springs		140 16"		185
14 Twin Springs		115 16"		150
15 Twin Springs		240 4'		960
16 Twin Springs		200 16"		266
17 Twin Springs		200 16"		266
4 Twin Lakes		110 4'		520 Fix Rock Area
8 Twin Lakes		360 5'		1800
9 Twin Lakes		120 4'		480
10, A/B Twin Lakes		75 4'		300
11 Twin Lakes		260 16"		350
12 Twin Lakes		355 5'		175 Fix Rock Area
Bar Ditch	Included with 8 Twin Lakes			
Totals:				
Pallets				25
Total Yards				1,250
Material			Bermuda	
Total SF				11,173

Fund Sources for Street Repairs	Amount	Cash Flow Availability
Logic Street Sales Tax Account Balance @ 2/11/21	118,749.67	
Estimated 47th CDBG costs based on \$165K Grant	(56,772.50)	
Estimated Funds available for Street Repairs @ 2/11/21	61,977.17	61,977.17
3/31/2021	7,304.25	69,281.42
4/30/2021	7,635.50	76,916.92
5/31/2021	9,162.49	86,079.41
6/30/2021	8,548.13	94,627.54
7/31/2021	8,413.13	103,040.67
8/31/2021	9,962.13	113,002.80
9/30/2021	10,099.98	123,102.78
FY 20/21 Budget Sales Tax Revenue	61,125.61	123,102.78

Estimated Funds available for Street Repairs @ 9/30/21 **123,102.78**

Indian Trail Engineer costs 2017-2018	46,520.00
Indian Trail Project estimate	19,311.58
Indian Trail striping	302.64
Indian Trail traffic control	791.00
Indian Trail drainage repair	1,850.00
Indian Trail postcard notification	23.28
Tarrant County Contributed Property	62,058.00
Total Indian Trail project costs	130,856.50
<i>Paid with 2017 Bond Street Funds</i>	(20,405.22)
<i>Paid with Street Sales Tax Funds</i>	(48,393.28)
<i>Book entry to record contribution</i>	(62,058.00)
Indian Trail project costs remaining	-

Twin Lakes/Twin Springs-Materials	96,934.18
Twin Lakes/Twin Springs Design, Survey, SWPPP	13,700.00
Twin Lakes/Twin Springs Sampling & Testing	5,410.00
Twin Lakes/Twin Springs Utility Adj's/Misc	24,965.00
Twin Lakes/Twin Springs Erosion Control	21,451.17
Twin Lakes/Twin Springs Sewer Manhole Cleanup	4,252.70
Twin Lakes/Twin Springs American Barricade	2,592.50
Twin Lakes/Twin Springs postcard notification	23.39
Twin Lakes/Twin Springs legal fees	806.25
Total Twin Lakes/Twin Springs project costs	170,135.19
<i>Paid with 2017 Bond Street Funds</i>	(61,929.96)
<i>Paid with Street Sales Tax Funds</i>	(55,236.10)

Twin Lakes/Twin Springs project costs remaining **52,969.13**

Indian Trail & Twin Lakes/Springs project costs remaining **52,969.13**

Projected Funds remaining @ 9/30/21 **70,133.65**

**City Council
Staff Agenda Report**

Agenda Item: 8j.

Agenda Subject: Discussion and possible action on the Comprehensive Plan, to include but not limited to governing body approval of changes and setting future meeting dates. Final adoption of the Plan will take place at a future public meeting following legal publication requirements and notifications.

<p>Meeting Date:</p> <p>February 18, 2021</p>	<p>Financial Considerations:</p> <p>Budgeted:</p> <p><input type="checkbox"/> Yes <input type="checkbox"/> No <input checked="" type="checkbox"/> N/A</p>	<p>Strategic Vision Pillar:</p> <p><input type="checkbox"/> Financial Stability</p> <p><input checked="" type="checkbox"/> Appearance of City</p> <p><input checked="" type="checkbox"/> Operations Excellence</p> <p><input type="checkbox"/> Infrastructure Improvements/Upgrade</p> <p><input type="checkbox"/> Building Positive Image</p> <p><input checked="" type="checkbox"/> Economic Development</p> <p><input type="checkbox"/> Educational Excellence</p>
--	---	--

Prior Council Action:

Background Information: The purpose of this item is to provide an avenue to move forward in the Comprehensive Plan approval process, if needed. This item may not be needed. The reason the agenda item is worded in such a way is so that citizens know Council does not intend to adopt the Plan at this meeting. Public notice is required prior to final adoption of the Plan by Council.

Recommended Action/Motion: Guidance will be provided at the meeting, if needed.

Attachments: None

**City Council
Staff Agenda Report**

Agenda Item: 8k.

Agenda Subject: Discuss and possible action regarding amendments to the FY 2021 budget in amounts not to exceed \$10,000.00.

<p>Meeting Date: February 18, 2021</p>	<p>Financial Considerations: Unknown but won't exceed \$10,000</p> <p>Budgeted: <input type="checkbox"/> Yes <input type="checkbox"/> No <input checked="" type="checkbox"/> N/A</p>	<p>Strategic Vision Pillar:</p> <ul style="list-style-type: none"> <input checked="" type="checkbox"/> Financial Stability <input type="checkbox"/> Appearance of City <input checked="" type="checkbox"/> Operations Excellence <input type="checkbox"/> Infrastructure Improvements/Upgrade <input type="checkbox"/> Building Positive Image <input type="checkbox"/> Economic Development <input type="checkbox"/> Educational Excellence
--	---	--

Prior Council Action:

Background Information: This is a standing agenda item that will appear on all future agendas. The idea is provide an item whereby staff can discuss needs that come up after the agenda posting deadline. These would only be items that, without council approval, would otherwise put operations on hold.

Recommended Action/Motion: If action needed: Motion to approve an amendment to the FY 2021 budget in an amount not to exceed [state dollar amount] for the purpose of [state specific purpose].

Attachments: None